

The all-new 2007  
BMW 3 Series  
Convertible



The Ultimate  
Driving Machine®

328i  
335i



To build a great convertible,  
you don't start with the top.





A BMW that's open to the air – and to innovative engineering.

Push its Start button, and it will push yours.



**Raises the roof – and the standard for  
all-around performance.**



**The 3 Series Convertible:  
It's time to open up.**





You're looking at the most inspiring view of the 3 Series Convertible: the one from behind the driver's seat. Because for all its sun-bathed sensuality, the 3 Series Convertible is first and foremost an Ultimate Driving Machine.<sup>®</sup> Settle into the ergonomic cockpit. Grab hold of the leather-clad, multi-function sport steering wheel, with optional paddle shifters<sup>1</sup> that let you switch gears in a fraction of a second without using a clutch. Each piece of equipment works together to offer the most natural connection between you and the road. Take the central instrument panel: it is from here that you'll plan your greatest trips. For example, at a practical height for easy viewing lies the optional Navigation system, with Real Time Traffic Information to keep you abreast of traffic jams and provide alternate routes around them. At just an arm's-length away are six programmable memory keys for quick retrieval of your favorite iDrive settings. And using the iDrive Controller, situated just in front of the armrest, you'll be able to conveniently adjust most comfort features. The center console also houses the control that raises and lowers the top – so when the mood strikes, open air is just a touch away.

<sup>1</sup> 335i Convertible only – when optional Sport Package and optional STEPTRONIC automatic transmission are ordered, optional steering wheel-mounted paddle shifters are automatically included.

## The road ahead. The skies above. And the perfect connection between the two.

The luxurious and inviting interior, easy-to-reach dash controls, and flowing cabin lines remind you that every trip should feel like your favorite. In fact, the 10-way power front sport seats,<sup>2</sup> upholstered in sumptuous Dakota Leather with Sun-Reflective Technology,<sup>3</sup> will quickly become your favorite chairs anywhere. Their form-fitting, adjustable side bolsters, thigh and lumbar support,<sup>4</sup> and other settings will comfortably support both you and your front passenger better than anything at home. With optional HD Radio,<sup>™</sup> you'll also have access to static-free (and fee-free) digital AM/FM broadcasts, "multicast" FM stations, and innovative data services. And enjoy your favorite soundtracks to the fullest, courtesy of the advanced Logic7 surround sound audio system<sup>5</sup> – and the 3 Series Convertible's best-in-class quiet cabin.

<sup>2</sup>Included in optional Sport Package.

<sup>3</sup>Standard in the 335i; in the 328i, optional and included in the Premium Package.

<sup>4</sup>Lumbar support included in optional Premium Package.

<sup>5</sup>Standard in the 335i; optional in the 328i.

■ Standard equipment

□ Optional equipment



■ **Xenon Adaptive Headlights** provide brilliant clarity of the road ahead and to the side at night and in conditions with poor visibility. The dynamic auto-leveling feature adjusts for varying passenger and cargo loads, helping to keep headlight glare out of the eyes of oncoming drivers. BMW Adaptive Headlights provide optimum road illumination around corners, thanks to an electromechanical control system that directs the headlights into and around the bend as soon as the vehicle begins cornering. The Corona light-rings that circle both headlights and high beams also act separately as Daytime Running Lights and parking lights.



■ BMW's **distinctive front kidney-shaped grille** features a chrome surround and vertical slats on all 3 Series Convertibles.



■ **Halogen free-form foglights**, integrated into the deep front spoiler, enhance your margin of safety in bad visibility. Ellipsoid free-form technology ensures even light distribution on the road.



■ **Adaptive Brake Lights** help other drivers recognize the intensity of your braking actions. In emergency braking, the illuminated area of the brake lights increases, alerting drivers behind you to brake quickly.



■ Standard equipment    □ Optional equipment



■ **17 x 8.0 Star Spoke (Style 157) light alloy wheels with 225/45R-17 run-flat<sup>1</sup> all-season tires.** (std. on 328i)



■ **17 x 8.0 Star Spoke (Style 185) light alloy wheels with 225/45R-17 run-flat<sup>1</sup> all-season tires.** (std. on 335i)



□ **Cross Spoke (Style 197) light alloy wheels and run-flat<sup>1</sup> performance tires.<sup>2</sup>**  
In front: 18 x 8.0 wheels and 225/40R-18 tires;  
in back: 18 x 8.5 wheels and 255/35R-18 tires.<sup>3</sup>  
(included in 328i Sport Package)









































































































□ **Star Spoke (Style 189) light alloy wheels and run-flat<sup>1</sup> performance tires.<sup>2</sup>** In front: 18 x 8.0 wheels and 225/40R-18 tires; in back: 18 x 8.5 wheels and 255/35R-18 tires. (included in 335i Sport Package)

<sup>1</sup>Run-flat tires do not come equipped with a spare tire.

<sup>2</sup>Performance tires not recommended for driving in ice and snow. Due to low-profile tires, wheels, tires and suspension parts are more susceptible to road hazard and consequential damages.

Combinations

Materials	Leatherette <sup>1</sup>		Dakota Leather <sup>2</sup>				
	Cream Beige	Black	Cream Beige	Gray	Coral Red/Black	Saddle Brown/Black	Black
<b>Exterior colors</b>							
<b>Non-metallic</b> 300 Alpine White							
<b>Non-metallic</b> A61 Crimson Red							
<b>Non-metallic</b> 668 Jet Black							
<b>Metallic<sup>3</sup></b> 354 Titanium Silver							
<b>Metallic<sup>3</sup></b> A53 Platinum Bronze							
<b>Metallic<sup>3</sup></b> A34 Arctic							
<b>Metallic<sup>3</sup></b> A52 Space Gray							
<b>Metallic<sup>3</sup></b> A22 Sparkling Graphite							
<b>Metallic<sup>3</sup></b> A13 Atlantic Blue							
<b>Metallic<sup>3</sup></b> A51 Montego Blue							
<b>Metallic<sup>3</sup></b> A35 Monaco Blue							
<b>Metallic<sup>3</sup></b> A39 Barbera Red							
<b>Metallic<sup>3</sup></b> A43 Deep Green							
<b>Metallic<sup>3</sup></b> 475 Black Sapphire							
<b>Interior trims</b>							
4AB Dark Burl Walnut Wood <sup>4</sup>							
4AC Light Poplar Natural Wood <sup>5</sup>							
4AS Gray Poplar Wood <sup>5</sup>							
4AD Brushed Aluminum <sup>5</sup>							

<sup>1</sup>Leatherette upholstery: Standard in 328i; not available in 335i.

<sup>2</sup>Dakota Leather upholstery: Standard in 335i; optional and included in optional 328i Premium Package.

<sup>3</sup>Metallic exterior paint is optional.

<sup>4</sup>Dark Burl Walnut Wood trim: Standard in 328i and 335i.

<sup>5</sup>Light Poplar Natural Wood trim, Gray Poplar Wood trim, and Brushed Aluminum trim: No-cost options in 328i and 335i.

Equipment

Performance and efficiency	328i	335i
3.0-liter dual overhead cam (DOHC), 24-valve inline 230-horsepower 6-cylinder engine with composite magnesium/aluminum engine block, Valvetronic, and Double-VANOS steplessly variable valve timing	●	
3.0-liter dual overhead cam (DOHC), 24-valve inline turbocharged 300-horsepower 6-cylinder engine with twin-turbo technology and Double-VANOS steplessly variable valve timing		●
Electronic throttle control	●	●
6-speed manual transmission	●	●
6-speed STEPTRONIC automatic transmission with Adaptive Transmission Control	○	○
Steering wheel-mounted paddle shifters <sup>1</sup>		○

Handling, ride and braking	328i	335i
Dynamic Stability Control (DSC), including Brake Fade Compensation, Start-off Assistant, Brake Drying, and Brake Stand-by features, with Dynamic Traction Control (DTC)	●	●
Extensive aluminum componentry, including front suspension components (forged-aluminum lower arms, steering knuckle); subframe; steering rack; and brake components	●	●
Double-pivot type front and five-link rear suspension	●	●
Front and rear anti-roll (stabilizer) bars	●	●
Twin-tube gas-pressure shock absorbers	●	●
Sport suspension calibration	□	□
4-wheel ventilated anti-lock disc brakes with Dynamic Brake Control (DBC)	●	●
Engine-speed-sensitive, variable-assist power steering	●	●
Active Steering with Servotronic power assist	○	○

Exterior	328i	335i
17 x 8.0 Star Spoke (Style 157) light alloy wheels, 225/45R-17 run-flat <sup>2</sup> all-season tires	●	
17 x 8.0 Star Spoke (Style 185) light alloy wheels, 225/45R-17 run-flat <sup>2</sup> all-season tires		●
Cross Spoke (Style 197) light alloy wheels, 18 x 8.0 front, 18 x 8.5 rear; 225/40R-18 front, 255/35R-18 rear run-flat <sup>2</sup> performance tires <sup>3</sup>	□	
Star Spoke (Style 189) light-alloy wheels, 18 x 8.0 front, 18 x 8.5 rear; 225/40R-18 front, 255/35R-18 rear run-flat <sup>2</sup> performance tires <sup>3</sup>		□
Tire Pressure Monitor	●	●
Xenon Adaptive Headlights with auto-leveling	●	●
Halogen free-form foglights	●	●
Power-folding retractable hardtop with integrated rear window defroster	●	●
Retractable, high-intensity headlight washers	★	★
Heated dual power mirrors and heated windshield washer jets	●	●
Metallic paint	○	○

- Standard
- Optional
- ▲ No-cost option
- Included in Sport Package
- ◇ Included in Premium Package
- ★ Included in Cold Weather Package

<sup>1</sup>When both optional Sport Package and optional STEPTRONIC automatic transmission are ordered, optional paddle shifters are automatically added.

<sup>2</sup>Run-flat tires do not come equipped with spare tire.

<sup>3</sup>Performance tires are not recommended for driving in snow and ice. Due to low-profile tires, please note: wheels, tires and suspension parts are more susceptible to road hazard and consequential damages.

Equipment

Interior seating	328i	335i
10-way power-adjustable front seats with driver memory with 2 pre-sets for seat and exterior mirror positions	●	●
10-way power-adjustable front sport seats with adjustable side bolsters, manual thigh support; driver memory for seat and exterior mirror positions	□	□
4-way adjustable power lumbar support for front seats	◇	◇
Leatherette upholstery	●	
Dakota Leather upholstery with Sun-Reflective Technology	○/◇	●
Dark Burl Walnut Wood interior trim	●	●
Light Poplar Natural Wood interior trim	▲	▲
Gray Poplar Wood interior trim	▲	▲
Brushed Aluminum interior trim	▲	▲
3-stage heated front seats	○/★	○/★
3-spoke leather-wrapped multi-function sport steering wheel with audio and hands-free phone <sup>4</sup> controls	●	●
Front seatback storage nets	●	●
Seatback easy-entry feature with memory and 2x-speed power fore-aft control	●	●
Fold-down rear seats with two convenience hooks	●	●
Through-loading rear seats with cargo bag	○/★	○/★

Comfort and convenience	328i	335i
Engine Start/Stop button	●	●
Comfort Access keyless entry with multi-function remote control, Comfort Opening and Loading functions	○	○
Automatic climate control – includes micro-filter, automatic air recirculation, left/right temperature control, temperature- and volume-controlled rear outlets, windshield misting sensor, maximum air conditioning, heat at rest, and recall of individual user settings	●	●
Retractable door storage pockets with covers	●	●
Front-seat center armrest with climate-controlled storage compartment	●	●
Front passenger cupholders (dashboard-integrated)	●	●
Tilt/telescopic steering wheel column	●	●
Park Distance Control (PDC) (rear only)	○	○
Power-adjustable folding exterior mirrors with automatic-dimming function; interior rear-view mirror with automatic-dimming function and digital compass	◇	◇
Power windows with “one-touch” up/down operation	●	●
Dynamic Cruise Control	●	●
Active Cruise Control	○	○
BMW Ambiance interior lighting along doors and side of rear cabin	●	●
Courtesy lights – include fade in/fade out, actuation from remote, automatic switch-on when engine is turned off, separately controlled left/right front reading lights, and front footwell lighting	●	●
Ground lighting located in bottom of exterior door handles	●	●
Locking glovebox	●	●
Electric interior trunk release	●	●
Rain-sensing windshield wipers and Automatic headlight control	●	●
Integrated 3-button Universal garage-door opener	◇	◇
Pre-wiring for BMW center installation of mobile phone, alarm system	●	●

- Standard
- Optional
- ▲ No-cost option
- Included in Sport Package
- ◇ Included in Premium Package
- ★ Included in Cold Weather Package

<sup>4</sup>If equipped with optional Premium Package or BMW Assist™ Safety Services with Bluetooth® wireless technology.

Equipment

Audio system	328i	335i
Anti-theft AM/FM stereo CD/MP3 player audio system with Radio Data System (RDS), Auto-Store and 3-channel FM diversity antenna; displays MP3 song title and artist	●	
Logic7 Surround Sound anti-theft AM/FM stereo CD/MP3 player audio system with Digital Sound Processing (DSP), Radio Data System (RDS), Auto-Store and 3-channel FM diversity antenna; displays MP3 song title and artist	○	●
Auxiliary audio input for portable music players, located in the center armrest	●	●
Pre-wiring for BMW center installation of 6-disc CD/MP3 changer, satellite radio	●	●
SIRIUS Satellite Radio <sup>5</sup>	○	○
iPod and USB adaptor (includes cable connector)	○	○
HD Radio™ – receive free, digital AM/FM broadcasts in clear, static-free quality sound; “multicast” FM stations; and innovative data services; can be ordered in combination with optional Logic7 Surround Sound audio system	○	○

Instrumentation and controls	328i	335i
Service Interval Indicator with miles-to-service readout	●	●
Check Control vehicle monitor system with pictogram display, oil status display, and Condition Based Service indicator	●	●
On-board computer with Check Control – provides feedback on the vehicle's operating status: oil level indicator and distance to next service appointment/oil change, as well as other detailed information, such as spark plug and micro-filter status. It also provides travel information – travel range on remaining fuel, external temperature, and more	●	●
Navigation system with 16:9 screen and Voice Command system; iDrive system with high-function on-board computer and Controller and 6 programmable function keys; includes Real Time Traffic Information feature (where available)	○	○

Safety and security	328i	335i
Anti-lock braking system (ABS)	●	●
Adaptive Brake Lights	●	●
Rollover Protection System	●	●
Seat-integrated front safety belts with force limiters	●	●
Automatic safety belt pretensioners at front seating positions	●	●
Driver's and passenger's front airbag supplemental restraint system (SRS) with “smart” dual-threshold, dual-stage deployment and sensor to help prevent unnecessary deployment of passenger's airbag	●	●
Seat-mounted front side-impact airbags	●	●
Driver and front passenger Active Knee Protection	●	●
Interlocking door anchoring system to help protect against door intrusion in side impacts	●	●
Central locking system with center console switch (leaves gas filler door unlocked), double-lock feature and 2-step unlocking	●	●
Coded Driveaway Protection	●	●
Automatic locking retractors (ALR) on all passenger safety belts for installation of child-restraint seat	●	●
LATCH attachments on child-restraint safety installation	●	●
Crash sensor that automatically turns on hazard lights and interior lights, unlocks doors, and disconnects battery terminal	●	●
Programmable Daytime Running Lights	●	●
Fiber-optics-based MOST-Bus architecture for safety systems <sup>6</sup>	●	●
BMW Assist™ <sup>7</sup> with Bluetooth® wireless technology for hands-free calling (with Bluetooth-enabled mobile phone <sup>8</sup> ), phonebook downloading and speech recognition capabilities	○◇	○◇

- Standard
- Optional
- Included in Sport Package
- ◇ Included in Premium Package
- ★ Included in Cold Weather Package

<sup>5</sup>Please visit your authorized BMW center for details. Satellite radio pre-wiring and trunk-mounted antenna can be deleted as no-cost option.

<sup>6</sup>MOST-Bus is a fiber-optic system responsible for transmitting digital and graphics signals/information.

<sup>7</sup>Includes 4-year BMW Assist Safety Services subscription; please see your authorized BMW center for rules and regulations.

<sup>8</sup>Please contact your authorized BMW center for a list of BMW-approved compatible Bluetooth technology enabled mobile phones.

Equipment

BMW Services	328i	335i
BMW Ultimate Service™	●	●

Premium Package	328i	335i
4-way adjustable power lumbar support for front seats	◇	◇
Dakota Leather upholstery	○/◇	●
Interior and power-adjustable folding exterior mirrors with automatic-dimming function; digital interior mirror compass	◇	◇
Integrated 3-button Universal garage-door opener	◇	◇
BMW Assist™ <sup>7</sup> with Bluetooth® wireless technology for hands-free calling (with Bluetooth-enabled mobile phone <sup>8</sup> ), phonebook downloading and speech recognition capabilities	○/◇	○/◇

Sport Package	328i <sup>9</sup>	335i
Steering wheel-mounted paddle shifters <sup>10</sup>		○
Cross Spoke (Style 197) light alloy wheels, 18 x 8.0 front, 18 x 8.5 rear; 225/40R-18 front, 255/35R-18 rear run-flat <sup>11</sup> performance tires <sup>12</sup>	□	
Star Spoke (Style 189) light alloy wheels, 18 x 8.0 front, 18 x 8.5 rear; 225/40R-18 front, 255/35R-18 rear run-flat <sup>12</sup> performance tires <sup>12</sup>		□
10-way power-adjustable front sport seats with adjustable side bolsters, manual thigh support; driver memory for seat and exterior mirror positions	□	□
Sport suspension calibration	□	□
Increased top speed limiter	□	□

Cold Weather Package	328i	335i
Retractable, high-intensity headlight washers	★	★
3-stage heated front seats	○/★	○/★
Through-loading rear seats with cargo bag	○/★	○/★

- Standard
- Optional
- Included in Sport Package
- ◇ Included in Premium Package
- ★ Included in Cold Weather Package

<sup>9</sup>Optional Dakota Leather upholstery or Premium Package required.

<sup>10</sup>When both optional Sport Package and optional STEPTRONIC automatic transmission are ordered, optional paddle shifters are automatically added.

<sup>11</sup>Run-flat tires do not come equipped with spare tire.

<sup>12</sup>Performance tires are not recommended for driving in snow and ice. Due to low-profile tires, please note: wheels, tires and suspension parts are more susceptible to road hazard and consequential damages.

Equipment

Stand-alone optional equipment	328i	335i
Steering wheel-mounted paddle shifters <sup>13</sup>		○
Dakota Leather upholstery with Sun-Reflective Technology	○	●
Metallic paint	○	○
Light Poplar Natural Wood	▲	▲
Gray Poplar Wood	▲	▲
Brushed Aluminum	▲	▲
6-speed STEPTRONIC automatic transmission	○	○
Active Steering with Servotronic power assist	○	○
Comfort Access keyless entry	○	○
Power rear sunshade	○	○
3-stage heated front seats	○/★	○/★
Park Distance Control (PDC) (rear only)	○	○
Active Cruise Control	○	○
Navigation system with 16:9 screen and Voice Command system; iDrive system with high-function on-board computer and Controller; includes Real Time Traffic Information feature	○	○
BMW Assist <sup>TM14</sup> with Bluetooth <sup>®</sup> wireless technology for hands-free calling (with Bluetooth-enabled mobile phone <sup>15</sup> ), phonebook downloading and speech recognition capabilities	○/◇	○/◇
SIRIUS Satellite Radio	○	○
Logic7 Surround Sound audio system	○	●
HD Radio <sup>TM</sup> – receive free, digital AM/FM broadcasts in clear, static-free quality sound; “multicast” FM stations; and innovative data services; can be ordered in combination with optional Logic7 Surround Sound audio system	○	○
iPod and USB adaptor (includes cable connector)	○	○

- Standard
- Optional
- ▲ No-cost option
- Included in Sport Package
- ◇ Included in Premium Package
- ★ Included in Cold Weather Package

<sup>13</sup>When both optional Sport Package and optional STEPTRONIC automatic transmission are ordered, optional paddle shifters are automatically included.

<sup>14</sup>Includes 4-year BMW Assist Safety Services subscription; please see your authorized BMW center for rules and regulations.

<sup>15</sup>Please contact your authorized BMW center for a list of BMW-approved compatible Bluetooth technology enabled mobile phones.

Technical data

<b>Weight</b>		<b>328i</b>	<b>335i</b>
Unladen	lbs	3792 (3858)	3946 (3957)
Weight distribution, front/rear			
Manual transmission	%	50.3/49.7	51.2/48.8
Automatic transmission	%	50.6/49.4	51.4/48.6

<b>Engine</b>		<b>328i</b>	<b>335i</b>
Liter/type/valves per cylinder		3.0/inline 6/4	turbocharged 3.0/inline 6/4
Bore/stroke	inch	3.35/3.46	3.31/3.53
Nominal output/rpm	hp	230/6500	300/5800
Maximum torque/rpm	lb-ft	200/2750	300/1400-5000
Compression ratio	:1	10.7	10.2
Fuel grade		unleaded premium	unleaded premium

<b>Transmission</b>		<b>328i</b>	<b>335i</b>
Manual gear ratios			
I/II	:1	4.32/2.46	4.06/2.40
III/IV	:1	1.66/1.23	1.58/1.19
V/VI/R	:1	1.00/0.85/3.94	1.00/0.87/3.68
Final drive ratio	:1	3.38	3.08
Automatic gear ratio			
I/II	:1	4.07/2.37	4.17/2.34
III/IV	:1	1.55/1.16	1.52/1.14
V/VI/R	:1	0.85/0.67/3.20	0.87/0.69/3.40
Final drive ratio	:1	3.91	3.46

<b>Performance</b>		<b>328i</b>	<b>335i</b>
Drag coefficient	C <sub>d</sub>	0.30	0.31
Top speed <sup>1</sup>	mph	130 [150]	130 [150]
Acceleration 0-60 mph <sup>2</sup>			
Manual transmission	sec	6.7	5.5
Automatic transmission	sec	7.2	5.7

Figures in ( ) apply to vehicles with automatic transmission.

Figures in [ ] apply to vehicles with Sport Package.

<sup>1</sup>Top speed limited electronically.

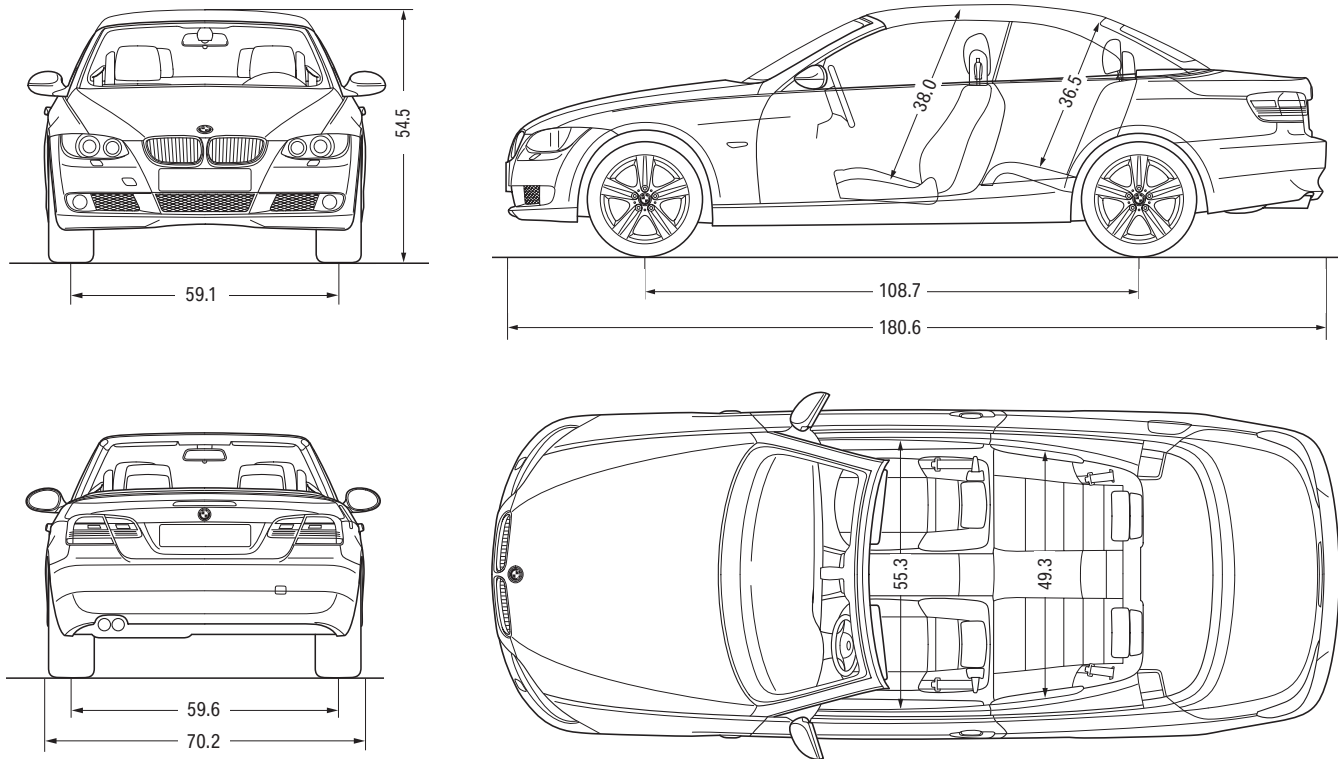
<sup>2</sup>BMW AG test results. Actual acceleration results may vary, depending on specification of vehicle; road and environmental conditions; testing procedures and driving style. These results should be used for comparison only and verification should not be attempted on public roads. BMW urges you to obey all posted speed laws and always wear safety belts.



<b>Fuel consumption<sup>3</sup></b>		<b>328i</b>	<b>335i</b>
Manual transmission – city/highway	mpg	19/29	19/28
Automatic transmission – city/highway	mpg	20/30	20/29

<b>Tires and wheels</b>		<b>328i</b>	<b>335i</b>
Tire dimensions	standard	225/45R-17	225/45R-17
Wheel dimensions	standard	17 x 8.0	17 x 8.0
Material	standard	light alloy	light alloy

<b>Brakes</b>		<b>328i</b>	<b>335i</b>
Front – diameter	inch	12.9	13.7
Rear – diameter	inch	11.8	13.2



All dimensions in inches.

<sup>3</sup>EPA-estimated figures are for comparison purposes only. Your actual mileage will vary, depending on speed, driving habits, trip length and driving conditions; actual mileage may be lower.

U.S. Importer: BMW of North America, LLC, Woodcliff Lake, NJ 07677. All illustrations and specifications contained in this brochure are based on the latest product information available at the time of printing. BMW reserves the right to make changes at any time, without notice, in colors, materials, equipment, specifications and models. BMW may, subject to legal requirements, determine the Model Year designation of its vehicles. The Model Year designation on any particular model may be longer or shorter than 12 months. Some vehicles pictured may contain non-U.S. equipment. Some models may be shown with optional equipment. While BMW NA makes all reasonable efforts to provide accurate information in this brochure, there is no guarantee or warranty of accuracy. Furthermore, we do not assume

any liability for the accuracy or completeness of information presented. This brochure shall not be used or relied upon as a substitute for information that is available from your BMW center. Further information can be obtained from your authorized BMW center or [bmwusa.com](http://bmwusa.com).

©2007 BMW of North America, LLC. Not to be reproduced wholly or in part without written permission of BMW NA. The BMW name, model names and logo are registered trademarks.

The Bluetooth word mark and logos are owned by the Bluetooth SIG, Inc. and any use of such marks by BMW is under license. Other trademarks and trade names are those of their respective owners.

**BMW recommends** 