

The new
BMW 2009
3 Series
Sports Wagon



328i
328i xDrive

The Ultimate
Driving Machine®





From every angle, a smooth interpretation of power.







Balanced squarely at the forefront of superior driving dynamics

The 3 Series Sports Wagon.
Everything in its right place.





Where does luxury begin and functionality end?



An accommodating interior,
front and back, with room to spare.

This is how much has gone in.


At BMW, we create dynamic vehicles that thrill you with quick acceleration, predictable handling and unshakable control. We are also busy finding ways to sustain this level of performance while incorporating innovative fuels and technologies to help preserve the environment. This is what we refer to as "EfficientDynamics." This goal has led to the visionary CleanEnergy hydrogen-powered engine, which is currently used in the emission-free BMW Hydrogen 7 Sedan. BMW Advanced Diesel with BluePerformance, which offers diesel power with quick acceleration, increased fuel efficiency and reduced emissions, is being introduced to the U.S. in select models in 2009. In fact, every BMW on the road today comes standard with technology that boosts performance while simultaneously reducing fuel consumption and CO₂ emissions.

Valvetronic

Instead of using a traditional throttle, Valvetronic technology in the 328i and 328i xDrive lets the engine breathe more easily by varying the lift height of the valves to regulate air intake. The result: improved cold starts, smoother running, and a significant drop in fuel consumption. Using revolutionary technology such as this, BMW has improved its overall average fuel economy more than any other manufacturer.

Aerodynamics

The more smoothly that air flows over a vehicle, the more efficiently it can operate. All BMWs are designed for a low coefficient of aerodynamic drag, which translates into quicker acceleration, more stable handling, quieter operation and greater fuel efficiency. A BMW's integrated front spoilers reduce the amount of air flowing underneath, minimizing front-end lift. This allows a BMW to hug the road at higher speeds for excellent stability.



Double-VANOS

VANOS is BMW's valve timing system that can "steplessly" vary the points in the combustion cycle when valves open and close. Double-VANOS refers to the fact that it operates on both the intake and exhaust camshafts.

Electronically controlled in response to engine speed, load and temperature, VANOS reduces emissions, and enhances low- to medium-speed torque, as well as fuel efficiency.

Efficient transmissions

The 2009 3 Series Sports Wagons channel their power through one of two 6-speed transmissions: a smooth-shifting manual, and an equally fuel-efficient STEPTRONIC automatic.



























Lightweight construction

Our engineers use lightweight aluminum throughout our vehicles – in the front section, for example, or for the suspension. BMW's inline six-cylinder engine is a naturally aspirated aluminum/magnesium composite – the lightest in its class. Taken together, these weight savings lead to lower fuel consumption and better axle load distribution for more agility – especially in curves.

And this is what comes out.

BMW models have low CO₂ emissions today. But that's just for starters. We're carrying on our research in the quest to bring you greater driving pleasure, with fewer emissions and decreased fuel consumption.

Recommended color combinations

Materials	Leatherette ¹		Dakota Leather ²					
	Beige	Black	Gray	Beige	Oyster	Chestnut Brown	Saddle Brown	Black
Upholstery colors								
Exterior colors								
300 Alpine White Non-metallic ¹		•	•	•	•	•	•	•
A61 Crimson Red Non-metallic ¹		•	•	•	•	•	•	•
668 Jet Black Non-metallic ¹		•	•	•	•	•	•	•
354 Titanium Silver Metallic ³		•	•	•	•	•	•	•
A53 Platinum Bronze Metallic ³		•	•	•	•	•	•	•
896 Blue Water Metallic ³		•	•	•	•	•	•	•
A51 Montego Blue Metallic ³		•	•	•	•	•	•	•
A35 Monaco Blue Metallic ³		•	•	•	•	•	•	•
A39 Barbera Red Metallic ³		•	•	•	•	•	•	•
A81 Tasman Green Metallic ³		•	•	•	•	•	•	•
A52 Space Gray Metallic ³		•	•	•	•	•	•	•
475 Black Sapphire Metallic ³		•	•	•	•	•	•	•
Interior trims								
4B9 Aluminum ⁴								
4AB Dark Burl Walnut Wood ¹								
4A3 Light Burl Walnut Wood ⁴								

¹ Standard.

² Optional and included with Premium Package.

³ Optional.

⁴ No-cost option.

■ Standard equipment □ Optional equipment




□ **Xenon Adaptive Headlights** provide brilliant clarity of the road ahead and to the side at night and in conditions with poor visibility. The dynamic auto-leveling feature adjusts for varying passenger and cargo loads, helping to keep headlight glare out of the eyes of oncoming drivers. BMW Adaptive Headlights provide optimum road illumination around corners, thanks to an electromechanical control system that directs the headlights into and around the bend as soon as the vehicle begins cornering. Also shown in the redesigned headlight cluster: vertically layered LED turn-signal indicators, included as standard, offer quicker, heightened visibility.



■/□ **Retractable high-intensity headlight washers** help keep lights clear of ice, mud, road salt and other coatings, for maximum road lighting and enhanced driving safety. (std. in 328i xDrive; included in 328i Cold Weather Package)



■ BMW's **distinctive front kidney-shaped grille** has been redesigned for 2009 and features a chrome surround with black slats.



■ **Rain sensor** measures the amount of rain. In "intermittent" windshield wiper mode, it automatically adjusts the wiping interval as needed. Includes **Automatic headlight control** (not shown), which activates headlights by means of a sensor that responds to darkness. The rain sensor is also integrated into the braking system as part of the Brake Drying feature.



■ **Door sill** with BMW insignia and polished chrome inlay adds a customized touch to the 3 Series Sports Wagon.



■ **Convenient lighting** features make it easy to see inside and outside the vehicle. When the door is locked, press the remote's "lock" button to turn on cabin lights and the illuminated door handle. When you open the door, lights shine down to illuminate the ground where you step.



■ **xDrive badges**, located next to the front wheel wells of the 328i xDrive Sports Wagon, indicate that it is an all-wheel-drive model.

■ Standard equipment □ Optional equipment



□ **Star Spoke (Style 286) light alloy wheels and run-flat¹ performance tires.²**

In front: 17 x 8.0 wheels and 225/45 tires; in back: 17 x 8.5 wheels and 255/40 tires.
(Included in 328i Sport Package; optional in 328i xDrive with Sport Package)



■ **16 x 7.0 Multi Spoke (Style 282) light alloy wheels with 205/55 run-flat¹ all-season tires.** (std. on 328i/328i xDrive)



□ **17 x 8.0 Multi Spoke (Style 284) light alloy wheels with 225/45 run-flat¹ all-season tires.** (included in 328i xDrive Sport Package)



□ **17 x 8.0 V Spoke (Style 285) light alloy wheels with 225/45 run-flat¹ all-season tires.** (opt. on 328i/328i xDrive; not available with Sport Package)

¹ Run-flat tires do not come equipped with a spare tire.

² Due to low-profile tires, please note: wheels, tires and suspension parts are more susceptible to road hazard and consequential damages.
Performance tires not recommended for driving in ice and snow.

■ Standard equipment □ Optional equipment



□ **Three-spoke leather-wrapped multi-function sport steering wheel**, with **steering wheel-mounted paddle shifters** that allow you to shift gears manually without using a clutch. This option is included in the 3 Series Sports Wagon when equipped with the optional Sport Package and optional STEPTRONIC automatic transmission.



■ **Three-spoke leather-wrapped multi-function steering wheel** lets you keep both hands on the wheel while adjusting various comfort functions, such as changing the radio, CD selections and volume. Optional Voice Command (included with optional Navigation system) can be used to access elements of the system.



■ **Engine Start/Stop button¹** and remote key control the engine. First, insert the remote key into the starter switch slot. After the electronic identification system confirms that it is the correct remote key, you can start (or later, turn off) the engine by pressing the Start/Stop button.

¹ Foot must be on brake in order to start; with manual transmission, clutch must also be depressed.



■ **Dynamic Cruise Control** lets you set and keep to a chosen speed above 20 mph, automatically applying the brakes downhill. It is activated via the left-hand steering column switch, and deactivated by applying the brakes or via the switch.²

² Cruise Control systems are not a substitute for the driver's own responsibility in adjusting speed and otherwise controlling the vehicle. Due to road, traffic and visibility conditions, the driver must decide whether and how the system is used.



□ **Active Cruise Control** allows the driver to set a desired speed that is automatically maintained in free-flowing traffic. As a slower-moving vehicle is approached, a radar sensor alerts the system and adjusts speed to match the slower vehicle, while maintaining a preset following distance. As the lane ahead clears, the system automatically returns the car to the set speed.²



■ **Instrument panel** features a red backlit speedometer and tachometer. Centered between the two easy-to-read analog instruments is the on-board computer (see facing page) with liquid crystal display providing additional important driving information.

■ Standard equipment □ Optional equipment



□ **Navigation system** features a high-resolution, glare-free monitor. Using GPS satellites in conjunction with data stored on an internal hard drive, a choice of detailed maps show – and tell – the directions to your desired destination. Enhancements include 3-D daytime and nighttime maps, zoom, travel planner, and an Assistance Window. Additionally the hard drive offers 8 GB of space that can hold up to 2,000 songs. It also provides Real Time Traffic Information on potential traffic problems and solutions.



■ The **on-board computer** with Check Control provides feedback on the vehicle's operating status: oil level indicator and distance to next service appointment/oil change, as well as other detailed information, such as spark plug and micro-filter status. It also provides travel information, including travel range on remaining fuel, external temperature, and more.



□ **Voice Command** allows you to activate numerous Navigation system functions, record up to five minutes of notes, and make phone calls (if so equipped) hands-free. The Voice Command button must be pressed before each use, so conversations won't accidentally activate the phone or other systems.



□ **Park Distance Control** uses ultrasonic sensors in the front and rear bumpers to help you judge the distance to other cars and unseen objects when parking. The beeping becomes faster as your bumper approaches the object, turning into a constant tone when the distance is less than 12 inches. Shown with optional Navigation system.

■ Standard equipment □ Optional equipment



■ **Automatic climate control system** allows occupants to select a specific cabin temperature and choice of fan speeds, as well as automatic or manual airflow and recirculation. The automatic recirculation control activates whenever certain air pollutants are detected. The system also includes defrost/demist and MAX A/C functions.



■ **BMW anti-theft AM/FM stereo CD/MP3 player** includes Radio Data System, Auto-Store, and 3-channel FM diversity antenna; reads/displays song title.
□ **HD Radio™** receives free, digital AM/FM broadcasts in clear, static-free sound; multi-cast FM stations, and innovative data services.



□ **Logic7 Surround Sound anti-theft AM/FM stereo CD/MP3 player** audio system provides outstanding sound with 13 upgraded speakers, Digital Sound Processing (DSP), and an adjustable surround sound function. The subwoofer speakers, located under the front seats, produce an authentic bass sound.



□ **6-speed STEPTRONIC automatic transmission** provides a choice of three modes: “Drive” with Adaptive Transmission Control; a more dynamic “Sport” mode; and STEPTRONIC automatic, for the hands-on control of a manual without a clutch.¹



■ **Auxiliary input port** lets you connect an external audio source, such as an iPod® or MP3 player.
□ **iPod and USB adaptor** lets you scroll through and select the music you want by using the car's radio controls, the multi-function steering wheel buttons, or optional iDrive Controller. Music titles are displayed on the radio or Navigation screen.



■ **6-speed manual transmission** delivers a precise, athletic feel. Its responsiveness is due, in part, to the enhanced synchronization of shifts from neutral to each gear. A shortened shift lever and “throw” add to the sporty feel of the gearbox. The sixth gear drops revs at highway speeds for smooth cruising. (shown with iDrive, included with optional Navigation system)

¹ When both optional Sport Package and optional STEPTRONIC automatic transmission are ordered, optional paddle shifters are automatically added.

■ Standard equipment □ Optional equipment



■ **Standard front seats**, shown here with optional Dakota Leather upholstery, offer 8-way manual adjustment, including 2-way headrests with Active Head Restraints feature. The front passenger seat also includes manual height adjustment.



□ **Heated front seats** are a welcome feature for driver and front passenger in cooler weather. By pressing the icon button, seat surface and backrest are heated and quickly radiate comfortable warmth in your choice of three settings. (Heated front seats are also included in the Cold Weather Package.)



□ **Power seat adjustments** included with 8-way power front seats allow customized comfort and convenience for driver and front passenger. The two-setting memory system automatically adjusts the driver's seat and side-view mirror positions, with individual preferences available at your fingertips.



■ **Power window buttons** with “one-touch” up/down operation and **exterior mirror adjustment** controls are located conveniently to the left of the driver, allowing access that doesn't require taking your eyes from the road.



■ **Front armrest** with integrated storage compartment folds up to allow access to a front cupholder and Auxiliary input port shown on the facing page.



■ **Front seatback storage nets** add secure, convenient storage for magazines, maps and small items.

■ Standard equipment □ Optional equipment



■ **Panoramic moonroof** features electric slide and lift control. When open, the wind deflector minimizes turbulence. Includes comfort opening/closing function, and a sliding interior sunshade to shield the cabin from excessive heat.



■ **Front cupholders** are integrated into the dashboard within convenient reach of the driver and front passenger. The passenger's cupholder is shown above; the driver's cupholder is to the right of the center console.



■ **Rear cupholders** are integrated into the front of the rear-seat center armrest. When not in use, they can be stored out of sight by sliding them back into the armrest.



□ **Comfort Access system** offers convenient keyless access to your car. Simply carrying the remote key in a pocket or purse allows you to unlock the doors by touching the door handle. You can also turn the engine on or off by pressing the Start/Stop button¹ without inserting the remote key.

¹Foot must be on the brake in order to start; with manual transmission, clutch must also be depressed.

■ Standard equipment □ Optional equipment

Comfortable seating – or more cargo room? Enjoy both with ease.

The versatile 3 Series Sports Wagon doesn't just offer space – it offers endless possibilities. Open the tailgate and you'll immediately notice how much cargo room BMW has created, even above and to the sides. The 60/40 split-folding rear seats let you tailor its cargo- and passenger-carrying capabilities to fit your needs at any moment. Both seats fold down to create a large, lighted storage area; a handy power socket and side nets offer added practicality. Since run-flat tires are included as standard, there's no need for a spare wheel and tire. So BMW created an additional, hidden storage space under the cargo floor, complete with dividers and tool kit.

The low tailgate load-in height makes handling heavy or bulky items more manageable, and the rear window can be opened separately. A vertical luggage net helps keep the passenger and cargo areas separate – an especially useful feature when the cargo shifts during short stops. A removable cover, which shields cargo from prying eyes, tilts up automatically when you open the rear window or tailgate. Standard roof rails and BMW's accessory roof rack system let you store more gear on top. The rear cargo area provides 24.8 cu. ft. of storage with the rear seats in the upright position; with rear seats folded down, the cargo area can be expanded to an impressive 58.0 cu. ft. of usable space.



■ **Three rear-seat passengers** still leave 24.8 cu. ft. of cargo space. Note the side storage nets and lashing eyelets designed to keep luggage immobile. Under the cargo floor, another storage space with dividers keeps items securely out of sight.



■ **60/40 split-folding seatbacks** fold flat in varying combinations to accommodate rear-seat passengers as well as long cargo. When both seatbacks are folded down, cargo capacity expands to 58.0 cu. ft.

Please note: European model shown. Cargo mat not included.



■ **Separately opening rear window** allows quick, easy access to the cargo compartment without having to lift the tailgate.



■ **Removable cargo cover** keeps your items safely hidden from view. **Retractable vertical luggage net** divides cargo and passenger areas, keeping pets, gear and groceries safely in back.



■ **Comfort-opening function** provides easy access to the cargo compartment by raising the cargo cover automatically whenever you open the rear window or tailgate.

Cold Weather Package

Enjoy winter to the fullest with the Cold Weather Package. A heated steering wheel helps keep your fingers comfortably warm and limber on chilly mornings, while quick-heating seats spread a welcome warmth. You'll appreciate the reassurance of clean, bright headlights¹ on stormy nights. And for those en route to the slopes, a ski bag neatly holds skis and poles in place.

¹ High-intensity headlight washers standard in 328i xDrive.



Retractable **high-intensity headlight washers**¹ help keep lights clear of ice, mud, road salt and other coatings, for maximum road lighting and enhanced driving safety.



Heated steering wheel makes gloves unnecessary for cold weather driving. A flick of the switch quickly warms the steering wheel to the perfect temperature.



Heated front seats are a welcome feature for driver and front passenger in cooler weather. By pressing the icon button, seat surface and backrest are heated and quickly radiate comfortable warmth in your choice of three settings.



Ski bag allows clean and secure transport of up to four pairs of skis and ski poles. When the ski bag is not extended, the center armrest can be left down for use or folded up to create a third seat.

Premium Package

The Premium Package adds immeasurably to the enjoyment of your 3 Series Sports Wagon. Eight-way power-adjustable front seats, upholstered in supple Dakota Leather, offer the customized comfort of four-way lumbar support. At night you'll appreciate the enhanced visibility afforded by auto-dimming rear- and power-adjustable, folding exterior side-view mirrors. BMW Assist™ offers roadgoing peace of mind, while Bluetooth® wireless technology lets you keep in touch without taking your eyes from the road.³ And the integrated three-button Universal garage-door opener takes the place of up to three separate remote-control devices, helping to eliminate clutter.

³Please contact your authorized BMW center for a list of BMW-approved Bluetooth technology enabled mobile phones.



Power-adjustable folding exterior side-view mirrors automatically dim when reflecting bright lights, helping to eliminate glare when driving at night.



BMW Universal garage-door opener takes the place of up to three remote-control devices. It can activate remote functions outside the vehicle, such as garage-door openers or home-lighting systems.



The **automatic-dimming inside rear-view mirror** darkens in response to the bright headlights of vehicles behind you. The easy-to-read **digital compass**, integrated into the mirror, is a convenient way to constantly keep your bearings while driving.



Eight-way power-adjustable front seats cradle driver and passengers in soft gathered Dakota Leather. Durable and easy to maintain, a Leather interior adds elegance and refinement.



Lumbar support for front seats adds four-way adjustable comfort for the lower back. Lumbar support can be adjusted up/down and in/out.



BMW Assist² and Bluetooth system offers hands-free calling through your BMW-approved Bluetooth phone.³ The BMW Assist Safety Plan is included for four years, providing Automatic Collision Notification, Door Unlock, Emergency Request, Roadside Assistance, Stolen Vehicle Recovery, Tele-Service and more. The optional Convenience Plan offers Directions, Traffic, Weather, Critical Calling and Concierge services.

Sport Package

The Sport Package injects even greater excitement into every minute spent behind the three-spoke, leather-wrapped multi-function sport steering wheel.¹ Run-flat performance tires² and larger wheels team up with the sport-tuned suspension³ to grip corners with a vengeance. Specially bolstered sport seats cradle you comfortably over long distances, while holding you firmly in place during sporty driving maneuvers.



High-Gloss shadowline trim gives a purposeful look to window frames, window recess finishers, and door-sill trim strips.



17 x 8.0 Multi Spoke (Style 284) light alloy wheels with 225/45 run-flat⁴ all-season tires. (included in 328i xDrive Sport Package)



Star Spoke (Style 286) light alloy wheels and run-flat⁴ performance tires.² In front: 17 x 8.0 wheels and 225/45 tires; in back: 17 x 8.5 wheels and 255/40 tires. (Included in 328i Sport Package; optional in 328i xDrive with Sport Package)



Three-spoke, leather-wrapped multi-function sport steering wheel lets you keep both hands on the wheel while changing the radio, CD selections and volume. Optional Voice Command (included with optional Navigation system) can be used to change radio stations and audio selection, Navigation system destinations, and (accessory) phone entries. (shown with optional paddle shifters¹)



Eight-way adjustable front sport seats make the driving experience more enjoyable. Side bolsters can be power-adjusted to fit your back comfortably while helping to hold you firmly in place during cornering. (Eight-way power front sport seats with two-way manual headrests and thigh support require Premium Package or optional power seats feature.)

¹ When the Sport Package and optional STEPTRONIC automatic transmission are ordered, steering wheel-mounted paddle shifters are automatically included.

² Due to low-profile tires, please note: wheels, tires and suspension parts are more susceptible to road hazard and consequential damages. Performance tires not recommended for driving in ice and snow.

³ Not available on 328i xDrive.

⁴ Run-flat tires do not come equipped with a spare tire and wheel.

	328i	328i xDrive
--	-------------	--------------------

Performance and efficiency		
3.0-liter, 230-horsepower, dual overhead cam (DOHC), inline 24-valve 6-cylinder engine with composite magnesium/aluminum engine block, Valvetronic, and Double-VANOS steplessly variable valve timing	●	●
Electronic throttle control	●	●
6-speed manual transmission	●	●
6-speed STEPTRONIC automatic transmission with Adaptive Transmission Control	○	○
Steering wheel-mounted paddle shifters ¹	○	○

Handling, ride and braking		
Dynamic Stability Control (DSC), including Brake Fade Compensation, Start-off Assistant, Brake Drying, and Brake Stand-by features, with Dynamic Traction Control (DTC)	●	●
Extensive aluminum componentry, including front suspension components (forged-aluminum lower arms, steering knuckle); subframe; steering rack; and brake components	●	
xDrive all-wheel-drive system		●
Hill Descent Control		●
Double-pivot type front suspension with dual forged-aluminum lower arms	●	● ²
5-link rear suspension with cast-aluminum upper transverse arms	●	●
Front and rear anti-roll (stabilizer) bars	●	●
Twin-tube gas-pressure shock absorbers	●	●
4-wheel ventilated anti-lock disc brakes with Dynamic Brake Control (DBC)	●	●
Engine-speed-sensitive, variable-assist power steering	●	●
Sport suspension calibration	□	
Increased top-speed limiter	□	□ ³

- Standard
- Optional
- Included in optional Sport Package
- ◇ Included in optional Premium Package
- ★ Included in optional Cold Weather Package

¹ Requires and is automatically included with optional Sport Package and STEPTRONIC automatic transmission.

² 328i xDrive has steel lower arms and a steel subframe, plus an aluminum thrust plate.

³ Requires optional Star Spoke (Style 286) light alloy wheels and run-flat performance tires.

	328i	328i xDrive
--	-------------	--------------------

Exterior		
16 x 7.0 Multi Spoke (Style 282) light alloy wheels, 205/55 run-flat ⁴ all-season tires	●	●
17 x 8.0 Multi Spoke (Style 284) light alloy wheels, 225/45 run-flat ⁴ all-season tires		□
Star Spoke (Style 286) light alloy wheels, 17 x 8.0 front, 17 x 8.5 rear; 225/45 front, 255/40 rear run-flat ⁴ performance tires ⁵	□	○ ⁶
17 x 8.0 V Spoke (Style 285) light alloy wheels, 225/45 run-flat ⁴ all-season tires ⁷	○	○
Tire Pressure Monitor	●	●
Halogen high- and low-beam headlights and Corona headlight-rings	●	●
Xenon Adaptive Headlights with dynamic auto-leveling and Corona headlight-rings	○	○
Halogen free-form front foglights	●	●
Retractable, high-intensity headlight washers	★	●
Heated dual power exterior mirrors and heated windshield washer jets	●	●
Roof rails	●	●
Chrome-plated exhaust tips	●	●
High-Gloss shadowline trim	□	□
Metallic paint	○	○

Interior seating		
8-way adjustable front seats (includes 2-way headrests with Active Head Restraints feature)	●	●
8-way power front seats with 2-way manual headrests with Active Head Restraints feature, and driver memory with 2 presets for exterior mirror and seat positions	○◇	○◇
8-way manual adjustable front sport seats with adjustable back bolsters, and 2-way headrests with Active Head Restraints feature, and thigh support	□	□
8-way power front sport seats with adjustable back bolsters, 2-way manual headrests with Active Head Restraints feature, and thigh support; driver memory for exterior mirror and seat positions ⁸	□	□
4-way adjustable power lumbar support for front seats	◇	◇
Split fold-down rear seats	●	●
Leatherette upholstery	●	●
Dakota Leather upholstery	○◇	○◇
3-stage heated front seats	○★	○★
3-spoke leather-wrapped multi-function steering wheel with audio and Bluetooth [®] phone ⁹ controls	●	●
3-spoke leather-wrapped multi-function sport steering wheel with audio and Bluetooth phone ⁹ controls	□	□
Heated steering wheel	★	★
Front seatback storage nets	●	●
Ski bag	★	★
Dark Burl Walnut Wood trim	●	●
Light Burl Walnut Wood trim ¹⁰	○	○
Aluminum interior trim ¹⁰	○	○

- Standard
- Optional
- Included in optional Sport Package
- ◇ Included in optional Premium Package
- ★ Included in optional Cold Weather Package

⁴ Run-flat tires do not come equipped with spare tire and wheel.
⁵ Due to low-profile tires, please note: wheels, tires and suspension parts are more susceptible to road hazard and consequential damages. Performance tires are not recommended for driving in snow and ice.
⁶ Sport Package required; includes increased top-speed limiter.
⁷ Not available with Sport Package.
⁸ Optional power seats or Premium Package required.
⁹ If so equipped.
¹⁰ No-cost option.

	328i	328i xDrive
--	------	-------------

Comfort and convenience		
Engine Start/Stop button	●	●
Advanced Vehicle & Key Memory – includes climate-control temperature and air-distribution settings, exterior mirror and power seat settings, ¹¹ audio tone settings and radio presets with optional Navigation system, central-locking preferences, and lighting preferences	●	●
Comfort Access keyless entry with multi-function remote control	○	○
Automatic climate control – includes micro-filter, automatic air recirculation, left/right temperature control, temperature- and volume-controlled rear outlets, windshield misting sensor, MAX A/C function, heat at rest, and recall of individual user settings	●	●
2-way power glass Panoramic moonroof with “one-touch” operation, sliding interior sunshade, and wind deflector	●	●
Front-seat center armrest	●	●
Front passenger cupholders (dashboard-integrated)	●	●
Rear-seat center armrest with cupholders	●	●
Tilt/telescopic steering wheel column	●	●
Park Distance Control (PDC), front and rear	○	○
Interior and power-adjustable folding exterior mirrors with auto-dimming function; digital compass	◇	◇
Power front and rear windows with “one-touch” up/down operation	●	●
Rear manual side-window sunshades	○	○
Dynamic Cruise Control	●	●
Active Cruise Control	○	○
BMW Ambiance Lighting front and rear	●	●
Courtesy lights – include fade in/fade out, actuation from remote, automatic switch-on when engine is turned off, separately controlled left/right front and rear reading lights, front footwell lighting, and illuminated vanity mirrors	●	●
Ground-illuminating lights in door handles	●	●
Locking glovebox	●	●
Luggage net	●	●
Electric interior tailgate release	●	●
Rain-sensing windshield wipers and Automatic headlight control	●	●
Integrated 3-button Universal garage-door opener	◇	◇
Bluetooth® wireless technology ¹² for hands-free calling, capable of downloading your entire phonebook using BMW-approved Bluetooth technology enabled mobile phones ¹³	○◇	○◇

Instrumentation and controls		
Service Interval Indicator with miles-to-service readout	●	●
Check Control vehicle monitor system with pictogram display, oil status display, and Condition Based Service indicator	●	●
On-board computer with Check Control – provides feedback on the vehicle’s operating status: oil level indicator and distance to next service appointment/oil change, as well as other detailed information, such as spark plug and micro-filter status. It also provides travel information – travel range on remaining fuel, external temperature and more	●	●
BMW Navigation system with 16:9 high-resolution, 3-D screen, Voice Command system, and Real Time Traffic Information; iDrive system with high-function on-board computer, Controller, and 6 programmable memory keys; and 8 GB storage for audio files	○	○

- Standard
- Optional
- ◇ Included in Premium Package

¹¹ When equipped with power seats; optional and included in Premium Package.

¹² Included with BMW Assist.™

¹³ Please contact your authorized BMW center for a list of BMW-approved Bluetooth technology enabled mobile phones.

	328i	328i xDrive
--	-------------	--------------------

Audio system		
Anti-theft AM/FM stereo CD/MP3 player audio system, Radio Data System (RDS), Auto-Store and 3-channel FM diversity antenna; displays MP3 song title and artist	●	●
Logic7 Surround Sound anti-theft AM/FM stereo CD/MP3 player audio system with 13 upgraded speakers (including 2 subwoofers), Digital Sound Processing (DSP), Radio Data System (RDS), Auto-Store and 3-channel FM diversity antenna; displays MP3 song title and artist	○	○
Auxiliary audio input for portable music players	●	●
SIRIUS Satellite Radio with one-year subscription	○	○
iPod® and USB adaptor (includes cable connector)	○	○
HD Radio™ with "multicast" FM station reception	○	○

Safety and security		
Anti-lock braking system (ABS)	●	●
Adaptive Brake Lights	●	●
BMW's Advanced Safety System for integrated deployment of passive and active safety features	●	●
Front and rear Head Protection System (HPS)	●	●
Active Head Restraints in front seats	●	●
Driver's and passenger's front airbag supplemental restraint system (SRS) with advanced technology: dual-threshold, dual-stage deployment; and front-passenger seat sensors designed to prevent unnecessary airbag deployment	●	●
Seat-mounted front side-impact airbags	●	●
Front safety belts with automatic pretensioners	●	●
Front passenger seat-occupation recognition with Passenger's Airbag Off indicator	●	●
Interlocking door anchoring system to help protect against door intrusion in side impacts	●	●
Central locking system with center console switch (leaves gas filler door unlocked), double-lock feature and 2-step unlocking	●	●
Coded Driveaway Protection	●	●
Automatic-locking retractors (ALR) on all passenger safety belts for installation of child-restraint seat	●	●
LATCH attachments on child-restraint safety installation	●	●
Impact sensor that activates Battery Safety Terminal disconnect of alternator, fuel pump and starter from battery; and automatically turns on hazard lights and interior lights, and unlocks doors	●	●
Corona headlight-rings functioning as Daytime Running Lights	●	●
BMW Assist™ with Automatic Collision Notification	○◇	○◇

BMW Services		
BMW Ultimate Service™	●	●

- Standard
- Optional
- ◇ Included in Premium Package

	328i	328i xDrive
--	-------------	--------------------

Premium Packages		
8-way power front seats with 2-way manual headrests with Active Head Restraints feature, and driver memory with 2 presets for exterior mirror and seat positions	○/◇	○/◇
4-way adjustable power lumbar support for front seats	◇	◇
Dakota Leather upholstery	○/◇	○/◇
Interior and power-adjustable folding exterior mirrors with automatic-dimming function; digital compass	◇	◇
Integrated 3-button Universal garage-door opener	◇	◇
BMW Assist™ with Automatic Collision Notification	○/◇	○/◇

Sport Packages		
Star Spoke (Style 286) light alloy wheels, 17 x 8.0 front, 17 x 8.5 rear; 225/45 front, 255/40 rear run-flat ¹⁷ performance tires ¹⁸	□	○ ¹⁹
17 x 8.0 Multi Spoke (Style 284) light alloy wheels, 225/45 run-flat ¹⁷ all-season tires		□
8-way manual adjustable front sport seats with adjustable back bolsters, and 2-way headrests with Active Head Restraints feature, and thigh support	□	□
8-way power front sport seats with adjustable back bolsters, 2-way manual headrests with Active Head Restraints feature, and thigh support; driver memory for exterior mirror and seat positions ²⁰	□	□
3-spoke leather-wrapped multi-function sport steering wheel with audio and Bluetooth phone ²¹ controls	□	□
Sport suspension calibration	□	
High-Gloss shadowline trim	□	□
Steering wheel-mounted paddle shifters ²²	○	○
Increased top-speed limiter	□	□ ²³

Cold Weather Package		
3-stage heated front seats	○/★	○/★
Heated steering wheel	★	★
Ski bag	★	★
Retractable, high-intensity headlight washers	★	●

- Standard
- Optional
- Included in optional Sport Package
- ◇ Included in optional Premium Package
- ★ Included in optional Cold Weather Package

¹⁷ Run-flat tires do not come equipped with spare tire and wheel.

¹⁸ Due to low-profile tires, please note: wheels, tires and suspension parts are more susceptible to road hazard and consequential damages. Performance tires are not recommended for driving in snow and ice.

¹⁹ Sport Package required; includes increased top-speed limiter.

²⁰ Optional power seats or Premium Package required.

²¹ If so equipped.

²² Requires and is automatically included with optional Sport Package and STEPTRONIC automatic transmission.

²³ Requires optional Star Spoke (Style 286) light alloy wheels and run-flat performance tires.

		328i	328i xDrive
--	--	-------------	--------------------

Weight			
Unladen	lbs	3527 (3594)	3770 (3814)
Weight distribution, front/rear			
Manual transmission	%	48.4/51.6	50.9/49.1
Automatic transmission	%	48.8/51.2	51.2/48.8

Engine			
Liter/type		3.0/inline 6	3.0/inline 6
Bore/stroke	inch	3.35/3.46	3.35/3.46
Nominal output/rpm	hp	230/6500	230/6500
Maximum torque/rpm	lb-ft	200/2750	200/2750
Compression ratio	:1	10.7	10.7
Fuel grade		unleaded premium gasoline	unleaded premium gasoline

Transmission			
Manual gear ratios			
I/II	:1	4.32/2.46	4.35/2.50
III/IV	:1	1.66/1.23	1.67/1.23
V/VI/R	:1	1.00/0.85/3.94	1.00/0.85/3.93
Final drive ratio	:1	3.23	3.38
Automatic gear ratios			
I/II	:1	4.07/2.37	4.07/2.37
III/IV	:1	1.55/1.20	1.55/1.20
V/VI/R	:1	0.85/0.67/3.20	0.85/0.67/3.20
Final drive ratio	:1	3.73	3.91

Performance			
Drag coefficient	C _d	0.30	0.31
Top speed ¹	mph	130 [150]	130 [148 ²] ([147 ²])
Acceleration 0-60 mph ³			
Manual transmission	sec	6.5	7.1
Automatic transmission	sec	7.1	7.3

Fuel consumption⁴			
Manual transmission – City/Highway	mpg	17/27	17/25
Automatic transmission – City/Highway	mpg	18/27	17/25
Approximate tank capacity	gal	16.1	16.1

Figures in () apply to vehicles with automatic transmission.

Figures in [] apply to vehicles with Sport Package.

¹ Top speed limited electronically.

² Requires optional Star Spoke (Style 286) light alloy wheels and run-flat performance tires.

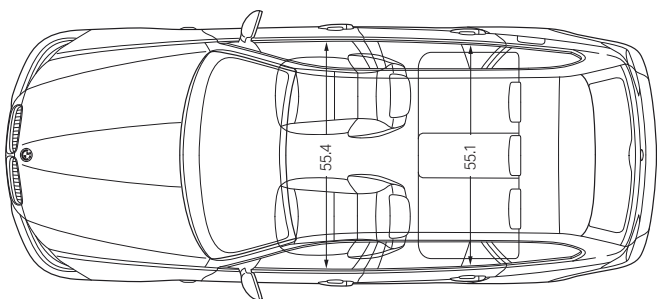

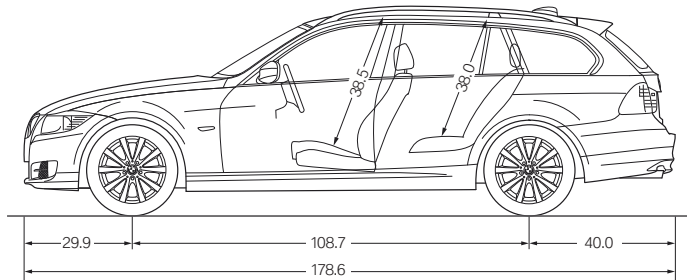
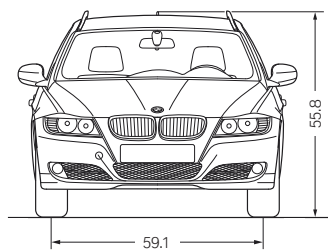
³ BMW AG test results. Actual acceleration results may vary, depending on specification of vehicle; road and environmental conditions; testing procedures and driving style. These results should be used for comparison only and verification should not be attempted on public roads. **BMW urges you to obey all posted speed laws and always wear safety belts.**

⁴ EPA-estimated figures are for comparison purposes only. Your actual mileage will vary, depending on speed, driving habits, trip length and driving conditions; actual mileage may be lower.

		328i	328i xDrive
--	--	-------------	--------------------

Tires and wheels			
Tire dimensions	standard	205/55	205/55
Wheel dimensions	standard	16 x 7.0	16 x 7.0
Material	standard	light alloy	light alloy

Brakes			
Front – diameter	inch	12.3	12.3
Rear – diameter	inch	11.8	11.8



All dimensions are shown in inches.

U.S. Importer: BMW of North America, LLC, Woodcliff Lake, NJ 07677. All illustrations and specifications contained in this brochure are based on the latest product information available at the time of printing. BMW reserves the right to make changes at any time, without notice, in colors, materials, equipment, specifications and models. BMW may, subject to legal requirements, determine the Model Year designation of its vehicles. The Model Year designation on any particular model may be longer or shorter than 12 months. Some vehicles pictured may

contain non-U.S. equipment. Some models may be shown with optional equipment. While BMW NA makes diligent efforts to provide accurate information in this brochure, there is no guarantee or warranty of accuracy. Furthermore, we do not assume any liability for the accuracy or completeness of information presented. This brochure shall not be used or relied upon as a substitute for information that is available from your BMW center. Further information can be obtained from your authorized BMW center or bmwusa.com.

©2008 BMW of North America, LLC. Not to be reproduced wholly or in part without written permission of BMW NA. The BMW name, model names and logo are registered trademarks. The Bluetooth word mark and logos are owned by the Bluetooth SIG, Inc. and any use of such marks by BMW is under license. iPod is a registered trademark of Apple Inc. Other trademarks and trade names are the property of their respective owners.

More about BMW



bmwusa.com
1-800-334-4BMW

The Ultimate
Driving Machine®

BMW and the environment.

BMW is a strong proponent of the environment and social responsibility. It is important to manage the earth's resources responsibly, and not jeopardize the needs of future generations. That is why BMW makes vehicles that minimize adverse environmental impact, from production (pollution prevention and waste minimization at the plant) through owner use (low emissions) to eventual disposal (easy drainability of all fluid-related components and easy neutralization of all pyrotechnic devices).

This effort has been recognized worldwide and, as a result, we are pleased to have received numerous environmental honors. In the U.S., for example, the Environmental Protection Agency accepted BMW's Spartanburg, SC production and manufacturing facility as a charter member of the agency's National Environmental Performance Track. Internationally, BMW AG – the parent company of both BMW of North America and BMW Manufacturing Co., Spartanburg, SC – was the first automotive company to be represented on the Dow Jones Sustainability Group Index, and has remained on the Index ever since. At BMW, we strive for high performance in everything we do.

BMW recommends 

