

BMW 4 Series
Convertible
Coupe

bmwusa.com



The Ultimate
Driving Machine®



THE NEW BMW 4 SERIES CONVERTIBLE AND COUPE.

BMW EfficientDynamics
Less emissions. More driving pleasure.



The new BMW 4 Series Convertible

AN IRRESISTIBLE FEELING OF FREEDOM.

- 04 Exterior**
Aesthetic, elegant and incredibly sporty.
- 08 Hardtop**
Perfect for any weather.
- 10 Freedom meets space**
Sporting elegance and clever functionality.
- 12 Interior**
Inner freedom.

The new BMW 4 Series Coupe

SPORTINESS MEETS AESTHETICS.

- 16 Exterior**
Its lines: unmistakable.
- 18 Dynamics**
A savvy performer.
- 20 Information**
Always connected.
- 22 Interior**
Impressive entrance.
- 24 Performance**
Power in every detail.



Editorial

ATHLETIC THROUGH
AND THROUGH:
THE NEW BMW
4 SERIES CONVERTIBLE
AND THE NEW
BMW 4 SERIES COUPE.



Technology

INNOVATIONS THAT MOVE YOU.

- 26 BMW ConnectedDrive®**
So connected, you're free.
- 28 BMW EfficientDynamics**
Technology that increases excitement and reduces fuel consumption and emissions.
- 30 BMW engine technology**
A heritage of innovation.
- 32 Chassis and performance technology**
Systems to enhance driving pleasure.
- 34 Active and passive safety features**
Innovative systems for enhanced driving confidence and security.

Equipment

AS INDIVIDUAL AS YOUR DREAMS.

- 36 Exterior colors**
- 38 Build Your Own**
- 39 Original BMW Accessories**

Overviews

SPECIFICATIONS AND SERVICES.


- 40 Technical data**
- 44 BMW Services**
Exclusive offers for BMW customers.

For exclusive BMW photos, behind-the-scenes videos and the latest BMW news:

 Like us on Facebook®:
facebook.com/bmwusa

 Follow us on Twitter®:
twitter.com/bmwusa

 Find us on YouTube™:
youtube.com/bmwusa

 Follow us on TUMBLR®:
bmwusa.tumblr.com

The new BMW 4 Series excels through its blend of sportiness and sheer elegance. As a convertible, it communicates a feeling of freedom while impressing with its powerful presence. As a coupe, it combines compelling athleticism with sleek styling, embodying a completely new kind of dynamism. Whichever model you choose, you can look forward to an exhilarating driving experience. Discover the new BMW 4 Series Convertible and the new BMW 4 Series Coupe.

bmwusa.com/4series

Get the latest information on BMW standard and optional features, packages and technical specifications. Visit bmwusa.com, select the BMW model of your choice, and click on "Features & Specs."

Equipment of model shown: BMW 428i Convertible with Luxury Line¹

| | |
|-----------------|--|
| Engine: | BMW TwinPower Turbo 2.0-liter inline four-cylinder |
| Transmission: | 8-speed Sport Automatic transmission |
| Max. output: | 240 hp @ 5000–6000 rpm |
| Wheels: | 18-inch Multi Spoke light alloy (Style 416) |
| Exterior color: | Mineral White Metallic |
| Upholstery: | Saddle Brown Dakota Leather with exclusive stitching |
| Interior trim: | Ash Grain Fine Wood trim with metal inlay and Pearl Gloss Chrome highlight |

Equipment of model shown: BMW 435i Coupe with Sport Line.

| | |
|-----------------|---|
| Engine: | BMW TwinPower Turbo 3.0-liter inline six-cylinder |
| Transmission: | 8-speed Sport Automatic transmission |
| Max. output: | 300 hp @ 5800–6000 |
| Wheels: | 19-inch Star Spoke light alloy (Style 407) |
| Exterior color: | Mineral Gray Metallic |
| Upholstery: | Coral Red Dakota Leather with Black highlight |
| Interior trim: | Brushed Aluminum with high-gloss Black highlight |

¹ European model shown. Please contact your authorized BMW center for available combinations.

A scenic landscape featuring a paved road that curves through a field of tall grass. The sun is low in the sky, creating a strong lens flare effect that illuminates the scene. Several trees are scattered across the landscape, and distant mountains are visible under a blue sky with light clouds. The rear portion of a white car is visible on the right side of the frame.

DRIVING PLEASURE THAT LOOKS GOOD FROM ANY ANGLE.

Immediately grabbing the eye, the new BMW 4 Series Convertible exemplifies the allure of open-air driving. Its elegant lines, long hood and open top exude sporting dynamism, while the Adaptive LED Headlights encourage confidence through every sweeping curve and tight corner. With German engineering below and a blue sky above, the new BMW 4 Series Convertible gives you one thing above all else: the uncompromising feeling of pure freedom.

Get the latest information on BMW standard and optional features, packages and technical specifications. Visit bmwusa.com, select the BMW model of your choice, and click on "Features & Specs."







LET'S BE OPEN ABOUT THIS: **IT'S IRRESISTIBLE.**

The top opens and folds down. Sunlight floods the interior and warm air caresses your skin. You don't even have to stop, because the all-weather hardtop of the new BMW 4 Series Convertible can be opened and closed while driving at low speeds, enabling you to enjoy it 365 days a year. On the sides, sharp creases and Air Breathers add sporting interest, while the car's wide stance and muscular, flared wheel arches add a powerful, athletic note.





IT'S ALWAYS THE RIGHT DAY
TO DRIVE A CONVERTIBLE.

365 DAYS A YEAR.







FREEDOM MEETS **SPACE.**

In the interior, sporting elegance combines with clever functionality for even greater comfort. When driving with the top down, the wind deflector reduces drafts; when not needed, it can simply be tucked away in the innovative compartment behind the rear-seat backrests. In addition, optional neck warmers emit pleasantly heated air – a welcome comfort on cooler days. Thanks to the through-loading system, the generous trunk can easily accommodate two golf bags. The convenience trunk-loading function, included as standard, allows easy access to the trunk even when the top is down; the retractable hardtop can simply be moved up and out of the way along with the trunk lid, at the press of a button.

European model shown. Please contact your authorized BMW center for available combinations. Get the latest information on BMW standard and optional features, packages and technical specifications. Visit bmwusa.com, select the BMW model of your choice, and click on "Features & Specs."







AN INTERIOR WITH **EXTROVERT APPEAL.**

High-quality materials, painstaking workmanship and personalizing equipment options: the exclusive interior design of the new BMW 4 Series Convertible creates an ambiance that combines comfort and sporting elegance. All controls are precisely and ergonomically oriented towards the driver. Safety belts are conveniently integrated with the seats. Even small details, like the flowing interior trim, whose sweep reflects the athletic character of the Convertible, turn the vehicle's cockpit and rear into an integrated whole.

European model shown. Please contact your authorized BMW center for available combinations.





**THE LOOK AND MOVES
OF AN ELITE ATHLETE.**





Ever notice how star athletes assume a wider, lower stance before making fast turns? We did. Result: the new BMW 4 Series Coupe is wider than its 3 Series predecessor. The front track is wider, the rear track wider still, with flared wheel arches delineating the car's widest points. Thanks to a sleeker roofline and lightweight materials throughout, its center of gravity is lower. This helps you carve corners with less body roll and more confidence. Get wide, stay low – and go. That's a winning formula on the playing field – and on the road.



FOUR MODES.
FOUR MOODS.



Driving Dynamics Control adapts vehicle performance to your personal preferences. Feeling sporty? Let's go for SPORT mode. Sportier still? Dial in SPORT+. Thrifty? Select ECO PRO mode. Want to be pampered? Choose COMFORT mode. Depending on which of these four modes you select, the BMW 4 Series Coupe can deliver even lower fuel consumption, superlative ride comfort, or exceptionally agile handling. It's all about being accommodating, whatever your desire.

STAY CONNECTED.
STAY IN TOUCH.





Stay in touch with a touchpad integrated into the top of the iDrive Controller. Enter phone numbers, addresses and contact names by writing them directly on the touchpad. You can also use this feature to zoom in and out on the interactive BMW Navigation system map Display. This is just one of the innovative BMW ConnectedDrive® technologies, services and apps that offer more driving freedom and confidence through versatile connections between you, your vehicle and your world.

Get the latest information on BMW standard and optional features, packages and technical specifications. Visit bmwusa.com, select the BMW model of your choice, and click on "Features & Specs."



COMFORT THAT CONFORMS TO YOUR DEMANDS.

Beyond driving excitement, you can expect practicality from the new BMW 4 Series Coupe interior. Let's start with rear seatbacks that can be folded down in 40/20/40 segments. Lowering the center segment creates a trunk-to-interior storage space that can accommodate skis or snowboards, while seating two adults comfortably. Speaking of accommodating, the trunk also affords easy access with Comfort Access – open it hands-free with a short movement of your foot under the center of the rear bumper. Practical performance like this makes the BMW 4 Series Coupe both fun and functional.

Get the latest information on BMW standard and optional features, packages and technical specifications. Visit bmwusa.com, select the BMW model of your choice, and click on "Features & Specs."



POWER AND AGILITY TO SEPARATE YOU FROM THE PACK.

A broad powerband, balanced weight distribution and lower center of gravity deliver breakaway performance. You can expect a high level of driving delight with either the 435i's 3-liter inline six-cylinder engine or the 428i's 2-liter inline four-cylinder. Both sing with BMW's TwinPower Turbo as well as high-precision fuel injection with advanced intake optimization technologies. Harness their power with your choice of an 8-speed Sport Automatic transmission with steering wheel-mounted paddle shifters, or a smooth-shifting 6-speed manual.¹ Superior handling is also a delicate balancing act; that's why the BMW 4 Series Coupe leverages near-perfect 50/50 weight distribution, a lower center of gravity and a double-pivot front, five-link rear suspension to infuse a steady state of behind-the-wheel bliss.

¹ Only available on 428i, 435i and 435i xDrive Coupe.
Get the latest information on BMW standard and optional features, packages and technical specifications. Visit bmwusa.com, select the BMW model of your choice, and click on "Features & Specs."





BMW ConnectedDrive®

So connected, you're free.

Every day, our world is becoming increasingly networked. Many BMW drivers, however, are better connected than the rest, thanks to BMW ConnectedDrive – an ever-widening spectrum of standard and optional technologies that strengthen the bond between you, your BMW and the outside world. For example, BMW Apps integrate with your smartphone to provide many forms of in-cabin infotainment – such as social networking and music sources – as well as keeping you in touch with family and friends.



The **BMW Head-up Display** uses a multi-color TFT to project the image toward the windshield more in your line of vision, so you can easily keep your eyes on the road while checking important travel information, such as your current speed, Check Control data and BMW Navigation system directional arrows.

¹ Requires clearly definable lane markings that are not obscured by rain, snow, etc. The feature is not a substitute for the driver's own responsibility in maintaining safe control of the vehicle.

² Requires BMW Online and BMW Apps option and a compatible phone. Please note:

- A broadband data link is required. The costs for this (e.g., data roaming) are regulated by the customer agreement with the mobile phone service provider.
- Not all features are available while vehicle is in motion; see dealer for details.
- Web radio audio quality depends on the bit rate of the station, and data reception depends on your cell service. Data transfer comes over the mobile device.

Get the latest information on BMW standard and optional features, packages and technical specifications. Visit bmwusa.com, select the BMW model of your choice, and click on "Features & Specs."

BMW ConnectedDrive services include **BMW Assist eCall™ TeleService**, and **USB audio connection and hands-free Bluetooth®** providing peace of mind while on the road. **BMW Navigation** provides a host of options and services to keep you in control and informed about traffic, directions and more, wherever you go. **Driver assistance systems** monitor everything around you – traffic, pedestrians, animals and road signs – notifying you of current conditions and warning of potential hazards. To learn more, visit bmwusa.com/connecteddrive.



The camera-based components of **Active Driving Assistant** enhance active safety. Lane Departure Warning,¹ including camera-based Frontal Collision Warning, registers lane markings up to 160 feet away and at speeds over 37 mph. If you drive over the left or right lane markings without using turn signals, the system warns you by vibrating the steering wheel. City Collision Mitigation can actively help prevent or reduce the severity of collisions by actively applying or priming the brakes. Pedestrian Protection works by day only, at speeds up to 40 mph. Primarily a mitigation system, it gives acute audio and visual alerts, and primes the brakes.



Parking Assistant searches for suitable parallel parking spots and then steers your vehicle into the one you choose. Simply press the “Park Assistant” button, then drive along potential parking spaces on either side of the road, staying below 22 mph and no more than five feet away. Using ultrasonic sensors integrated into the side indicators, the system searches for and measures parking spaces. When a space at least four feet longer than your vehicle is spotted, it is shown on your Control Display. Shift into reverse and Parking Assistant takes control of steering your vehicle into the selected space; you operate the accelerator and brake pedals. The acoustic and visual warnings of Park Distance Control provide assistance.



Use **BMW Apps** to access Social Networks, on-demand music and location sharing through your iPhone,[®] and see them on the Display screen.² Tune in to Web radio and search for stations from around the globe by name, location or genre. You can also store your favorite stations, find similar stations, display station information, and change the quality of the audio. Your favorite entries are on your iPhone, so you can take them from one vehicle to another.

BMW EfficientDynamics
Less emissions. More driving pleasure.



BMW EFFICIENT DYNAMICS: MAKING A LITTLE GO A LONG WAY.

BMW was one of the first automotive manufacturers to pursue efficient driving technologies – one part of our award-winning sustainability strategy. BMW EfficientDynamics represents the most comprehensive package of innovative technologies currently in production for reducing fuel consumption and emissions. Our commitment to EfficientDynamics means we are continuously developing innovative systems that bring us closer to our long-term goal of emissions-free mobility. Since 1995 BMW has been able to reduce the CO₂ emissions of its entire fleet by approximately 30 percent, and intends to achieve a further 25 percent reduction by 2020. However, we remain committed to driving pleasure, which is being pursued in different ways.

Eco-friendly technology. The development of more efficient vehicles powered by conventional gasoline and diesel engines are continuing challenges. A comprehensive technology directive enables the reduction of fuel consumption and emissions, while at the same time increasing power output and driving enjoyment. These advances are based on innovations such as BMW TwinPower Turbo technology, Brake Energy Regeneration, Air Curtain front apron design, and many others.

BMW ActiveHybrid. With the BMW ActiveHybrid 7, BMW ActiveHybrid 5 and BMW ActiveHybrid 3, BMW has impressive hybrid production models in its line. All combine outstanding efficiency with superlative dynamic ability.

BMW i. The all-new BMW i brand is launching two completely new vehicle concepts for sustainable mobility in an urban environment; both are an important part of BMW EfficientDynamics technologies. Key features of the BMW i3 and BMW i8 include the use of lightweight materials such as carbon-fiber-reinforced plastic (CFRP), electric drive systems, powerful battery technology and eco-friendly production methods.

bmwusa.com/i
bmwusa.com/EfficientDynamics

THE BMW 4 SERIES CONVERTIBLE AND COUPE EFFICIENT DYNAMICS INITIATIVE AT A GLANCE.

Auto Start-Stop function.

Even when idling, such as at a stop sign, an engine burns fuel. BMW's Auto Start-Stop function enhances fuel efficiency by switching off the engine. (The intelligent electronics system first checks the battery charge level and calculates if other electric systems, like the heated rear window, need more energy.) Once the brake pedal is released, the engine starts up again almost instantly. A Start-Stop signal in the Display indicates the function is active.

BMW TwinPower Turbo technology.

This innovative twin-scroll turbocharging technology efficiently reclaims the energy contained in exhaust gases, using a twin-scroll charger with a double-flow exhaust system.

High-precision direct injection.

In this latest-generation direct fuel injection system, the piezo injectors are positioned very close to the spark plugs. They inject fuel at high pressure, with extreme precision, for very efficient combustion.

Brake Energy Regeneration.

To supply a battery with electrical energy, the generator (alternator) is usually driven using engine power, which requires fuel. With Brake Energy Regeneration, the alternator generates electricity only when you take your foot off the accelerator. Kinetic energy that was previously unharnessed is transformed into electrical energy, which is then fed into the battery. In this way, electricity is generated without consuming fuel.

Electric power steering.

Unlike conventional, hydraulic steering systems, electric power steering draws power only during actual steering movements. When the steering wheel position is constant, the electric motor is inactive.

ECO PRO mode.

Driving in ECO PRO mode helps customers achieve fuel savings of up to 20 percent, depending on their individual style of driving. This mode optimizes accelerator and transmission response as well as shift points, and intelligently adapts the heating/air conditioning strategy. ECO PRO tips help the driver drive even more efficiently. The bonus range shown by the on-board computer indicates how many additional miles the driver has gained thanks to the increased efficiency in ECO PRO mode since the last fill-up.

8-speed Sport Automatic transmission.

The close spacing of gear ratios in the 8-speed Sport Automatic transmission makes maximum use of the optimum rev range, reducing fuel consumption and allowing smoother shifts.

Lightweight construction.

Our engineers use lightweight aluminum throughout our vehicles – in the front section, for example, or for the suspension. BMW's four- and six-cylinder TwinPower Turbo engine blocks are all-aluminum. Taken together, these weight savings lead to lower fuel consumption and better axle load distribution for more agility, especially in curves.

Not all BMW EfficientDynamics features are available on all models.
Please see your authorized BMW center for details.

BMW ENGINE TECHNOLOGY: A HERITAGE OF INNOVATION. A FUTURE OF SUSTAINABLE EXHILARATION.

From its inception almost a century ago as a manufacturer of aircraft engines, Bavarian Motor Works has been a world leader in engine design. In fact, the innovations shown below were so ahead of their time that BMW engineers still incorporate this technology into today's award-winning powerplants. Over the decades, BMW engines have led to countless wins at the racetrack. Even more important, their smooth, powerful and efficient performance has won over generations of driving enthusiasts. Today, adhering to the EfficientDynamics philosophy, BMW engineers are setting even higher goals: creating an engine template that can be scaled in size and adapted to new fuel sources – all while maintaining legendary BMW performance and efficiency. It's a revolutionary concept that is now becoming reality. Welcome to the exciting future of BMW power.

1936

SEMI-HEMISPHERICAL VALVE DESIGN.

A design so advanced it helped the BMW 328 Mille Miglia win races in 1936 – and it's still in use today.



1955


ALL-ALUMINUM V-8 ENGINE.

The BMW 502 applied what is now called "intelligent lightweight engineering" to its then-awesome 160-hp V-8 engine.

1972

FUEL INJECTION.

The BMW 2002tii featured fuel injection, a technology that would become a crucial building block in BMW EfficientDynamics advances.



1981

DIGITAL MOTOR ELECTRONICS (DME).

Computerized engine monitoring and control revolutionize the performance, efficiency and reliability of BMW's World Championship-winning Formula 1[®] racecar.

1992

MULTI-VALVE TECHNOLOGY.

In every BMW, four valves per cylinder let in more air for greater power, and push out exhaust more easily for greater efficiency.

2006

ALUMINUM/MAGNESIUM COMPOSITE ENGINE BLOCK.

Technology from 1970s BMW racecar engines, this combines the strength to withstand high-revving performance with efficiency-enhancing light weight.



2007

TWIN POWER TURBO ENGINES.

BMW twin-scroll turbocharging calls on high-precision direct injection and a host of other innovations for increased power and efficiency – without turbo lag.

2008

BMW ADVANCED DIESEL WITH BLUE PERFORMANCE TECHNOLOGY.

BMW introduces America to a new form of diesel with amazing torque and power, quiet running, lower emissions and greater efficiency than ever before.

TODAY: THE BMW TWIN POWER TURBO ENGINE.

Introduced in 2007, TwinPower Turbo technology is incorporated into every new BMW engine, whether gasoline-, diesel- or hybrid-powered. Utilizing BMW high-precision direct injection, Double-VANOS continuously variable camshaft timing, and Valvetronic individual intake valve control, TwinPower Turbo technology delivers vastly increased power, torque and efficiency when compared to normally aspirated engines of the same size.

300-hp BMW TwinPower Turbo inline six-cylinder engine.

BMW GASOLINE-POWERED ENGINES.

Whether configured with four, six, eight or 12 cylinders, the latest BMW gasoline-combustion engines are designed to generate the highest ratio of power and thrilling performance to fuel consumption and emissions.

BMW ADVANCED DIESEL.

Powerful, fast, quiet and fuel-efficient: these are the traits of BMW Advanced Diesel engines. Thanks to BluePerformance Technology, BMW diesel engines meet emissions standards in all 50 states. Managed by a high-performance electronic engine control unit, the turbocharger develops boost and extra power in immediate response to the smallest tap of the accelerator pedal, and stays strong throughout the rev range where you do most of your driving.

BMW ACTIVE HYBRID.

BMW Active-Hybrid vehicles blend a TwinPower Turbo engine with an electric motor and high-performance lithium-ion battery. When compared to non-hybrid versions, BMW Active-Hybrid vehicles deliver greater fuel efficiency, fewer emissions and breathtaking acceleration.



BMW i: BORN ELECTRIC.

BMW i makes its debut with the i3. Powered by an electric motor combined with an innovative lithium-ion battery, the i3 accelerates from 0–60 in approximately 7 seconds.¹ The BMW i8 is a plug-in hybrid electric vehicle. A 131-hp electric motor powers the front wheels, while a 231-hp three-cylinder gasoline engine turns the rear wheels, achieving 0–60 mph in under 4.4 seconds¹ and reaching a top speed of 155 mph. In all-electric mode, it is capable of driving 22 miles with a top speed of 75 mph.



THE EVOLUTION OF BMW EFFICIENT DYNAMICS TECHNOLOGY.

Smaller engines that generate greater power using less fuel.

1994 BMW 530i

- 3.0-liter V-8 engine with 5-speed automatic transmission
- 215 horsepower
- 16 city/25 highway mpg²
- 0–60 mph: 8.8 seconds¹

2014 BMW 528i

- 2.0-liter inline four-cylinder TwinPower Turbo engine with 8-speed automatic transmission
- 240 horsepower
- 23 city/34 highway mpg²
- 0–60 mph: 6.1 seconds¹

¹ BMW AG test results. BMW urges you to obey all posted speed laws and always wear safety belts.

² EPA-estimated figures are for comparison purposes only. Your actual mileage will vary, depending on speed, driving habits, trip length and driving conditions; actual mileage may be lower.



THE BEST FOUNDATION FOR DYNAMIC PERFORMANCE: A SUPERIOR CHASSIS.

The BMW 4 Series Convertible and Coupe contain a whole host of innovative technologies to help you get the most out of each drive. Many of these systems are intelligently linked with each other, maximizing your active safety quotient – and your driving pleasure.



The electronically controlled dampers of the **Adaptive M Suspension** adapt to your driving style and the road conditions, creating an ideal chassis. Operating characteristics can be adjusted via the Driving Dynamics Control button; to further enhance ride comfort, choose COMFORT mode; for a considerably stiffer suspension for even more agile handling, select SPORT or SPORT+ mode.

Variable Sport Steering continuously adjusts steering force and steering ratio – depending on the steering angle – to suit changing driving situations. As a result, you enjoy increased agility on winding roads, more stability at higher speeds, and great flexibility when parking.

The **sporty body** has a particularly stiff construction, for optimum driving dynamics. This increases steering precision and agility. The front and rear sections include highly effective deformation zones. Should the car ever be involved in a collision, the body converts a large part of the impact energy into deformation.

xDrive intelligent all-wheel-drive system. BMW's intelligent all-wheel-drive system in the 428i xDrive and 435i xDrive provides maximum traction, even in the most slippery conditions. The system monitors data such as engine speed, steering angle, wheel speeds and acceleration. On smooth, dry roads, more power is normally sent to the rear axle, giving vehicles with xDrive the feel of their rear-wheel-drive counterparts. But hit a wet uphill curve, for instance, and even before wheelspin can occur, the system immediately recognizes any need for a change in power distribution. Using a controlled clutch, it sends more torque to the front axle to enhance stability and achieve greater traction.

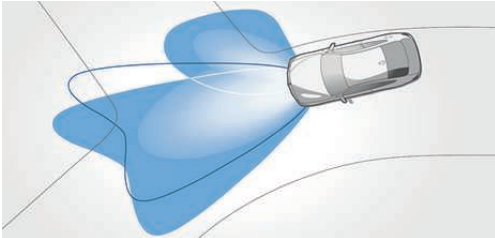
Driving Dynamics Control including ECO PRO mode offers you a choice of settings. Just use the button in the center console to activate the desired driving mode. Change from COMFORT mode with the standard engine and transmission settings to ECO PRO mode for maximum efficiency, or to SPORT and SPORT+ modes for an even more dynamic driving experience. A display below the speedometer tells you which mode is currently active.

Intelligent lightweight design has long been a fundamental BMW design principle. It involves using particularly lightweight materials for specific parts of the vehicle – for example, aluminum in the front section and chassis. This reduces fuel consumption and enhances performance.

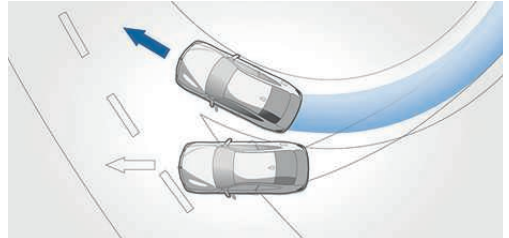
8-speed Sport Automatic transmission. This transmission adjusts to your style – from comfortable cruising to very dynamic driving. To change gears, you can use the selector lever or steering wheel-mounted paddle shifters. In SPORT mode, modified clutch settings allow very quick adjustments in engine speed, for minimal shift times. The close spacing of the eight gears optimizes acceleration, while also maximizing efficiency and comfortable shifting.

HIGH-TECH BODYGUARDS: ACTIVE AND PASSIVE SAFETY.

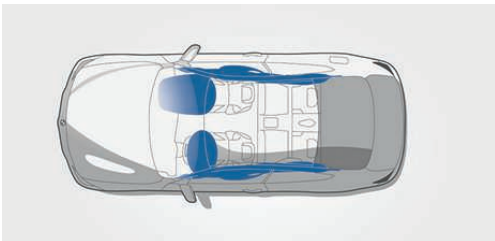
The 4 Series Convertible and Coupe are designed with BMW's full range of standard state-of-the-art active and passive safety technologies. Active safety features, such as Xenon Adaptive Headlights, powerful engines and large brakes, help you see and respond to potentially dangerous situations. Should an accident prove unavoidable, passive safety features, such as airbags, are designed to help protect you and your passengers. After a severe impact, a host of features spring into action: the doors automatically unlock, headlights and taillights flash, the starter cable is disconnected from the battery and the fuel supply is cut off. Thanks to BMW Assist eCall™, should any airbags deploy, response specialists are automatically alerted and notified of your location.



Xenon Adaptive Headlights for low- and high-beams enhance illumination of the road ahead at night or in poor visibility. Four LED Corona headlight-rings, which can be used as Daytime Running Lights, also serve as parking lights. Adaptive Headlights provide optimum illumination of the road ahead when the car enters a turn. Light distribution is automatically adapted to the road speed and steering angle. Cornering Lights, positioned in the two inner headlights, are automatically activated by using the turn indicator or changing the steering wheel angle, even when the vehicle is at rest.



Dynamic Stability Control (DSC). This system provides remarkable tenacity on slippery road surfaces. If it senses over- or understeer, it modulates engine power and can apply brakes individually to help keep the vehicle under control and going in the intended direction. Start-off Assistant, a feature of DSC, prevents the vehicle from rolling backward on a hill for 1.5 seconds after taking your foot off the brake. The system also includes Brake Fade Compensation, which lets you use the same amount of pedal force, even when the brakes are heated; Brake Stand-by, which pre-tenses the brakes for quicker action if you suddenly remove your foot from the accelerator pedal; and Brake Drying, which periodically brings the brake pads into contact with the rotors to eliminate accumulated moisture when it rains.

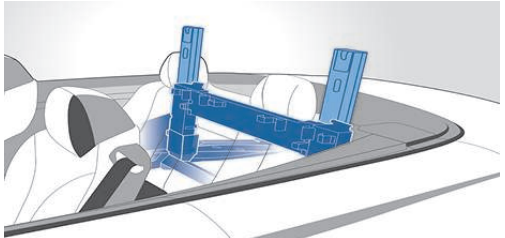


Airbags. In the event of a collision, BMW's supplemental restraint system (SRS) determines which airbag(s) to deploy for optimal protection. When a safety belt is used, airbags deploy only at a higher crash severity; the force of the deployment depends upon the severity of the impact. Four airbags offer specific protection: front airbags with advanced technology for driver and front passenger, and front-seat-mounted side-impact airbags.

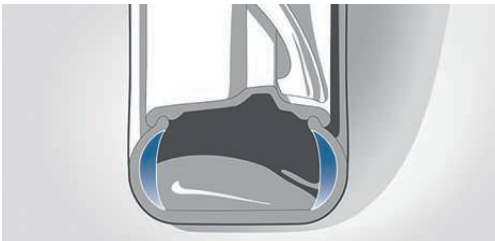
Note: These pictures of airbags are for illustrative purposes only. Depending upon the type of accident, none, some or all airbags may deploy.



BMW restraint system for the driver and front passenger combines three-point safety belts, automatic safety-belt pretensioners, seat bolsters that help prevent occupants from sliding forward, and Active Head Restraints. This system helps provide optimum restraint in a collision.

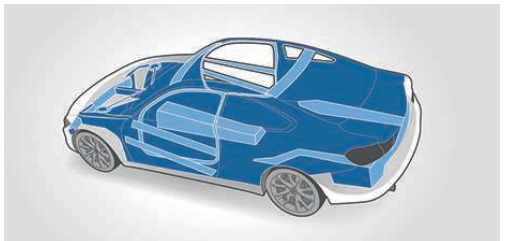


Rollover Protection System, together with the reinforced A-pillars and windshield frame, is designed to create an occupant "safety cell" in the BMW 4 Series Convertible. Highly accurate sensors continually monitor vehicle angle, longitudinal and lateral acceleration, and amount of ground contact. When data indicate a rollover is imminent, rollover bars integrated behind the rear-seat headrests are deployed. Within fractions of a second they spring up and lock into place, helping to withstand rollover forces.



Run-flat tires. Thanks to reinforced sidewalls, run-flat tires maintain their shape and rim position even after suffering a complete loss of tire pressure. They allow you to continue driving at a reduced speed until you reach a safe area to change a tire or wait for Roadside Assistance. The Tire Pressure Monitor alerts you when there is a drop in tire pressure; if the loss is severe, an acoustic warning is triggered.


Please see Owner's Manual for more information detailing allotted miles to travel and load weight rules for run-flat tires.



Body stiffness. The intelligent use of high-strength multi-phase steel and aluminum provides a high degree of body stiffness and crash resistance. Components such as the A-pillars and windshield frame include special reinforcements to provide optimum occupant protection. **Door reinforcements** are designed to provide additional occupant protection in the event of a side impact. Added protection is provided by diagonal safety bars in the doors. When **crash sensors** detect a serious impact, interior lights and hazard flashers activate, and the doors automatically unlock to allow access for emergency aid.

BMW 4 SERIES CONVERTIBLE AND COUPE.

Exterior colors.



300 Alpine White (Non-metallic)



B53 Sparkling Brown Metallic



A89 Imperial Blue Metallic



668 Jet Black (Non-metallic)



A83 Glacier Silver Metallic



B40 Liquid Blue Metallic

These pages show available colors for the BMW 4 Series Convertible and Coupe. Please note that these samples are representations; they are not exact reproductions. To see the actual colors, visit your authorized BMW center. They will be happy to show you original samples.

For details on the availability of standard and optional exterior paints, please visit bmwusa.com/byo.



A92 Orion Silver Metallic



B45 Estoril Blue Metallic



475 Black Sapphire Metallic



B39 Mineral Gray Metallic



B38 Midnight Blue Metallic



A75 Melbourne Red Metallic



A96 Mineral White Metallic

BUILD YOUR OWN BMW – AT BMWUSA.COM/BYO.



At BMW, we want you to create your own Ultimate Driving Machine®. That's why BMW offers one of the widest model ranges of any luxury automotive manufacturer. And each BMW model offers its own universe of personalizing possibilities.

It's easy to get the latest information on your favorite BMW model, whether you're at your desk or on the go. Visit bmwusa.com on your computer, tablet or smartphone, and click on the BMW model of your choice. Select **"Features & Specs"** to see all the standard features and available options and packages, as well as technical specifications.

You can then create the exact BMW model that fulfills your needs by clicking on **"Build Your Own"** – or visiting bmwusa.com/byo. Here you'll be able to select from among the many interior and exterior colors and trims, personalizing options and value-added packages. Build a BMW model that reflects your style, then view it in 360° detail. At the press of a button, see payment and financing options, get a same-day quote, download a product brochure and even schedule a test drive. BMW makes it easier than ever to make your ultimate driving dreams come true, at bmwusa.com.

Original BMW Accessories.



BMW Touring Cycle and Mountain Bike Holder. This lockable, sturdy attachment transports touring cycles, mountain bikes or racing bicycles with ease.

Note: requires BMW Base Support System.



BMW floormats fit perfectly and add to the interior's good looks while protecting the carpet from grime.



Snap-in Adapter with USB interface plays stored music, charges the mobile phone and accesses the car antenna.



Luggage compartment mat, made from heavy plastic, is precisely fitted with an anti-slip pattern.



The **Key Case** combines style and protective functionality. Both case and key are firmly connected by a high-quality chrome clip bearing the BMW logo.



Luxury Line handbrake grip features a high-quality leather middle section. The two-tone accent adds a refined touch.

Driving a BMW is always a special experience – but it can be enhanced even further with Original BMW Accessories. These innovative products combine unique ideas, stunning design and easy functionality. Discover the wide range of Original BMW Accessories available to you, including accessories for the exterior, interior, technology, transporters, protection and details to customize your vehicle. For additional information on Original BMW Accessories, please visit your authorized BMW center or log on to shopbmwusa.com.

| | | 428i Convertible | 428i xDrive Convertible | 435i Convertible | 435i xDrive Convertible |
|--|--|------------------|-------------------------|------------------|-------------------------|
|--|--|------------------|-------------------------|------------------|-------------------------|

Weight

| | | | | | |
|---------------------------------|-----|-----------|-----------|-----------|-----------|
| Unladen | lbs | 3965 | 4125 | 4095 | 4270 |
| Weight distribution, front/rear | | | | | |
| Automatic transmission | % | 46.4/53.6 | 48.0/52.0 | 48.0/52.0 | 49.6/50.4 |

Engine

| Type/cylinders/valves per cylinder | | TwinPower Turbo /Inline 4 /4 | TwinPower Turbo /Inline 4 /4 | TwinPower Turbo /Inline 6 /4 | TwinPower Turbo /Inline 6 /4 |
|------------------------------------|-------|------------------------------|------------------------------|------------------------------|------------------------------|
| Displacement | cc | 1997 | 1997 | 2979 | 2979 |
| Bore /stroke | inch | 3.3/3.5 | 3.3/3.5 | 3.3/3.5 | 3.3/3.5 |
| Nominal output/rpm | hp | 240 /5000–6000 | 240 /5000–6000 | 300 /5800–6000 | 300 /5800–6000 |
| Maximum torque/rpm | lb-ft | 255 /1250–4800 | 255 /1250–4800 | 300 /1300–5000 | 300 /1300–5000 |
| Compression ratio | :1 | 10.0 | 10.0 | 10.2 | 10.2 |
| Fuel grade | | unleaded premium gasoline | unleaded premium gasoline | unleaded premium gasoline | unleaded premium gasoline |

Transmission

| | | | | | |
|---------------------------------|----|----------------|----------------|----------------|----------------|
| Gear ratios – 8-speed automatic | | | | | |
| I/II/III | :1 | 4.71/3.14/2.11 | 4.71/3.14/2.11 | 4.71/3.14/2.11 | 4.71/3.14/2.11 |
| IV/V/VI | :1 | 1.67/1.29/1.00 | 1.67/1.29/1.00 | 1.67/1.29/1.00 | 1.67/1.29/1.00 |
| VII/VIII/R | :1 | 0.84/0.67/3.30 | 0.84/0.67/3.30 | 0.84/0.67/3.30 | 0.84/0.67/3.30 |
| Final drive ratio | :1 | 3.15 | 3.15 | 3.15 | 3.15 |

Performance

| | | | | | |
|------------------------------------|-----|-----------|-----------|-----------|-----------|
| Acceleration 0–60 mph ¹ | sec | 6.2 | 6.2 | 5.4 | 5.2 |
| Top speed ² | mph | 130 [155] | 130 [149] | 130 [155] | 130 [149] |

Fuel consumption³

| | | | | | |
|--------------------|-----|--------|------|--------|------|
| City/Highway | mpg | 23 /34 | TBD | 20 /30 | TBD |
| Fuel tank capacity | gal | 15.8 | 15.8 | 15.8 | 15.8 |

Tires and wheels

| | | | | | |
|------------------|--|-------------|-------------|-------------|-------------|
| Tire dimensions | | 225 /50 | 225 /50 | 225 /45 | 225 /45 |
| Wheel dimensions | | 17 x 7.5 | 17 x 7.5 | 18 x 8.0 | 18 x 8.0 |
| Material | | light alloy | light alloy | light alloy | light alloy |

Electrical

| | | | | | |
|----------------------------|-----|-------------------------|-------------------------|-------------------------|-------------------------|
| Battery / Battery position | Ah | 90 /luggage compartment | 90 /luggage compartment | 90 /luggage compartment | 90 /luggage compartment |
| Alternator | A/W | 170 /2380 | 170 /2380 | 210 /2940 | 210 /2940 |

Figures in [] apply to vehicles with performance or summer tires and increased top-speed limiter.

¹ BMW AG test results. Actual acceleration results may vary, depending on specification of vehicle; road and environmental conditions; testing procedures and driving style. These results should be used for comparison only and verification should not be attempted on public roads. BMW urges you to obey all posted speed laws and always wear safety belts.

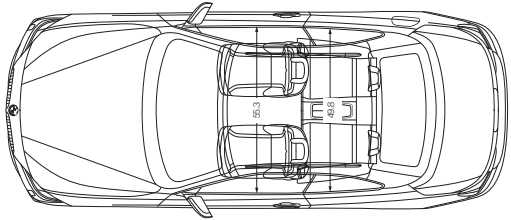

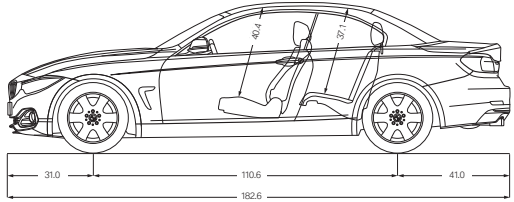
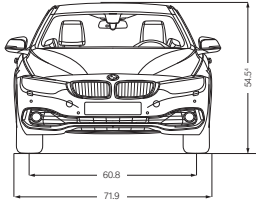
² Top speed limited electronically.

³ EPA-estimated figures are for comparison purposes only. Your actual mileage will vary, depending on speed, driving habits, trip length and driving conditions; actual mileage may be lower. xDrive models: EPA-estimated figures were not available at time of printing. Please go to bmwusa.com for latest available information.

⁴ xDrive models: 55.1 inches.

⁵ 428i xDrive: 62.8 inches; 435i and 435i xDrive: 62.0 inches.

BMW 4 Series Convertible



| | | 428i Coupe | 428i xDrive Coupe | 435i Coupe | 435i xDrive Coupe |
|--|--|------------|-------------------|------------|-------------------|
|--|--|------------|-------------------|------------|-------------------|

| Weight | | | | | |
|---------------------------------|-----|-------------|-----------|-------------|-------------|
| Unladen | lbs | (3450) 3495 | 3645 | (3600) 3635 | (3750) 3775 |
| Weight distribution, front/rear | | | | | |
| Manual transmission | % | 49.9/50.1 | — | 51.1/48.9 | 52.3/47.7 |
| Automatic transmission | % | 50.4/49.6 | 51.4/48.6 | 51.4/48.6 | 52.6/47.4 |

| Engine | | | | | |
|------------------------------------|-------|--------------------------------|--------------------------------|--------------------------------|--------------------------------|
| Type/cylinders/valves per cylinder | | TwinPower Turbo/ Inline 4/4 | TwinPower Turbo/ Inline 4/4 | TwinPower Turbo/ Inline 6/4 | TwinPower Turbo/ Inline 6/4 |
| Displacement | cc | 1997 | 1997 | 2979 | 2979 |
| Bore/stroke | inch | 3.3/3.5 | 3.3/3.5 | 3.3/3.5 | 3.3/3.5 |
| Nominal output/rpm | hp | 240/5000–6000 | 240/5000–6000 | 300/5800–6000 | 300/5800–6000 |
| Maximum torque/rpm | lb-ft | 255/1250–4800 | 255/1250–4800 | 300/1300–5000 | 300/1300–5000 |
| Compression ratio | :1 | 10.0 | 10.0 | 10.2 | 10.2 |
| Fuel grade | | unleaded premium gasoline | unleaded premium gasoline | unleaded premium gasoline | unleaded premium gasoline |

| Transmission | | | | | |
|---------------------------------|----|---------------------|----------------|---------------------|---------------------|
| Gear ratios – 6-speed manual | | | | | |
| I/II/III | :1 | 3.50/2.01/1.31 | — | 4.11/2.32/1.54 | 4.11/2.32/1.54 |
| IV/V/VI/R | :1 | 1.00/0.81/0.70/3.19 | — | 1.18/1.00/0.85/3.73 | 1.18/1.00/0.85/3.73 |
| Final drive ratio | :1 | 3.91 | — | 3.23 | 3.23 |
| Gear ratios – 8-speed automatic | | | | | |
| I/II/III | :1 | 4.71/3.14/2.11 | 4.71/3.14/2.11 | 4.71/3.14/2.11 | 4.71/3.14/2.11 |
| IV/V/VI | :1 | 1.67/1.29/1.00 | 1.67/1.29/1.00 | 1.67/1.29/1.00 | 1.67/1.29/1.00 |
| VII/VIII/R | :1 | 0.84/0.67/3.30 | 0.84/0.67/3.30 | 0.84/0.67/3.30 | 0.84/0.67/3.30 |
| Final drive ratio | :1 | 3.15 | 3.15 | 3.15 | 3.15 |

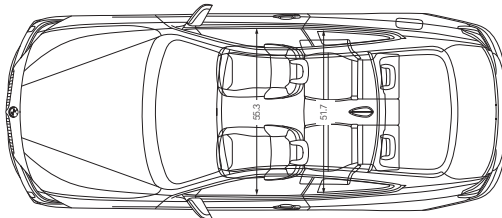
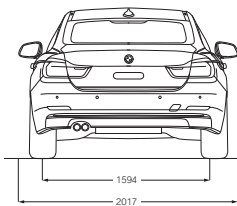
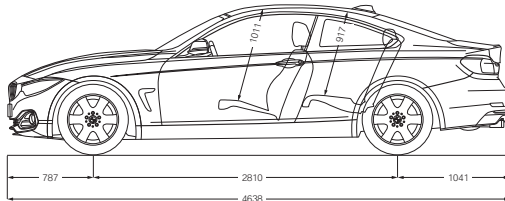

| Performance | | | | | |
|------------------------------------|-----|-----------|-----------|-----------|-----------|
| Acceleration 0–60 mph ¹ | | | | | |
| Manual transmission | sec | 5.7 | — | 5.3 | 5.0 |
| Automatic transmission | sec | 5.7 | 5.6 | 5.0 | 4.7 |
| Top speed ² | mph | 130 [155] | 130 [149] | 130 [155] | 130 [149] |

| Fuel consumption ³ | | | | | |
|---------------------------------------|-----|-------|-------|-------|-------|
| Manual transmission – City/Highway | mpg | 22/34 | — | 20/30 | 20/28 |
| Automatic transmission – City/Highway | mpg | 23/35 | 22/33 | 22/32 | 20/30 |
| Fuel tank capacity | gal | 15.8 | 15.8 | 15.8 | 15.8 |

| Tires and wheels | | | | | |
|------------------|--|-------------|-------------|-------------|-------------|
| Tire dimensions | | 225/50 | 225/50 | 225/45 | 225/45 |
| Wheel dimensions | | 17 x 7.5 | 17 x 7.5 | 18 x 8.0 | 18 x 8.0 |
| Material | | light alloy | light alloy | light alloy | light alloy |

| Electrical | | | | | |
|--------------------------|-----|---------------------------|---------------------------|---------------------------|---------------------------|
| Battery/Battery position | Ah | 90/luggage compartment | 90/luggage compartment | 90/luggage compartment | 90/luggage compartment |
| Alternator | A/W | 210/2940 | 210/2940 | 170/2380 | 210/2940 |

BMW 4 Series Coupe



All dimensions in the technical drawings are given in inches.

Figures in () apply to vehicles with 6-speed manual transmission, if different.

Figures in [] apply to vehicles with performance or summer tires and increased top-speed limiter.

¹ BMW AG test results. Actual acceleration results may vary, depending on specification of vehicle; road and environmental conditions; testing procedures and driving style. These results should be used for comparison only and verification should not be attempted on public roads. BMW urges you to obey all posted speed laws and always wear safety belts.

² Top speed limited electronically.

³ EPA-estimated figures are for comparison purposes only. Your actual mileage will vary, depending on speed, driving habits, trip length and driving conditions; actual mileage may be lower.

⁴ Drive models: 54.8 inches.

⁵ 435i: 62.0 inches; 428i xDrive: 62.8 inches; 435i xDrive: 61.8 inches.

U.S. Importer: BMW of North America, LLC, Woodcliff Lake, NJ 07677. All illustrations and specifications contained in this brochure are based on the latest product information available at the time of printing. BMW reserves the right to make changes at any time, without notice, in colors, materials, equipment, specifications, design and models. BMW may, subject to legal requirements, determine the Model Year designation of its vehicles. The Model Year designation on any particular model may be longer or shorter than 12 months. Some vehicles pictured may contain non-U.S. equipment. Some models may be shown with optional equipment. While BMW NA makes all reasonable efforts to provide accurate information in this brochure, there is no guarantee or warranty of accuracy. Furthermore, we do not assume any liability for the accuracy or completeness of information presented. This brochure shall not be used or relied upon as a substitute for information that is available from your authorized BMW center. Further information can be obtained from your authorized BMW center or bmwusa.com.

©2014 BMW of North America, LLC. Not to be reproduced wholly or in part without written permission of BMW NA. The BMW name, logo, model names and SAV are registered trademarks. The Bluetooth word mark and logos are owned by the Bluetooth SIG, Inc. and any use of such marks by BMW is under license. iPhone, iPod, and iPad are registered trademarks of Apple Inc. Other trademarks and trade names are the property of their respective owners.

We believe that a premium ownership experience should feature performance and luxury, as well as safety and convenience. We believe you should be able to drive a BMW to its potential, while enjoying peace of mind and reduced cost of ownership. That's the idea behind **BMW Ultimate Service®**: a suite of comprehensive programs and services that are included in every new BMW vehicle. It starts with the **New Vehicle/SAV Limited Warranty**,¹ providing you with coverage for the first four years or 50,000 miles, whichever comes first. Additionally, you enjoy 12-year, unlimited-mileage warranty protection against corrosion and rust

perforation.¹ BMW Ultimate Service continues with **BMW Maintenance Program** for up to the first four years or 50,000 miles;² **BMW Roadside Assistance**, and more. The BMW 4 Series Coupe and Convertible also come with a range of BMW ConnectedDrive® services as standard, including **BMW Assist eCall**™³ and **BMW TeleService**.³ Other conveniences are **BMW Online and BMW Apps**;⁴ **Remote Services**⁴ and **Concierge Services with Critical Calling**.⁴

TAILOR-MADE FOR YOUR VEHICLE. BMW SERVICE.



BMW Maintenance Program² is one of the most comprehensive maintenance programs in its class. We cover all factory-recommended maintenance for up to the first four years or 50,000 miles, whichever comes first. This includes scheduled oil services and inspections. Also covered is the replacement of items that are subject to normal wear and tear, such as brake pads, wiper blade inserts and engine drive belts.² And, thanks to BMW's advanced engineering, most owners enjoy a well-balanced maintenance schedule, with flexible routine service intervals that can save you time. When your vehicle requires attention, your authorized BMW center ensures that it receives only genuine BMW parts – your assurance of exacting quality standards.

For more details on BMW Ultimate Service and the BMW Maintenance Program, visit your authorized BMW center or log on to bmwusa.com/ultimateservice.



BMW Assist eCall,³ a safety feature of BMW ConnectedDrive® lets you enjoy peace of mind knowing that a friendly response specialist is there to help you, 24/7, at just the push of a button. This includes Emergency Request (SOS button), Enhanced Automatic Collision Notification, and Customer Relations. **BMW TeleService**³ continually monitors specific vehicle parts that are subject to wear and tear, as well as services that require attention at regular intervals, such as vehicle service inspections. This data is automatically transmitted to your authorized BMW center, which informs a BMW Service Advisor to call and schedule a convenient service appointment. You don't have to keep track of when your vehicle requires routine maintenance. An added benefit: any needed maintenance service parts will already be on hand, so your BMW is serviced and returned to you as quickly as possible. And because they use only Original BMW Parts, you can rely on expert fit and long-lasting BMW quality.



BMW Roadside Assistance is provided free of charge for the first four years – with no mileage limit. Call **1-800-332-4BMW (4269)** for friendly on-the-road help, 24/7, anywhere in the United States, Canada and Puerto Rico. This includes everything from flat-tire changes, emergency gasoline and lock-out service, to towing, alternative transportation and even trip-interruption benefits. This service also provides valuable trip-routing advice.

BMW Online and BMW Apps⁴ provides up-to-date web information: business and stock reports, as well as weather updates. BMW Online also includes **MyInfo**, which allows you to send business locations and street addresses with their associated phone numbers from the Google Maps™ website directly to your BMW. The destination can be sent to your BMW Navigation system for turn-by-turn directions.

Remote Services⁴ includes Remote Door Unlock, Stolen Vehicle Recovery, and access to the My BMW Remote app, which allows you to control your BMW from your mobile device.

With optional **Concierge Services**⁴ you'll enjoy unlimited access to personalized Directions and services for restaurant and hotel recommendations, with the destination address and phone number not only sent right to your BMW, but also transferred to your BMW Navigation system for route guidance. Another useful Concierge feature: **Critical Calling**. This lets you make up to four operator-assisted calls per year, up to five minutes per call, if your mobile phone is not available, or if its battery is discharged.



ON-BOARD SERVICE ALERTS.

We monitor your BMW's needs – so you don't have to.

Tackling mountain switchbacks, the last thing you should be thinking about is the state of your brake pads. Thanks to BMW's integrated on-board diagnostics system, you'll always know exactly when the next service is due, and what work will be required. Condition Based Service (CBS) measures the condition of key parts that are subject to wear and tear. It also tracks fluid levels and monitors your BMW's time- and mileage-dependent service requirements. Using this data, the Info Display in the cockpit automatically alerts you in advance whenever any part of your vehicle will require servicing – so there are no surprises ahead.



EXPERIENCE MORE WITH BMW.



BMW Financial Services. Arranging to buy or lease a BMW is easier than you may think. Your authorized BMW center offers leasing and financing to suit your personal needs through BMW Financial Services.³ Start the process at our website, where you can build your "dream vehicle," get an estimate on a monthly lease or financing payment, submit a credit application to BMW Financial Services – and get approval – all online!⁴ To find out how BMW Financial Services can help put you behind the wheel of your favorite BMW model, log on to bmwusa.com/fs or call, toll-free, **1-800-578-5000**.



BMW Virtual Center. If you get the sudden urge to shop for a BMW but your authorized BMW center is closed, there's good news – the BMW Virtual Center is open 24 hours a day! Log on to bmwusa.com/byo, and choose the model that interests you. Configure the BMW of your dreams, and see what the monthly payments would be. You can even send the specifications to your authorized BMW center, apply for financing, or request a test drive – all online!



BMW Magazine. A fascinating view of the latest events and products in the world of BMW, including travel reviews, personality profiles, and the latest BMW technologies. **BMW Magazine** is sent to new owners and lessees twice a year.



BMW Performance Driving School. Take your driving skills to the next level. Behind the wheel of new BMWs and under the guidance of professional instructors, you'll hone your driving skills on a 1.7-mile driving course that can be configured in a multitude of ways. In One- and Two-Day Schools you can tackle the skid pad, slalom course and water walls. The BMW Performance Driving School is about control and pushing a BMW to its limits – and yours. Visit bmwusa.com/pds.

Performance Center Delivery.

You'll always remember the fun of taking delivery of your new BMW – especially with BMW Performance Center Delivery in Spartanburg, SC. After enjoying dinner and an overnight stay at a first-class hotel, we'll take you and your companion to the Performance Center where a Product Specialist will give you an in-depth introduction to your new BMW. Then at the Performance Driving School, you'll get tips from a professional driving instructor as you explore the dynamic capabilities of a similar model. It's exciting, it's enlightening – and it's all compliments of BMW with your new vehicle. To learn

more about the BMW Performance Center, call **1-888-345-4269** or visit bmwusa.com/pdsdelivery.



The **BMW Welt** ("BMW World") delivery and brand-experience center in Munich is bold proof of BMW's passion for design. When you take advantage of the BMW European Delivery Program,⁵ this is where you will meet your new BMW – in a personalized process that is highly dramatic and totally unforgettable. (You might also realize substantial savings that just may pay for your trip.) While you're there, marvel at the historic BMWs in the Museum; learn about our engineers' newest innovations in the Technology and Design Atelier; and take a tour of the plant to experience firsthand the state-of-the-art methods used to create a BMW. Then comes the unique experience of driving your new BMW on the roads it was designed for. To learn more, visit bmwusa.com/europeandelivery.

¹ See your authorized BMW center for details on these limited warranties.

² All BMWs come with the BMW Maintenance Program standard for up to 4 years or 50,000 miles from the in-service date, whichever comes first. The BMW Maintenance Program covers factory-recommended maintenance services as determined by the Service Interval Indicator for all new eligible MY 2004 and later BMW vehicles. Exclusions from coverage include: gasoline, gasoline additives, windshield washer fluid and additives, battery, tires, wheels, wheel alignment and tire balancing. All work must be performed by an authorized BMW center. For all Model Year 2015 and later vehicles sold or leased by an authorized BMW center on or after July 1, 2014, BMW Maintenance Program coverage is not transferable to subsequent purchasers, owners or lessees. Certain limitations and exclusions apply to this program; please see bmwusa.com/ultimatSERVICE or ask your authorized BMW center for details.

³ On 2015 and later BMW 4 Series Convertible and Coupe models, BMW Assist eCall and BMW TeleService are standard and include 10 years of service. In order to receive these services, a subscriber agreement must be completed and transferred to the BMW Assist™ Response Center. GPS and underlying wireless services must be available and functioning, vehicle ignition must be turned on, battery must be charged and connected, and vehicle's electrical system operational. Due to wireless carrier coverage, services may be limited in certain geographic areas. Call toll-free **1-888-333-6116**, go to bmwassist.com, or visit your authorized BMW center for additional program details. Services are subject to the terms and conditions of your subscriber agreement.

⁴ BMW Online and BMW Apps, as well as Concierge Services, is optional. BMW Online and Concierge Services include a 3-year subscription. Optional Remote Services includes a 10-year subscription. Subject to the terms and conditions of your subscriber agreement. Please go to bmwusa.com/connecteddrive for additional details.

⁵ Subject to credit approval and other terms and conditions.

⁶ Not all models are available for BMW European Delivery Program. Please go to bmwusa.com/europeandelivery or visit your authorized BMW center for details.

More about BMW



The Ultimate
Driving Machine®

bmwusa.com
1-800-334-4BMW



BMW and the environment.

BMW is a strong proponent of the environment and social responsibility. We launched BMW EfficientDynamics back in 2000 – the philosophy of providing greater power with increased efficiency and fewer emissions. This has resulted in significant benefits today – for our customers, the climate and the environment.

That year, ecological sustainability was also declared one of BMW's core strategic principles; it is now firmly anchored in our entire production chain. It starts with the development of fuel-saving and alternative vehicle concepts, continues with environmentally friendly production processes, and ends with innovative recycling methods. This effort has been recognized worldwide; in 1999, BMW AG – the parent company of BMW of North America and BMW Manufacturing Co. in Spartanburg, SC – was the first automotive company to be represented on the Dow Jones Sustainability Group Index. It has remained on the Index ever since; moreover, since 2005, BMW has been voted the world's most sustainable automobile manufacturer. At BMW, we strive for and achieve high performance in all we do.

BMW recommends  **EDGE**

