

BMW 5 Series  
Sedan

528i/528i xDrive  
535i/535i xDrive  
535d/535d xDrive  
550i/550i xDrive  
ActiveHybrid 5



The Ultimate  
Driving Machine®



# THE NEW BMW 5 SERIES SEDAN.

FRONTRUNNER. WITH A FOUR-DECADE LEAD.

**BMW EfficientDynamics**  
Less emissions. More driving pleasure.

**THE BMW 5 SERIES.  
PERFORMANCE. ART.**





## The new BMW 5 Series Sedan

### A PASSION FOR PRECISION.

- 06 **Exterior**  
Alluring by design.
- 16 **Interior**  
Touched by luxury. Connected by touch.
- 20 **BMW EfficientDynamics**  
Where efficiency and excitement meet.

## Technology

### INNOVATION IN MOTION.

- 22 **BMW ConnectedDrive®**  
So connected, you're free.
- 26 **BMW EfficientDynamics**  
Technology that increases excitement and reduces fuel consumption and emissions.
- 28 **BMW engine technology**  
A heritage of innovation.
- 30 **BMW ActiveHybrid 5**  
Luxury meets exciting hybrid power.
- 32 **Chassis and performance technology**  
Systems to enhance driving pleasure.
- 34 **Active and passive safety features**  
Innovative systems for enhanced driving confidence and security.

## Equipment

### AS INDIVIDUAL AS YOUR IMAGINATION.

- 36 **5 Series Sedan**
- 38 **5 Series Modern Line**
- 40 **5 Series Luxury Line**
- 42 **5 Series M Sport**
- 44 **BMW Individual**
- 46 **Exterior colors, upholstery colors and materials, and interior trims**
- 50 **Equipment features and options**
- 60 **Original BMW Accessories**

## Overview

### SPECIFICATIONS AND SERVICES.

- 61 **Build Your Own**
- 62 **Technical data**
- 64 **BMW Services**  
Exclusive offers for BMW customers.

[bmwusa.com](http://bmwusa.com)

For exclusive BMW photos, behind-the-scenes videos and the latest BMW news:

 Like us on Facebook®:  
[facebook.com/bmwusa](https://www.facebook.com/bmwusa)

 Follow us on Twitter®:  
[twitter.com/bmwusa](https://twitter.com/bmwusa)

 Find us on YouTube™:  
[youtube.com/bmwusa](https://www.youtube.com/bmwusa)

 Follow us on TUMBLR®:  
[bmwusa.tumblr.com](https://www.bmwusa.tumblr.com)

Get the latest information on BMW standard and optional features, packages and technical specifications. Visit [bmwusa.com](http://bmwusa.com), select the BMW model of your choice, and click on "Features & Specs."

## Editorial

# EXCEEDS THE SUM OF ITS EXCEPTIONAL PARTS.

The new BMW 5 Series: a tasteful update to the sixth generation of the spacious sports sedan that cast the mold for its entire segment four decades ago.

The modern design envelops classic BMW proportions with a shape that's been aerodynamically refined for lower fuel consumption. Its performance dazzles over every mile. Choose from 240-, 300- or 445-horsepower TwinPower Turbo gasoline engines; the 335-hp ActiveHybrid 5; and, for the first time in the 5 Series, a new 255-hp six-cylinder TwinPower Turbo diesel engine in the 535d. Thanks to BMW EfficientDynamics, 5 Series efficiency is also quite astonishing, with the 528i returning 34 mpg in highway driving,<sup>1</sup> and the 535d achieving even more stellar ratings, up to 38 mpg in highway driving.

Exhilarating handling comes courtesy of renowned BMW suspension systems crafted largely from aluminum, along with available chassis technology exclusive to the segment, including Integral Active Steering, Active Roll Stabilization and Dynamic Damper Control. Nearly every BMW 5 Series model is also available with the all-weather grip of BMW's xDrive intelligent all-wheel drive.

In the cabin, premium materials and craftsmanship combine seamlessly with cutting-edge infotainment to keep all on board connected and entertained. A new touchpad Controller for the standard iDrive 4.2 Navigation system works like the personal technology you use every day. When you can't leave business behind, BMW ConnectedDrive provides an extensive suite of office functions and internet-based services. And when you can, BMW Concierge Services can make hotel reservations and much more.

The BMW 5 Series remains a paragon of balance, offering the perfect blend of sporty performance, elegant craftsmanship, intelligent appointments and outstanding comfort for five in an exceptionally handsome sedan.

[bmwusa.com/5series](http://bmwusa.com/5series)

#### Equipment of the vehicle shown: BMW 535i Sedan Luxury Line.

Engine:	BMW TwinPower Turbo inline six-cylinder
Output:	300 hp
Wheels:	Multi Spoke (Style 455) 19" light alloy
Exterior color:	Glacier Silver Metallic
Upholstery:	Exclusive Mocha Nappa Leather with Black dashboard
Interior trim:	Fineline Anthracite

For information on technical specifications, please refer to pages 62-63.

<sup>1</sup>EPA-estimated figures are for comparison purposes only. Your actual mileage will vary, depending on speed, driving habits, trip length and driving conditions; actual mileage may be lower.



## NEW LIGHT IN A FAMILIAR FACE.

While adhering to a time-honored design lineage, the refreshed sixth-generation 5 Series displays elegantly subtle aerodynamic enhancements. There's a slightly steeper angle for the trademark kidney grille and revised lower air intakes. But the wind will surely notice as it slips more easily over the body to help reduce fuel consumption. The "eyes" are brighter with standard Xenon headlights and optional Adaptive LED Headlights that steer into the curves. The LED taillights that give the 5 Series such a distinctive nighttime signature are more sharply contoured, and with thinner "light pipes." BMW also lets you further tailor the look by choosing from new Luxury and Modern Lines and M Sport, each with exclusive trims and features.

Get the latest information on BMW standard and optional features, packages and technical specifications. Visit [bmwusa.com](http://bmwusa.com), select the BMW model of your choice, and click on "Features & Specs."



PERFORMANCE THAT'S  
DIFFICULT TO FOLLOW.



**POISED TO AWAKEN  
YOUR SENSES.**



**ALLURING  
BY DESIGN.**



**STYLE THAT'S IN THE  
MOMENT, YET TIMELESS.**







## TOUCHED BY LUXURY. CONNECTED BY TOUCH.

While exciting the emotions, the 5 Series also soothes the senses. The new M Sport, Luxury Line and Modern Line let you tailor the car's look and feel to your personal taste. Whichever Line you choose, there's no additional charge to upgrade to supple Nappa Leather. Putting more power in your touch, the new iDrive touchpad Controller lets you enter a destination in the Navigation system or dial a phone number simply by writing it with your finger. And BMW ConnectedDrive® opens a world of entertainment, business services and apps via the invisible touch of pairing a compatible phone.



**ENOUGH ROOM TO MAKE THE  
DRIVER ENVIOUS. ALMOST.**



## WHERE EFFICIENCY AND EXCITEMENT MEET.

BMW EfficientDynamics engineering increases efficiency and boosts performance – an extraordinary feat. By combining TwinPower Turbo engine technology and a standard 8-speed automatic transmission with a new coasting feature, plus Brake Energy Regeneration and Auto Start-Stop, BMW achieves the remarkable blend of high power with low fuel consumption. Consider the new 528i: a luxury sports sedan that can achieve 34 mpg highway.<sup>1</sup> The new 535d, with its 255-hp 3.0-liter TwinPower Turbo diesel that doles out a massive 413 lb-ft of torque, reaches 38 mpg on the highway.<sup>1</sup> The power-to-efficiency stories of the six-cylinder 535i and V-8 550i are equally compelling. Purists can order a 6-speed manual transmission in the 535i at no extra cost.

<sup>1</sup> EPA-estimated figures are for comparison purposes only. Your actual mileage will vary, depending on speed, driving habits, trip length and driving conditions; actual mileage may be lower. Estimates are preliminary for the 535d model.

## BMW ConnectedDrive So connected, you're free.



Every day, our world is becoming increasingly networked. Many BMW drivers, however, are better connected than the rest, obtaining information on the road, communicating by phone or email, and always being updated on the latest events. BMW ConnectedDrive encompasses all these services, including traffic features that allow BMW vehicles and their occupants to network with the outside world.



BMW ConnectedDrive services and apps provide versatile connections between the driver, vehicle and the outside world. BMW ConnectedDrive driver assistance systems enhance your convenience, active safety and peace of mind. BMW ConnectedDrive infotainment features make every mile even more enjoyable. And most are easily accessed and controlled through the on-board iDrive system with touchpad Controller, literally putting the world at your fingertips.

For more information, please see:

➔ [bmwusa.com/connecteddrive](http://bmwusa.com/connecteddrive)

## BMW CONNECTED DRIVE®: CONVENIENCE, INFOTAINMENT AND SAFETY TECHNOLOGIES MEET IN ONE SUITE.

With BMW ConnectedDrive you stay in touch, no matter where you go. Its advanced communications and entertainment features create a network between driver, vehicle and environment, at any time and wherever you are. The following pages present special highlights in the areas of convenience, infotainment and safety. For a comprehensive overview, see [bmwusa.com/connecteddrive](http://bmwusa.com/connecteddrive).



### BMW ASSIST eCALL™

Enjoy peace of mind knowing that a friendly response specialist is there to help you 24/7, at the touch of a button. BMW Assist eCall includes Automatic Collision Notification, Emergency Request (SOS button) and Customer Relations.



### BMW TELESERVICE.

As you're driving, the intelligent maintenance system, Condition Based Service, constantly monitors your vehicle's service needs. BMW Teleservice checks your vehicle's operating fluids and wear items. When any need replacing, it automatically transmits this data and upcoming service needs to your preferred BMW center. Your BMW Service Advisor then contacts you to set up a convenient appointment, and orders parts beforehand, reducing your service and wait time.



### BMW ONLINE.

BMW Online gives you a personalized internet portal, delivered on the Control Display. Get up-to-date fuel prices and gas station locations; the latest weather forecasts, advisories and warnings; Dow Jones, S&P and NASDAQ indices; and the powerful reach of the Google® data-base. Read or hear news headlines aloud via text-to-speech technology. "Send to Mail" pinpoints your current location and planned destination, and allows you to send the information to any email account. Split-screen functionality lets you use BMW Online in tandem with Navigation maps and instructions, entertainment details and other on-board content.



### BMW APPS.

Access Social Networks, on-demand music and location sharing through your iPhone®, and see them on the Display screen.<sup>1</sup> Tune in to Web radio and search for stations from around the globe by name, location or genre. You can also store your favorite stations, find similar stations, display station information, and change the quality of the audio. Your favorite entries are on your iPhone, so you can take them from one vehicle to another.


<sup>1</sup> Requires BMW Apps option and a compatible phone. Please note:

- A broadband data link is required. The costs for this (e.g., data roaming) are regulated by the customer agreement with the mobile phone service provider.
- Not all features available while vehicle is in motion; see dealer for details.
- Web radio audio quality depends on the bit rate of the station, and data reception depends on your cell service. Data transfer comes over the mobile device.

Get the latest information on BMW standard and optional features, packages and technical specifications. Visit [bmwusa.com](http://bmwusa.com), select the BMW model of your choice, and click on "Features & Specs."

## BMW CONNECTED DRIVE® SERVICES AND APPS: EVERYTHING YOU NEED, INTELLIGENTLY NETWORKED.

Want to find the quickest route around a traffic jam? Not a problem – if you have the BMW Navigation system with Advanced Real Time Traffic Information. Need to send a note to your client? Message Dictation lets you compose and send an email or text message while you concentrate on the road. Tired of the same old playlist? Let the AUPEO! Personal Radio app introduce you to a new world of music. How about finding a French restaurant in a strange city? Let Concierge Services locate it, make a reservation for you, and send the address and phone number directly to your BMW's Navigation system. **BMW ConnectedDrive** services and apps bring a whole new level of convenience and pleasure to your drive wherever you are.



### REMOTE SERVICES.

You're never far from your BMW when you have Remote Services. Locked out? Simply call the BMW Assist™ Response Center and provide your name and password, and they will unlock your driver-side door. If your BMW is stolen, file a police report, then call the BMW Assist Response Center; they will help the police locate your vehicle. (Check with your insurance company to see if this feature qualifies for a premium discount.) With the My BMW Remote app you can control your BMW from your smartphone. Lock your doors remotely; if you can't find your BMW in a parking lot, your screen will pinpoint it on a map – and on some models, even flash its lights.



### ADVANCED REAL TIME TRAFFIC INFORMATION (ARTTI).

This feature, included in the iDrive 4.2 Navigation system for Model Year 2014, makes you aware of traffic congestion in most large cities before you encounter it. This feature displays and describes current local traffic information on your Control Display; in case of delays greater than five minutes, it suggests alternate routes. The latest-generation Navigation system offers numerous upgrades, such as presenting menus in virtual, 3-D spaces; added functions in the split-screen Display; switching quickly from top view to perspective view; using superimposed layers for Advanced Real Time Traffic Information and weather icons; displaying points of interest, and more.



### MOBILE OFFICE.

Use the time you spend in your vehicle even more effectively with BMW's Mobile Office feature.<sup>1</sup> For example, text messages and emails can be transferred from your Bluetooth® paired phone directly to the vehicle's Control Display and can be read back to you aloud using text-to-speech functionality and the vehicle's audio system.

<sup>1</sup> Not all mobile phones are compatible with Mobile Office, and some compatible phones support a limited number of Mobile Office functions. For the complete list of compatible mobile phones and the details regarding which Mobile Office functions are supported by each phone, please visit [bmwusa.com/bluetooth](http://bmwusa.com/bluetooth).



### CONCIERGE SERVICES.

Wherever you travel, friendly Concierge Services representatives assist you with local restaurant and hotel recommendations, movie times and ticket information, flight arrival and departure gates and times, fuel prices and availability, and much more. You can also get the "Points of Interest" (POI) download, which allows the representative to send addresses and phone numbers to your vehicle. This information can also be transferred to your BMW Navigation system for route guidance. Then use your Bluetooth linked mobile phone to make a call.

## DRIVER ASSISTANCE FEATURES: DESIGNED TO ENHANCE YOUR BMW DRIVING EXPERIENCE.

Driving a BMW isn't always the thrill of taking tight corners and accelerating onto a highway. There are the more mundane tasks of, say, finding and maneuvering into a parking space, or exiting an indoor garage onto a busy street and avoiding pedestrians you cannot see. For those times, innovative **BMW ConnectedDrive** driver assistance features make every moment behind the wheel as effortless and enjoyable as possible.



### HEAD-UP DISPLAY.

The BMW Head-up Display uses a multi-color TFT to project the image toward the windshield more in your line of vision, so you can easily keep your eyes on the road while checking important travel information, such as your current speed, Check Control data and Navigation system directional arrows.



### PARKING ASSISTANT.

This driver assistance system searches for suitable parking spots and then steers your vehicle into them. Simply press the "Park Assistant" button, then drive along potential parking spaces on either side of the road, staying below 22 mph and no more than five feet away. Using ultrasonic sensors integrated into the side indicators, the system searches for and measures parking spaces. When a space at least four feet longer than your vehicle is spotted, it is shown on your Control Display. Shift into reverse and Parking Assistant takes control of steering your vehicle into the selected space; you operate the accelerator and brake pedals. The acoustic and visual warnings of Park Distance Control provide assistance.



### DRIVING ASSISTANCE FEATURES.

Numerous BMW ConnectedDrive features help enhance active safety. For example, when your vehicle crosses over lane markings without signaling, **Lane Departure Warning**, a component of Active Driving Assistant, warns you by sending a mild vibration through the steering wheel. **Active Blind Spot Detection**, activated when you use the turn-signal indicator before changing lanes, warns if a vehicle is in your blind spot or approaching at a high speed in the passing lane.



### BMW NIGHT VISION WITH PEDESTRIAN DETECTION.

This feature can scan up to 900 feet ahead using an infrared camera in the front bumper. It can detect people, as well as the direction of their movement, up to approximately 300 feet away and displays their presence on the iDrive screen and Head-up Display. The system gives a visual warning when pedestrians move toward the road, alerting you to potential dangers significantly earlier so you can react more quickly.

Get the latest information on BMW standard and optional features, packages and technical specifications. Visit [bmwusa.com](http://bmwusa.com), select the BMW model of your choice, and click on "Features & Specs."



**BMW EfficientDynamics**  
Less emissions. More driving pleasure.

## BMW EFFICIENT DYNAMICS: MAKING A LITTLE GO A LONG WAY.

BMW was one of the first automotive manufacturers to pursue efficient driving technologies – one part of our award-winning sustainability strategy. BMW EfficientDynamics represents the most comprehensive package of innovative technologies currently in production for reducing fuel consumption and emissions. Our commitment to EfficientDynamics means we are continuously developing innovative systems that bring us closer to our long-term goal of emissions-free mobility. Since 1995 BMW has been able to reduce the CO<sub>2</sub> emissions of its entire fleet by approximately 30 percent, and intends to achieve a further 25 percent reduction by 2020. However, we remain committed to driving pleasure, which is being pursued in different ways.

**Eco-friendly technology.** The development of more efficient vehicles powered by conventional gasoline and diesel engines are continuing challenges. A comprehensive technology directive enables the reduction of fuel consumption and emissions, while at the same time increasing power output and driving enjoyment. These advances are based on innovations such as BMW TwinPower Turbo technology, Brake Energy Regeneration, Air Curtain front apron design, and many others.

**BMW ActiveHybrid.** With the BMW ActiveHybrid 7, BMW ActiveHybrid 5 and BMW ActiveHybrid 3, BMW has impressive hybrid production models in its line. All combine outstanding efficiency with superlative dynamic ability.

**BMW i.** The all-new BMW i brand is launching two completely new vehicle concepts for sustainable mobility in an urban environment; both are an important part of BMW EfficientDynamics technologies. Key features of the BMW i3 and BMW i8 include the use of lightweight materials such as carbon-fiber-reinforced plastic (CFRP), electric drive systems, powerful battery technology and eco-friendly production methods.

[bmwusa.com/i](http://bmwusa.com/i)  
[bmwusa.com/EfficientDynamics](http://bmwusa.com/EfficientDynamics)

## THE 5 SERIES SEDAN'S EFFICIENT DYNAMICS INITIATIVE AT A GLANCE.

### **Auto Start-Stop function.**

Even when idling, such as at a stop sign, an engine burns fuel. The BMW Auto Start-Stop function enhances fuel efficiency by switching off the engine. (The intelligent electronics system first checks the battery charge level and calculates if other electric systems, like the rear-window defroster, need more energy.) Once the brake pedal is released, the engine starts up again almost instantly. A Start-Stop signal in the display indicates the function is active.

### **Brake Energy Regeneration.**

In Brake Energy Regeneration, the alternator generates electricity only when the driver takes his or her foot off the accelerator. Kinetic energy that was previously unharnessed is transformed into electrical energy, then fed into the battery. In this way, electricity is generated without consuming fuel.

### **Aerodynamics.**

Carefully optimized aerodynamics ensure a low drag coefficient – and, therefore, a positive effect on overall efficiency. A host of aerodynamic features in the 5 Series include flat underbody paneling, the optimized design of the front air dam and air intakes, and airflow management measures in the wheel arches.

### **Electric Power Steering.**

Unlike conventional, hydraulic steering systems, electric power steering draws power only during actual steering movements. When the steering wheel position is constant, the electric motor is inactive.

### **BMW TwinPower Turbo technology.**

This innovative turbocharging technology efficiently reclaims the energy contained in exhaust gases by using a twin-scroll charger.

### **8-speed STEPTRONIC automatic transmission.**

The close spacing of gear ratios in this 8-speed automatic transmission makes maximum use of the optimum rev range, reducing fuel consumption and allowing smoother shifts.

### **ECO PRO mode.**

Fuel-consumption-friendly ECO PRO mode adapts accelerator pedal and gearbox responses while also moderating the heating/air conditioning systems to maximize efficiency. The new ECO PRO Route function takes traffic density, individual driving style and local conditions into account, then offers directions optimized for efficiency while adding minimal travel time. The displayed fuel consumption benefit lets you decide whether or not to follow this recommendation.

Not all BMW EfficientDynamics features are available on all models. Please see your authorized BMW center for details.

# BMW ENGINE TECHNOLOGY: A HERITAGE OF INNOVATION. A FUTURE OF SUSTAINABLE EXHILARATION.

From its inception almost a century ago as a manufacturer of aircraft engines, Bavarian Motor Works has been a world leader in engine design. In fact, the innovations shown below were so ahead of their time, BMW engineers still incorporate this technology into today's award-winning powerplants. Over the decades, BMW engines have led to countless wins at the racetrack. Even more important, their smooth, powerful and efficient performance has won over generations of driving enthusiasts. Today, adhering to the EfficientDynamics philosophy, BMW engineers are setting even higher goals: creating an engine template that can be scaled in size and adapted to new fuel sources – all while maintaining legendary BMW performance and efficiency. It's a revolutionary concept that is now becoming reality. Welcome to the exciting future of BMW power.

1936



## SEMI-HEMISPHERICAL VALVE DESIGN.

A design so advanced it helped the BMW 328 Mille Miglia win races in 1936 – and it's still in use today.

1955


## ALL-ALUMINUM V-8 ENGINE.

The BMW 502 applied what is now called "intelligent lightweight engineering" to its then-awesome 160-hp V-8 engine.

1972

## FUEL INJECTION.

The BMW 2002tii featured fuel injection, a technology that would become a crucial building block in BMW EfficientDynamics advances.



## DIGITAL MOTOR ELECTRONICS (DME).

Computerized engine monitoring and control revolutionize the performance, efficiency and reliability of BMW's World Championship-winning Formula 1® racecar.

1981

1992

## MULTI-VALVE TECHNOLOGY.

In every BMW, four valves per cylinder let in more air for greater power, and push out exhaust more easily for greater efficiency.

2006



## ALUMINUM/MAGNESIUM COMPOSITE ENGINE BLOCK.

Technology from 1970s BMW racecar engines, this combines the strength to withstand high-revving performance with efficiency-enhancing light weight.

2007

## TWIN POWER TURBO ENGINES.

BMW twin-scroll turbocharging calls on high-precision direct injection and a host of other innovations for increased power and efficiency – without turbo lag.

2008

## BMW ADVANCED DIESEL WITH BLUE PERFORMANCE TECHNOLOGY.

BMW introduces America to a new form of diesel with amazing torque and power, quiet running, lower emissions and greater efficiency than ever before.

## TODAY: THE BMW TWIN POWER TURBO ENGINE.

Introduced in 2007, TwinPower Turbo technology is incorporated into every new BMW engine, whether gasoline-, diesel- or hybrid-powered. Utilizing BMW high-precision direct injection, Double-VANOS continuously variable camshaft timing, and Valvetronic individual intake valve control, TwinPower Turbo technology delivers vastly increased power, torque and efficiency when compared to normally aspirated engines of the same size.

## BMW GASOLINE-POWERED ENGINES.

Whether configured with four, six, eight or 12 cylinders, the latest BMW gasoline-combustion engines are designed to generate the highest ratio of power and thrilling performance to fuel consumption and emissions.

## BMW ADVANCED DIESEL.

Powerful, fast, quiet and fuel-efficient: these are the traits of BMW Advanced Diesel engines. Thanks to BluePerformance Technology, BMW diesel engines meet emissions standards in all 50 states. Managed by a high-performance electronic engine control unit, the turbocharger develops boost and extra power in immediate response to the smallest tap of the accelerator pedal, and stays strong throughout the rev range where you do most of your driving.

## BMW ACTIVE HYBRID.

BMW ActiveHybrid vehicles blend a TwinPower Turbo engine with an electric motor and high-performance lithium-ion battery. When compared to non-hybrid versions, BMW ActiveHybrid vehicles deliver greater fuel efficiency, fewer emissions and breathtaking acceleration.

## BMW i: BORN ELECTRIC.

BMW i makes its debut with the i3. Powered by an electric motor combined with an innovative lithium-ion battery, the i3 accelerates from 0–60 in approximately 7 seconds. The BMW i8, a plug-in hybrid electric vehicle, races from 0–60 mph in 4.4 seconds. Its 131-hp electric motor powers the front wheels, while a 231-hp three-cylinder gasoline engine turns the rear wheels. Capable of 22 miles of all-electric driving using its lithium-ion battery, it achieves a total average fuel consumption of 94 mpg and a top speed of 75 mph.

445-hp BMW TwinPower Turbo V-8 engine.



## THE EVOLUTION OF BMW EFFICIENT DYNAMICS TECHNOLOGY.

Smaller engines that generate greater power using less fuel.

### 1994 BMW 530i

- 3.0-liter V-8 engine with 5-speed automatic transmission
- 215 horsepower
- 16 city/25 highway mpg<sup>1</sup>
- 0–60 mph: 8.8 seconds<sup>2</sup>

### 2014 BMW 528i

- 2.0-liter inline four-cylinder TwinPower Turbo engine with 8-speed automatic transmission
- 240 horsepower
- 23 city/34 highway mpg<sup>1</sup>
- 0–60 mph: 6.1 seconds<sup>2</sup>

<sup>1</sup> EPA-estimated figures are for comparison purposes only. Your actual mileage will vary, depending on speed, driving habits, trip length and driving conditions; actual mileage may be lower.

<sup>2</sup> BMW AG test results. BMW urges you to obey all posted speed laws and always wear safety belts.

# BMW ACTIVE HYBRID 5. LUXURY MEETS EXHILARATING HYBRID POWER.

Combining sportiness and elegance with BMW's intelligent drive concept, the BMW ActiveHybrid 5 introduces another facet to the 5 Series' confident balancing act of handling, luxury and practicality. Representing the next generation of BMW ActiveHybrids, this first full-hybrid BMW sedan proves it is possible to greatly enhance fuel efficiency without sacrificing thrilling performance. Its intelligent energy management system allows driving on electric power alone for over a distance of 2 to 2.5 miles at speeds up to 37 mph. Calling on combustion and electric power, the BMW ActiveHybrid 5 has a total output of 335 horsepower – and an extra boost function for when even quicker acceleration is needed.

**Auxiliary air conditioning.** This enables the BMW ActiveHybrid 5 to be cooled down a few minutes before you enter the vehicle. This function is handled by a battery-powered electric air conditioning compressor and does not require a single drop of fuel. It can be conveniently activated from a distance, using the vehicle's remote key fob.



**High-performance lithium-ion battery.** This highly efficient, long-life battery supplies the power needed for electric-only driving. Using a more advanced form of Brake Energy Regeneration, this storage unit is recharged while driving, and whenever you lift your foot off the accelerator pedal.

**High-performance hybrid.** The BMW TwinPower Turbo inline six-cylinder engine, combined with the electric motor, delivers significantly reduced fuel consumption along with maximum dynamic performance.

**8-speed automatic transmission.** The tightly spaced 8-speed gear ratios allow the vehicle to make better use of the optimum rev range, enhancing fuel economy and shift comfort. In combination with the Auto Start-Stop function, this increases driving comfort while greatly lowering fuel consumption and emissions.



**Star Spoke (Style 365) 18 x 8.0 light alloy wheels and 245/45 run-flat<sup>1</sup> all-season tires.<sup>2</sup>** These exclusive, innovative aero rims help lower fuel consumption.



**8-speed automatic transmission gear selector** lever features an aluminum surround with special ActiveHybrid 5 signature.




**Aluminum door-sill finishers** with ActiveHybrid 5 lettering lead driver and passengers into an elegant interior marked by quality workmanship.



**ActiveHybrid 5 badging** behind the signature Hofmeister kink, as well as satin aluminum window frames and window recess finishers, identify the special vehicle.



**All-electric driving.** The output of the electric motor allows all-electric driving over longer distances. Using Driving Dynamics Control to activate the ECO PRO mode, the transmission uncouples the engine and shuts it off when you take your foot off the accelerator. This feature enables the BMW ActiveHybrid 5 to "sail" downhill almost silently at speeds of up to 100 mph. When the ECO PRO mode is deactivated, it is possible to sail at speeds of up to 50 mph.



**Boost function.** When required, energy from the high-performance lithium-ion battery is used to enable a short-term 55-horsepower boost. A benefit of this technology is strong and immediate power delivery.

<sup>1</sup> Run-flat tires do not come equipped with a spare tire and wheel.

<sup>2</sup> Please note: Driving over rough or damaged road surfaces, as well as debris, curbs and other obstacles, can cause serious damage to wheels, tires and suspension parts. This is more likely to occur with low-profile tires, which provide less cushioning between the wheel and the road. Be careful to avoid road hazards and reduce your speed, especially if your vehicle is equipped with low-profile tires.


Wheel and tire specifications are subject to change. Get the latest information on BMW standard and optional features, packages and technical specifications. Visit [bmwusa.com](http://bmwusa.com), select the BMW model of your choice, and click on "Features & Specs."





## THE BEST FOUNDATION FOR DYNAMIC PERFORMANCE: A SUPERIOR CHASSIS.

The BMW 5 Series Sedan can be equipped with a whole host of innovative technologies to help you get the most out of each drive. Many of these systems are intelligently networked with each other, maximizing your active safety quotient – and your driving pleasure.



**Integral Active Steering**, in rear-wheel-drive vehicles, delivers more direct response with a small turn of the steering wheel at speeds of up to 30 mph. This feature also steers the rear wheels up to 2.5 degrees in the opposite direction, giving the effect of a shortened wheelbase for enhanced maneuverability. When changing lanes at speeds over 50 mph, both front and rear wheels turn in the same direction, giving the feel of an extended wheelbase.

With **Driving Dynamics Control including ECO PRO mode** you can adjust the driving characteristics of the BMW 5 Series by simply pressing a button. To change engine-throttle response, transmission shift characteristics and power-steering assist, choose from five settings: COMFORT, COMFORT+, SPORT, SPORT+ or ECO PRO mode. In addition, the traction control feature can be disengaged when driving on sand, gravel, or deep or packed snow.

**Adaptive Drive** combines two active chassis control systems, Active Roll Stabilization and Dynamic Damper Control. Adaptive Drive minimizes the tendency of the body to roll, enhancing passenger ride comfort and vehicle agility during sporty driving maneuvers. In constant operation while the vehicle is in motion, it includes Dynamic Drive, an active chassis control system that uses active stabilizers on front and rear axles to counteract body roll when cornering, especially at higher speeds. This helps ensure precise steering and balanced reactions to load changes. Ride-enhancing Dynamic Damper Control instantly adjusts shock absorbers from the softest to the firmest settings. The result is exceptional ride comfort and fluid handling at all times – during changes in vehicle speed, load, or road and driving conditions.

**8-speed Sport Automatic transmission** adjusts to your style – from comfortable cruising to very dynamic driving. To change gears, you can use the selector lever or steering wheel-mounted gear shift paddles. In Sport mode, modified clutch settings allow very quick adjustments in engine speed, for minimal shift times. The close spacing of the eight gears optimizes acceleration, while also maximizing efficiency and comfortable shifting.

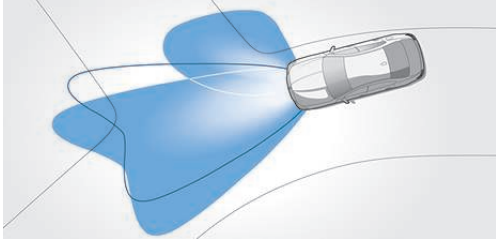
**Dynamic Stability Control (DSC)** helps to stabilize the BMW 5 Series Sedan in just milliseconds when it senses an impending skid. Whenever the system senses over- or under-steer, it modulates engine power and can apply brakes individually to each wheel to help keep the vehicle under control and going in the intended direction. For sportier driving or in deep snow, **Dynamic Traction Control (DTC)** allows increased wheelslip.

In the event of a collision, the 5 Series Sedan's **passive safety** system determines which of six airbags to deploy for optimal protection. An extremely rigid steel “safety cage” surrounds the cabin, with deformable crush tubes front and rear. In a severe crash, impact energy is routed around the cabin and absorbed by the safety cage. In a severe side impact, a reinforcing bar hooks the door to the body, locking them together to make a more rigid passenger cell. When the pressure is released, the system is then designed to snap back so that the doors can open.

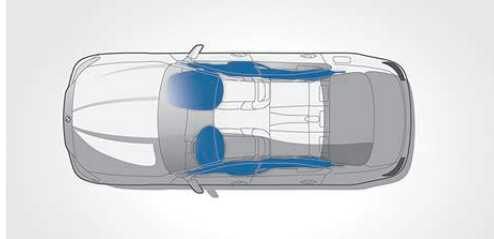
Get the latest information on BMW standard and optional features, packages and technical specifications. Visit [bmwusa.com](http://bmwusa.com), select the BMW model of your choice, and click on “Features & Specs.”

## HIGH-TECH BODYGUARDS: ACTIVE AND PASSIVE SAFETY.

The 5 Series is designed with BMW's full range of standard state-of-the-art active and passive safety technologies. Active safety features, such as Xenon Adaptive Headlights, powerful engines and large brakes, help you see and respond to potentially dangerous situations. Should an accident prove unavoidable, passive safety features, such as airbags and reinforcing bars that hook the doors to the body, are designed to help protect you and your passengers. After a severe impact, a host of features spring into action: the doors automatically unlock, headlights and taillights flash, the starter cable is disconnected from the battery and the fuel supply is cut off. Should any airbags deploy, BMW Assist eCall™ response specialists are automatically alerted and notified of your location.

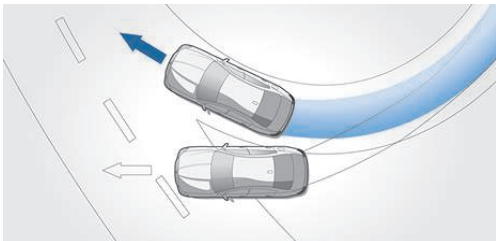


**Adaptive Headlights** for low- and high-beams enhance illumination of the road ahead at night or in poor visibility. Four LED Corona headlight-rings, which can be used as Daytime Running Lights, also serve as parking lights. Adaptive Headlights provide optimum illumination of the road ahead when the car enters a turn. Light distribution is automatically adapted to the road speed and steering angle. Cornering Lights, which are positioned in the two inner headlights, are automatically activated by using the turn indicator or changing the steering wheel angle, even when the vehicle is at rest.



**Airbags.** In the event of a collision, BMW's supplemental restraint system (SRS) determines which airbag(s) to deploy for optimal protection. When a safety belt is used, airbags deploy only at a higher crash severity; the force of the deployment depends upon the severity of the impact. Driver and front passenger airbags, the Curtain System with head airbags as well as front seatback-integrated side airbags provide effective protection for you and your passengers in the event of a collision.

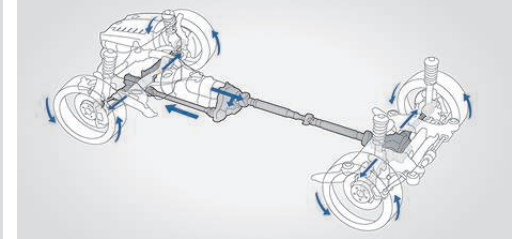
Note: These pictures of airbags are for illustrative purposes only. Depending upon the type of accident, none, some or all airbags may deploy.



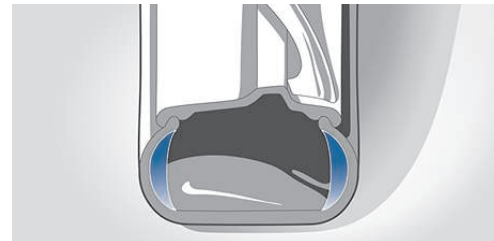
**Dynamic Stability Control (DSC).** This system provides remarkable tenacity on slippery road surfaces. If it senses over- or understeer, it modulates engine power and can apply brakes individually to help keep the vehicle under control and going in the intended direction. Start-off Assistant, a feature of DSC, prevents the vehicle from rolling backward on a hill for 1.5 seconds after taking your foot off the brake. The system also includes Brake Fade Compensation, which lets you use the same amount of pedal force, even when the brakes are heated; Brake Stand-by, which pre-tenses the brakes for quicker action if you suddenly remove your foot from the accelerator pedal; and Brake Drying, which periodically brings the brake pads into contact with the rotors to eliminate accumulated moisture when it rains.



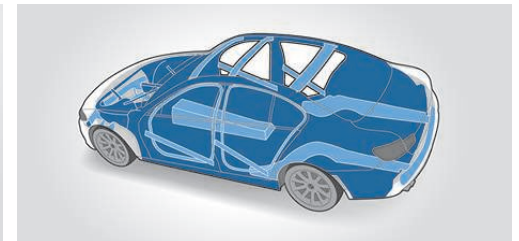
**BMW restraint system** for driver and front passenger combines three-point safety belts, automatic safety-belt pretensioners, and seat bolsters that help prevent occupants from sliding forward. Active Head Restraints in the front seats reduce the risk of whiplash or neck/head/spine injury. When sensors detect a rear-end collision, the headrests automatically and rapidly pivot forward, supporting the occupant's heads.



**xDrive intelligent all-wheel-drive system** provides maximum traction, even in the most slippery conditions. The system monitors data such as engine speed, steering angle, wheel speeds and acceleration. On smooth, dry roads, more power is normally sent to the rear axle, giving vehicles with xDrive the feel of their rear-wheel-drive counterparts. But hit a wet uphill curve, for instance, and even before wheelspin can occur, the system immediately recognizes any need for a change in power distribution. Using a controlled clutch, it sends more torque to the front axle to enhance stability and achieve greater traction.



**Run-flat tires.** Thanks to reinforced sidewalls, run-flat tires maintain their shape and rim position even after suffering a complete loss of tire pressure. They allow you to continue driving at a reduced speed until you reach a safe area to change a tire or wait for Roadside Assistance. The **Tire Pressure Monitor** alerts you when there is a sudden and irregular drop in tire pressure. Should the target pressure of a tire fall below 25 percent, both a warning light and acoustic alarm are triggered.



**Body stiffness.** The intelligent use of high-strength multi-phase steel and aluminum provides a high degree of body stiffness and crash resistance. Components, such as the A-pillars and windshield frame, include special reinforcements to provide optimum occupant protection.

Get the latest information on BMW standard and optional features, packages and technical specifications. Visit [bmwusa.com](http://bmwusa.com), select the BMW model of your choice, and click on "Features & Specs."

## THE NEW BMW 5 SERIES SEDAN.



Welcome to an oasis of superb craftsmanship. In the typical, driving-oriented BMW cockpit, even the center console is inclined towards the driver, with all controls naturally falling into hand. All new 5 Series Sedans now come with a next-generation Navigation system as standard, along with a high-definition 10.2-inch full-color monitor and iDrive system with touchpad Controller; this

is also the means by which you command the many BMW ConnectedDrive® functions. Orchestrate the full, rich sounds of the audio system through the iDrive system – or simpler yet, through the leather-wrapped multi-function steering wheel. Automatic climate control filters and warms or cools incoming air, further enhancing your total sense of well being.



Sophistication with a hint of mystery: the new BMW 5 Series Sedan upholstered in lush Venetian Beige Dakota Leather with high-gloss BMW Individual Piano Finish Black trim. The interior offers plenty of storage built into the center console, compartments in the doors, and throughout the cabin.



Standard on the new BMW 528i and 528i xDrive: V Spoke (Style 236) 17-inch light alloy wheels (above). Shown below: Star Spoke (Style 365) 18-inch light alloy wheels, standard on the 535i, 535i xDrive, 535d and 535d xDrive Sedan.

Leather upholstery: Leather on all seating surfaces; other components may be Leather or SensaTec.

Please note: Driving over rough or damaged road surfaces, as well as debris, curbs and other obstacles, can cause serious damage to wheels, tires and suspension parts. This is more likely to occur with low-profile tires, which provide less cushioning between the wheel and the road. Be careful to avoid road hazards and reduce your speed, especially if your vehicle is equipped with low-profile tires.

Wheel and tire specifications are subject to change. Get the latest information on BMW standard and optional features, packages and technical specifications. Visit [bmwusa.com](http://bmwusa.com), select the BMW model of your choice, and click on "Features & Specs."



The new BMW 535d Sedan, shown in Imperial Blue Metallic paint.

## THE 5 SERIES SEDAN WITH MODERN LINE.

### Interior equipment features:

- Black Dakota Leather upholstery with exclusive stitching
- Ivory White Nappa Leather upholstery with Black dashboard
- Ivory White Nappa Leather upholstery with Oyster dashboard (Note: not available with sport steering wheel)
- Leather-wrapped multi-function sport steering wheel
- Dark Pearl, Dark Wood,<sup>1</sup> or Light Fineline Wood interior trim
- Illuminated door-sill finishers in aluminum with "BMW Modern" lettering
- Signature key fob in Dark Oyster with Pearl Gloss Chrome trim

Leather upholstery: Leather on all seating surfaces; other components may be Leather or SensaTec.

### Exterior equipment features:

- Turbine (Style 452) 18 x 8.0 light alloy wheels and 245/45 run-flat<sup>2</sup> all-season tires<sup>3</sup>
- Turbine (Style 453) 19 x 8.5 light alloy wheels and 245/40 run-flat<sup>2</sup> all-season tires<sup>3</sup>
- Chrome door handles
- Satin Aluminum line exterior trim:
  - Front and rear bumpers
  - Kidney grille slats
  - Window recess covers
  - Window frame
- LED foglights

<sup>1</sup>Not available on 550i models.

<sup>2</sup>Run-flat tires do not come equipped with a spare tire and wheel.

<sup>3</sup>Due to low-profile tires, please note: Driving over rough or damaged road surfaces, as well as debris, curbs and other obstacles, can cause serious damage to wheels, tires and suspension parts. This is more likely to occur with low-profile tires, which provide less cushioning between the wheel and the road. Be careful to avoid road hazards and reduce your speed, especially if your vehicle is equipped with low-profile tires.

Wheel and tire specifications are subject to change. For details on the availability of standard and optional wheels and tires, features, packages and technical specifications, please visit [bmwusa.com](http://bmwusa.com), select the BMW model of your choice, and click on "Features & Specs."



Multi-contour seats upholstered in Ivory White Nappa Leather, complemented with Light Fineline Wood interior trim creates a soothing yet contemporary look.



**Modern Line signature key fob** in Oyster with Pearl Gloss Chrome highlight.



**Turbine (Style 452)** 18 x 8.0 light alloy wheels and 245/45 **run-flat**<sup>2</sup> all-season tires.<sup>3</sup>



**Turbine (Style 453)** 19 x 8.5 light alloy wheels and 245/40 **run-flat**<sup>2</sup> all-season tires.<sup>3</sup>



The BMW 550i xDrive Sedan featuring Modern Line, Jatoba Metallic paint and Turbine (Style 453) light alloy wheels.

## THE 5 SERIES SEDAN WITH LUXURY LINE.

### Interior equipment features:

- Black Dakota Leather upholstery with exclusive stitching
- Venetian Beige Dakota Leather upholstery with exclusive stitching
- Ivory White Nappa Leather upholstery with Black dashboard
- Mocha Nappa Leather upholstery with Black dashboard
- Anthracite Wood or Dark Wood<sup>1</sup> interior trim
- Leather-wrapped multi-function sport steering wheel
- Illuminated door-sill finishers in aluminum with "BMW Luxury" lettering
- Signature key fob in Black with chrome trim

### Exterior equipment features:

- V Spoke (Style 366) 19 x 8.5 light alloy wheels and 245/40 run-flat<sup>2</sup> all-season tires<sup>3</sup>
- Multi Spoke (Style 454) 18 x 8.0 light alloy wheels and 245/45 run-flat<sup>2</sup> all-season tires<sup>3</sup>
- Multi Spoke (Style 455) 19 x 8.5 light alloy wheels and 245/40 run-flat<sup>2</sup> all-season tires<sup>3</sup>
- LED foglights
- Chrome kidney grille bars
- Chrome door handles and rear bumper strip
- Satin Aluminum window surround

<sup>1</sup>Not available on 550i models.

<sup>2</sup>Run-flat tires do not come equipped with a spare tire and wheel.

<sup>3</sup>Due to low-profile tires, please note: Driving over rough or damaged road surfaces, as well as debris, curbs and other obstacles, can cause serious damage to wheels, tires and suspension parts. This is more likely to occur with low-profile tires, which provide less cushioning between the wheel and the road. Be careful to avoid road hazards and reduce your speed, especially if your vehicle is equipped with low-profile tires.

Wheel and tire specifications are subject to change. For details on the availability of standard and optional wheels and tires, features, packages and technical specifications, please visit [bmwusa.com](http://bmwusa.com), select the BMW model of your choice, and click on "Features & Specs."

Leather upholstery: Leather on all seating surfaces; other components may be Leather or SensaTec.



An interior upholstered in supple Venetian Beige Dakota Leather with exclusive stitching makes a refined statement when set off by elegant Dark Wood trim.



**Multi Spoke (Style 454)** 18 x 8.0 light alloy wheels and 245/45 run-flat<sup>2</sup> all-season tires.<sup>3</sup>



**V Spoke (Style 366)** 19 x 8.5 light alloy wheels and 245/40 run-flat<sup>2</sup> all-season tires.<sup>3</sup>



**Multi Spoke (Style 455)** 19 x 8.5 light alloy wheels and 245/40 run-flat<sup>2</sup> all-season tires.<sup>3</sup>



**Signature key fob** in Black with chrome trim.



The BMW 528i Sedan featuring Luxury Line, Callisto Grey Metallic paint, and Multi Spoke (Style 454) light alloy wheels.

## THE 5 SERIES SEDAN WITH M SPORT.

### Interior equipment features:

- Black Dakota Leather upholstery with exclusive stitching
- Venetian Beige Dakota Leather upholstery with exclusive stitching
- Ivory White Nappa Leather upholstery with Black dashboard
- Mocha Nappa Leather upholstery with Black dashboard
- Leather-wrapped multi-function M sport steering wheel
- Aluminum Hexagon, Dark Wood, Anthracite Wood or Light Finesline Wood interior trim
- Anthracite headliner
- Door-sill finishers in aluminum with the BMW "M" logo

Leather upholstery: Leather on all seating surfaces; other components may be Leather or SensaTec.

### Exterior equipment features:

- Double Spoke (Style 613M) 18 x 8.0 light alloy wheels and 245/45 run-flat<sup>1</sup> all-season tires<sup>2</sup>
- Double Spoke (Style 613M) 18 x 8.0 front, 18 x 9.0 rear light alloy wheels and 245/45 front, 275/40 rear run-flat<sup>1</sup> performance tires<sup>2,3</sup> (includes increased top-speed limiter)
- Double Spoke (Style 351M) 19 x 8.5 light alloy wheels and 245/40 run-flat<sup>1</sup> all-season tires<sup>2</sup>
- Double Spoke (Style 351M) 19 x 8.5 front, 19 x 9.0 rear light alloy wheels and 245/40 front, 275/35 rear run-flat<sup>1</sup> performance tires<sup>2,3</sup> (includes increased top-speed limiter)
- LED foglights
- Aerodynamic kit (includes front apron with larger air inlets, side sills with additional lighting edge, and rear apron with diffusor insert in Dark Shadow Metallic)
- High-gloss shadowline trim

<sup>1</sup>Run-flat tires do not come equipped with a spare tire and wheel.

<sup>2</sup>Due to low-profile tires, please note: Driving over rough or damaged road surfaces, as well as debris, curbs and other obstacles, can cause serious damage to wheels, tires and suspension parts. This is more likely to occur with low-profile tires, which provide less cushioning between the wheel and the road. Be careful to avoid road hazards and reduce your speed, especially if your vehicle is equipped with low-profile tires.

<sup>3</sup>Performance tires are not recommended for driving in snow and ice.

Wheel and tire specifications are subject to change. For details on the availability of standard and optional wheels and tires, features, packages and technical specifications, please visit [bmwusa.com](http://bmwusa.com), select the BMW model of your choice, and click on "Features & Specs."



The athletic nature of the 5 Series Sedan interior is turbocharged with an M sport steering wheel, Aluminum Hexagon trim, and an Anthracite headliner.



Door-sill finishers in aluminum with the BMW "M" logo.



**Double Spoke (Style 613M)** light alloy wheels. With **run-flat<sup>1</sup> performance tires<sup>2,3</sup>**: 18 x 8.0 front, 18 x 9.0 rear and 245/45 front, 275/40 rear tires. (Includes increased top-speed limiter.) With **run-flat<sup>1</sup> all-season tires<sup>2</sup>**: 18 x 8.0 and 245/45 tires.



**Double Spoke (Style 351M)** light alloy wheels. With **run-flat<sup>1</sup> performance tires<sup>2,3</sup>**: 19 x 8.5 front, 19 x 9.0 rear and 245/40 front, 275/35 rear tires. (Includes increased top-speed limiter.) With **run-flat<sup>1</sup> all-season tires<sup>2</sup>**: 19 x 8.5 and 245/40 tires.



The BMW 535i Sedan with M Sport in Carbon Black Metallic paint.



## BMW Individual. The most exclusive way to drive a BMW.

For those who dream of a vehicle that reflects their own unique personality, there is BMW Individual.

The BMW Individual collection of exclusive paints, leathers and trims takes the BMW 5 Series to all-new heights of quality and luxury. Only the finest, perfectly matched materials are selected to create each expertly handcrafted interior.

BMW Individual exterior colors are noted for their brilliant, iridescent effects. For example, BMW Individual Citrin Black Metallic is inspired by the citrine, a gemstone that is extremely rare in its natural form. The stone owes its characteristic yellow color to microscopic embedded particles. A similar effect is created by the pigment in the paint that makes the surface appear as if gold dust is glimmering through the deep Olive Black, giving the BMW Individual 5 Series its brilliant gleam.

This effect is beautifully set off by the lush BMW Individual Extended Merino Leather, with its velvet-smooth appearance and exceptional softness. Both qualities are due to the unique origins of the leather. Even in the material selection process, the most meticulous standards are applied. In its most

natural condition, the Merino Leather undergoes the elaborate process of barrel pigmentation and perfect craftsmanship to ensure a smooth, open-pored structure and unmistakable softness. Available in an alluring spectrum of colors, it combines with a choice of Dark Red Sycamore Wood or Piano Finish Black interior trim to stunning effect.

Leather upholstery: Leather on all seating surfaces; other components may be Leather or Sensafec.

**BMW Individual Extended Merino Leather upholstery in Cashmere Beige with Black, highlighted by Dark Red Sycamore Wood trim and a steering wheel with rich wood inlay.**



Get the latest information on BMW standard and optional features, packages and technical specifications. Visit [bmwusa.com](http://bmwusa.com), select the BMW model of your choice, and click on "Features & Specs."



Formulated to create brilliant highlights and rich shadows, BMW Individual Frozen Bronze Metallic paint showcases the sophisticated forms of the 5 Series Sedan.



BMW Individual Extended Merino Leather is available in (top to bottom) Cashmere Beige, Amaro Brown, Champagne, Silk Gray, Platinum and Nutmeg.

BMW Individual Frozen Bronze Metallic paint.




The BMW Individual 5 Series interior puts you in the lap of luxury, made even more entertaining with the addition of BMW ConnectedDrive® features and the full, rich sound of the audio system.



# BMW 5 SERIES SEDAN.

## Exterior colors.



**300** Alpine White (Non-metallic)



**A52** Space Gray Metallic



**B64** Callisto Gray Metallic



**668** Black (Non-metallic)



**A90** Dark Graphite Metallic



**B65** Jatoba Metallic



**475** Black Sapphire Metallic



**A89** Imperial Blue Metallic



**A96** Mineral White Metallic



**416** Carbon Black Metallic



**A83** Glacier Silver Metallic



**B40** Liquid Blue Metallic




**A72** Cashmere Silver Metallic

## Upholstery colors and materials.



**LCSW** Black Dakota Leather



**LCLZ** Black Dakota Leather with exclusive stitching¹



**K8DF** Venetian Beige SensaTec




**LCDF** Venetian Beige Dakota Leather



**LCLY** Venetian Beige Dakota Leather with exclusive stitching²



**K8SW** Black SensaTec



**LCEZ** Cinnamon Brown Dakota Leather

## Interior trims.



**4BN** Dark Wood

<sup>1</sup>Standard only on 535 models.

<sup>2</sup>Standard only on Active Hybrid 5.

Leather upholstery: Leather on all seating surfaces; other components may be Leather or SensaTec.

The pages in this section of the brochure show available colors and materials for the BMW 5 Series Sedan. Use these samples to compare paint, upholstery, trim colors and combinations. Please note that these samples are representations; they are not exact reproductions. To see the actual colors, visit your local BMW center. They will be happy to show you original samples and assist you with special requests.

For details on the availability of standard and optional exterior paints and upholstery materials and colors, please visit [bmwusa.com/byo](http://bmwusa.com/byo).



### Luxury Line. Upholstery colors.



**LZMW** Mocha Nappa Leather with Black dashboard



**LCLZ** Black Dakota Leather with exclusive stitching



**LCLY** Venetian Beige Dakota Leather with exclusive stitching



**LZET** Ivory White Nappa Leather with Black dashboard

### Modern Line. Upholstery colors.



**LCLZ** Black Dakota Leather with exclusive stitching



**LZEO** Ivory White Nappa Leather with Oyster dashboard



**LZEU** Ivory White Nappa Leather with Black dashboard

### M Sport. Upholstery colors.



**LCLZ** Black Dakota Leather with exclusive stitching



**LCLY** Venetian Beige Dakota Leather with exclusive stitching



**LZET** Ivory White Nappa Leather with Black dashboard



**LZMW** Mocha Nappa Leather with Black dashboard

### Luxury Line. Interior trims.



**4BN** Dark Wood



**4CE** Anthracite Wood

### Modern Line. Interior trims.



**4DZ** Dark Pearl




**4BN** Dark Wood



**4CK** Light Finline Wood

### M Sport. Interior trims.



**4MR** Aluminum Hexagon



**4BN** Dark Wood



**4CE** Anthracite Wood



**4CK** Light Finline Wood


### BMW Individual. Exterior colors.




BMW Individual



**S34** Azurite Black Metallic



**X02** Citrin Black Metallic



**X04** Moonstone Metallic



**X08** Champagne Quartz Metallic



**X11** Frozen Bronze Metallic



**X13** Pyrite Brown Metallic


### BMW Individual. Upholstery colors.



**ZAC8** Platinum Extended Merino Leather



**ZAP5** Amaro Brown Extended Merino Leather



**ZAP6** Champagne/Black Extended Merino Leather



**ZAP7** Silk Gray/Black Extended Merino Leather



**ZAKO** Cashmere Beige/Oyster Extended Merino Leather



**ZAML** Nutmeg Extended Merino Leather



**ZAKS** Cashmere Beige/Black Extended Merino Leather

### BMW Individual. Interior trims.



**XE5** Dark Red Sycamore Wood



**XE7** Piano Finish Black

Leather upholstery: Leather on all seating surfaces; other components may be Leather or SensaTec.

The pages in this section of the brochure show available colors and materials for the BMW 5 Series Sedan. Use these samples to compare paint, upholstery, trim colors and combinations. Please note that these samples are representations; they are not exact reproductions. To see the actual colors, visit your local BMW center. They will be happy to show you original samples and assist you with special requests.

For details on the availability of standard and optional exterior paints and upholstery materials and colors, please visit [bmwusa.com/byo](http://bmwusa.com/byo).

## Equipment features and options.



**Adaptive LED Headlights** for both high and low beams project an intense white light that simulates daylight for excellent visibility. Convenient features that improve visibility include Automatic headlights, Adaptive turning, Cornering Lights, four Corona headlight-rings, and Automatic high beams.

**Xenon low- and high-beam headlights** illuminate the road ahead and to the side with brilliant clarity. An auto-leveling feature adjusts for varying passenger and cargo loads. **LED Corona headlight-rings** that circle both headlights and high beams also act separately as Daytime Running Lights and parking lights.



**Taillight cluster** with taillight, brakelight and turn-signal indicators incorporate LED technology for greater visibility.

**Adaptive Brakelights** warn following vehicles by increasing in brightness when the intensity of your braking action is increased.



**Heated, power-adjustable, folding exterior mirrors** feature a body-color upper section, black bottom, and LED turn indicators. Passenger-side mirror tilts down when parking. **Automatic dimming** cuts headlight glare from any following vehicles.



**LED foglights** match the color of the LED or Xenon headlights. Their bright white light helps when visibility is low.



**Shadowline trim** adds the sporting look of black high-gloss finish to the front and rear side-window frames, side-view mirror frames and base, B-pillar trim, and rear-door window guides.



**Satin Aluminum trim** adds a sophisticated shine to window side frames and recess covers.



The **headlight washing system** maximizes illumination of the road ahead in all weather. When the windshield washer function is activated, headlights are also automatically cleaned.



**xDrive** is an intelligent all-wheel-drive system that distributes drive power flexibly and variably to the front and rear axles for maximum traction, directional stability and driving safety in every road situation.



**Rain sensor** monitors the intensity of the rain and automatically regulates the windshield wiper interval. It also automatically turns on the low beams when needed.

**Automatic high beams** continuously monitor the ambient light, turning the high beams on when needed, and off when there is oncoming traffic, for optimum illumination.



**Two-way power glass moonroof** with remote, expanded one-touch operation slides back or tilts up to let in as much fresh air and sky as you like, while the wind deflector helps keep the interior breeze-free. A sliding interior sunshade shields passengers from sun heat and glare.



**Round chrome-finish tailpipes** are positioned on the left and right sides of the 535i, 535i xDrive and Active-Hybrid 5. On the 528i, 528i xDrive, 535d and 535d xDrive the two tailpipes are together.



**Tailpipes.** The 550i and 550i xDrive display two rhombus-shape tailpipes covered with a chrome frame – one on the left, one on the right.

## Equipment features and options.



**V Spoke (Style 236)** 17 x 8.0 light alloy wheels and 225/55 **run-flat**<sup>1</sup> all-season tires.<sup>2</sup>



**V Spoke (Style 328)** 18 x 8.0 light alloy wheels and 245/45 **run-flat**<sup>1</sup> all-season tires.<sup>2</sup>



**Streamline (Style 364)** 18 x 8.0 light alloy wheels and 245/45 **run-flat**<sup>1</sup> all-season tires.<sup>2</sup>



**Star Spoke (Style 365)** 18 x 8.0 light alloy wheels and 245/45 **run-flat**<sup>1</sup> all-season tires.<sup>2</sup>

<sup>1</sup> Run-flat tires do not come equipped with a spare tire and wheel.

<sup>2</sup> Due to low-profile tires, please note: Driving over rough or damaged road surfaces, as well as debris, curbs and other obstacles, can cause serious damage to wheels, tires and suspension parts. This is more likely to occur with low-profile tires, which provide less cushioning between the wheel and the road. Be careful to avoid road hazards and reduce your speed, especially if your vehicle is equipped with low-profile tires.

<sup>3</sup> Performance tires are not recommended for driving in snow and ice.

## Luxury Line.



**Multi Spoke (Style 454)** 18 x 8.0 light alloy wheels and 245/45 **run-flat**<sup>1</sup> all-season tires.<sup>2</sup>



**Multi Spoke (Style 455)** 19 x 8.5 light alloy wheels and 245/40 **run-flat**<sup>1</sup> all-season tires.<sup>2</sup>



**V Spoke (Style 366)** 19 x 8.5 light alloy wheels and 245/40 **run-flat**<sup>1</sup> all-season tires.<sup>2</sup>

## Modern Line.



**Turbine (Style 452)** 18 x 8.0 light alloy wheels and 245/45 **run-flat**<sup>1</sup> all-season tires.<sup>2</sup>



**Turbine (Style 453)** 19 x 8.5 light alloy wheels and 245/40 **run-flat**<sup>1</sup> all-season tires.<sup>2</sup>

## M Sport.



**Double Spoke (Style 613M)** light alloy wheels. With **run-flat**<sup>1</sup> performance tires<sup>2, 3</sup>: 18 x 8.0 front, 18 x 9.0 rear and 245/45 front, 275/40 rear tires. (Includes increased top-speed limiter.) With **run-flat**<sup>1</sup> all-season tires<sup>2</sup>: 18 x 8.0 and 245/45 tires.



**Double Spoke (Style 351M)** light alloy wheels. With **run-flat**<sup>1</sup> performance tires<sup>2, 3</sup>: 19 x 8.5 front, 19 x 9.0 rear and 245/40 front, 275/35 rear tires. (Includes increased top-speed limiter.) With **run-flat**<sup>1</sup> all-season tires<sup>2</sup>: 19 x 8.5 and 245/40 tires.

## BMW Individual.



**V Spoke (Style 349 I)** 19 x 8.5 Individual light alloy wheels and 245/40 **run-flat**<sup>1</sup> all-season tires.<sup>2</sup>

Wheel and tire specifications are subject to change. For details on the availability of standard and optional wheels and tires, features, packages and technical specifications, please visit [bmwusa.com](http://bmwusa.com), select the BMW model of your choice, and click on "Features & Specs."

## Equipment features and options.



**Three-spoke leather-wrapped multi-function steering wheel** provides buttons on the left for cruise control functions, and buttons on the right for adjusting all audio-related functions, including a BMW-tested mobile phone.



**M leather-wrapped multi-function steering wheel** includes larger thumb rests and a thicker rim for better grip and a more sporty look (gear shift paddles included with Sport Automatic transmission).



**Three-spoke leather-wrapped multi-function sport steering wheel** features power tilt/telescoping adjustments. **Steering wheel heating** warms up the rim in seconds at the touch of a button.



**BMW Individual three-spoke multi-function sport leather steering wheel** with Piano Finish Black wood ring inlay.



**Ambiance lighting** adds the illumination of a white or classic orange light that runs from front to rear beneath the inner door ledge. Interior lighting also includes soft white rear reading and footwell lights, illumination of the front center armrest storage compartment, indirectly lit door pockets, exit lights, and proximity illumination in the outside door handles. **Interior lighting** also includes two visor mirror lights and illumination of the glovebox and trunk.



**20-way power Multi-contour front seats** conform to your body to provide optimum support and comfort over long distances. In addition to horizontal, vertical and angled adjustments, Multi-contour seats include an articulated upper backrest, Comfort headrest (two-way power, two-way manual "relax headrest"), power-adjustable side bolsters and four-way power lumbar support. Both driver's and front-passenger's seats include memory function.

**Active front seats** imperceptibly raise and lower the left and right halves of the seating surface. This movement keeps the spine in motion, exercising various support muscles to help reduce fatigue on longer trips.



**6-speed manual transmission** delivers a precise, athletic feel. Its responsiveness is due, in part, to the synchronization of shifts from neutral to each gear. The shortened shift lever and "throw" add to the sporty feel of the gearbox. The sixth gear drops revs at highway speeds for smooth cruising and better fuel economy.



**8-speed STEPTRONIC automatic transmission** with Adaptive Transmission Control (ATC) provides extremely fast synchronized shifting in either the Sport or Manual shift mode. By increasing the number of gears to eight, the transmission provides a more efficient shifting sequence; thanks to the new coasting function, it also offers improved fuel economy.



**10-way power-adjustable driver's and front passenger's seats** with memory system for driver's seat, steering wheel and outside mirrors. **Heated front seats** and **heated rear seats** are a welcome feature in cooler weather. With the touch of a button, left- and right-seat occupants can individually select their preferred level of warmth.



**8-speed Sport Automatic transmission** with Adaptive Transmission Control (ATC) provides extremely fast synchronized shifting in either the Sport or Manual shift mode; racing-inspired steering wheel-mounted paddles are also included. New in the 550i and 550i xDrive: Launch Control, for optimized traction and maximum dynamics when accelerating from a standstill.




**Driving Dynamics Control** adjusts driving characteristics by pressing a button to select one of five settings. Choosing COMFORT, COMFORT+, SPORT, SPORT+ or ECO PRO mode adjusts the engine-throttle response, shift characteristics and power-steering assist. Another button disengages the traction control feature when driving on sand, gravel, or deep or packed snow.



**Power seat adjustment** with memory function allows you to customize and save settings for the driver's seat configurations, steering wheel position and side mirrors.

**Lumbar support** in the front seats adds four-way power-adjustable support for the lower back. Lumbar positions can be customized with up/down and in/out adjustments.

## Equipment features and options.



**Head-up Display** projects important travel information, such as current speed and Check Control data, on the windshield directly in your line of vision in full color. Also displayed are directional arrows from the Navigation system, Speed Limit Info, and other driving warnings, as well as radio stations, music and phone lists.



**Driver Assistance Plus Package** increases your active safety quotient in all types of traffic situations, with Active Blind Spot Detection, Side- and Top-view Cameras, and Speed Limit Info. It also includes the full collection of Active Driving Assistant features: Lane Departure Warning, Frontal Collision Warning, Pedestrian Warning, and City Collision Mitigation.



**Speed Limit Info** uses a camera installed close to the rear-view mirror to monitor posted speed-limit signs. Together with information supplied by the on-board Navigation system, it displays posted speed limits on the instrument cluster display and also in the Head-up Display.



**Active Cruise Control with Stop & Go** lets you preset desired speed and following distance. When it recognizes slower vehicles ahead, it reduces your speed to maintain the preset distance, and can even bring you to a complete stop if traffic calls for it. Active Cruise Control also includes the Active Driving Assistant features.



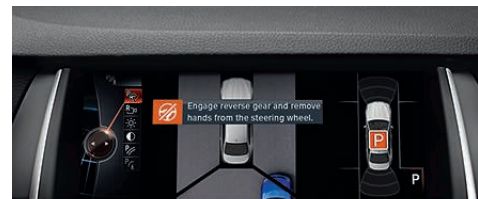
**Black Panel Display** shows a matte black surface when the ignition is off, with only the chrome rings of the circular instruments visible in 3-D. Switched on, the graphics display lights up, showing the trip computer and Check Control information; below the four analog dials is a high-res, wide-format Info Display that shows Navigation instructions, music tracks, etc. When ECO PRO mode is active, ECO PRO tips use graphics to encourage a more efficient driving style.



**Lane Departure Warning**,<sup>2</sup> one of the features of Active Driving Assistant, senses when your vehicle is crossing over roadway lane markings or is changing lanes without signaling, and warns you by sending a mild vibration through the steering wheel. The system can be turned on and off via a button near the steering wheel.

<sup>1</sup> Cruise control is not a substitute for the driver's own responsibility in adjusting speed and otherwise controlling the vehicle. After evaluating the road, traffic and visibility conditions, the driver must decide whether and how the system is used.

<sup>2</sup> Requires clearly definable lane markings that are not obscured by rain, snow, etc. The feature is not a substitute for the driver's own responsibility in maintaining safe control of the vehicle.



**Rear-view Camera** shows on the Control Display the area behind your vehicle. Guidelines indicate if your vehicle can fit in a parking space, and display parking turn angles. The Rear-view Camera is activated by engaging reverse gear. **Park Distance Control (PDC)** helps you judge distance to other vehicles and unseen objects when parking. The warning beeps come faster as the bumper approaches the object, turning into a constant tone at less than 12 inches. **Side- and Top-view Cameras** display video images of traffic approaching the front of the vehicle from the sides, such as when exiting a garage or parking space. The Top-view Camera provides birdseye video images of the road alongside the doors, taken by cameras positioned in the exterior mirrors.



BMW's iDrive 4.2 **Navigation system** guides you to your destination, which is displayed on a high-resolution 10.2-inch screen. The 200 GB hard-drive-based system features include 3-D daytime and nighttime maps, zoom and satellite images, travel planner, and a split-screen view. It also offers Voice command for convenient, hands-free operation, and 20 GB of storage for your favorite media files. Advanced Real Time Traffic Information (ARTTI) displays and describes current local traffic information on your Control Display. In case of delays greater than five minutes, it suggests alternate routes.

**Parking Assistant** makes parking a breeze by searching for suitable parking spots and then steering your vehicle into them. Simply press the "Park Assistant" button, then drive along potential parking spaces on the left or right side of the road, staying below 22 mph and no more than five feet away. Using ultrasonic sensors integrated into the side indicators, the system searches for and measures parking spaces. When a space at least four feet longer than your vehicle is spotted, it is shown on your Control Display. Shift into reverse and Park Assistant takes control of steering your vehicle into the selected space; you operate the accelerator and brake pedals. The acoustic and visual warnings of Park Distance Control (PDC) provide assistance.



**iDrive touchpad Controller** allows intuitive, convenient operation of the iDrive system. Using the Controller-integrated touchpad, you can enter destination addresses for the Navigation system by using your own handwriting, while the input is conveniently shown in the Control Display.

Get the latest information on BMW standard and optional features, packages and technical specifications. Visit [bmwusa.com](http://bmwusa.com), select the BMW model of your choice, and click on "Features & Specs."

## Equipment features and options.



**2-zone automatic climate control** allows driver and front passenger to select individual temperatures and choice of fan speeds, as well as choose automatic or manual airflow and recirculation. The automatic recirculation control activates whenever certain air pollutants are detected. The system also offers a mist-up sensor, solar sensor and residual heat use.



**4-zone automatic air conditioning** builds on the 2-zone system with air vents in the B-pillar and at the rear of the center console, to ensure virtually draftless ventilation for rear-seat passengers. Additionally, the temperature in both the left and right rear cabin can be tailored via two control dials with displays.



**Bang & Olufsen® High-End Surround Sound System** offers superior acoustics, thanks to innovative Dirac Dimensions™ signal processing and 16 speakers with a total output of 1,200 watts, including a retractable center speaker. This houses the midrange speaker and the Acoustic Lens Technology that ensures consistent sound quality at all seats. You have the choice between two sound settings: "Studio" for particularly crisp sound and "Expanded" for a more open sound space. The speakers' lighting completes this audiovisual experience.



**Rear-seat entertainment** includes two freestanding, tablet-style 9.2-inch color screens integrated into the back of the front seats. The system includes a remote Controller and headphone jacks.



**Harman Kardon® Surround Sound system** is a 16-speaker system with 600-watt digital amplifier and Dirac signal processing that outputs reproduction of the surround information contained in the stereo signal in a nine-channel format, as well as 5.1 surround sound from a DVD source. The system also compensates for driving noise in smooth steps with speed-dependent equalizing.



**Automatic trunk-lid operation** makes opening and closing easy. All it takes is a simple press of a button on the A-pillar on the driver's side or on the vehicle key. A button in the trunk lid also makes closing easy.



**Automatic soft-close** doors use small electric motors to gently pull all four doors shut the last few inches.




**Through-loading system** includes a 60/40 split-folding rear seat for greater flexibility in seating and cargo combinations. The center armrest includes an integrated storage compartment with two cupholders; a matching ski and snowboard bag is available from Original BMW Accessories.



**Power rear sunshade** can be extended with the touch of a button to protect the cabin from the sun's rays in warm weather, or retracted to allow the sun to help warm the interior in colder weather. **Manual rear side sunshades** keep the sun's heat and glare away from the rear cabin while maintaining your privacy. When not in use, they conveniently disappear into the side doors.



**Comfort access system** offers convenient keyless access to the driver's door, front passenger door and trunk when you carry the remote key in a pocket or purse, simply by touching the door handle. The hands-free trunk-lid opening function automatically unlocks and opens the trunk when you move your foot under the center of the rear bumper. Repeat the motion to close the trunk.



**BMW Welt**, the experience and delivery center in Munich, is the starting point of your adventure when you opt for BMW European Delivery. To learn more, visit [bmwusa.com/europeandelivery](http://bmwusa.com/europeandelivery).

## Original BMW Accessories.



V Spoke (Style 464M) 20-inch M Performance Liquid Black light alloy wheels.



**Snap-in Adapter with USB interface** plays stored music through your vehicle speakers, charges the phone and accesses the car antenna for better reception.

Driving a BMW is always a special experience, which can be enhanced even further with Original BMW Accessories. Benefit from innovative solutions combining unique ideas, stunning design and supreme functionality. Discover the wide range of Original BMW Accessories available to you, enhancing such vehicle aspects as the exterior, interior, technology, transporters, protection and other details to customize your vehicle. For more information please visit

shopbmwusa.com

60 61 Original BMW Accessories | Build Your Own



**Travel & Comfort System folding table** offers rear-seat passengers a practical surface on any trip. Adjustable for both height and angle, it attaches easily to the front-seat headrest bars.<sup>1</sup>



**BMW M Performance Carbon Fiber Rear Spoiler** is produced using a Reaction Injection Molding process. This lightweight spoiler is designed to perfectly match other M Performance Aerodynamic components.



**Travel & Comfort System coat hanger** lets you transport clothes without creasing. Can also be detached for use outside the car. Attaches easily to front headrest bars.<sup>1</sup>



**BMW iPad® holder** rotates 360° – perfect for watching films, etc. Easily attaches to front headrest bars.<sup>1</sup>

<sup>1</sup> Not for vehicles equipped with optional factory rear-seat entertainment.

## BUILD YOUR OWN BMW – AT BMWUSA.COM/BYO.



At BMW, we want you to create your own Ultimate Driving Machine.<sup>®</sup> That's why BMW offers one of the widest model ranges of any luxury automotive manufacturer. And each BMW model offers its own universe of personalizing possibilities.

It's easy to get the latest information on your favorite BMW model, whether you're at your desk or on the go. Visit [bmwusa.com](http://bmwusa.com) on your computer, tablet or smartphone, and click on the BMW model of your choice. Select "**Features & Specs**" to see all the standard features and available options and packages, as well as technical specifications.

You can then create the exact BMW model that fulfills your needs by clicking on "**Build Your Own**" – or visiting [bmwusa.com/byo](http://bmwusa.com/byo). Here you'll be able to select from among the many interior and exterior colors and trims, personalizing options and value-added packages. Build a BMW model that reflects your style, then view it in 360° detail. At the press of a button, see payment and financing options, get a same-day quote, download a product brochure and even schedule a test drive. BMW makes it easier than ever to make your ultimate driving dreams come true, at [bmwusa.com](http://bmwusa.com).

		<b>528i</b>	<b>528i xDrive</b>	<b>535i</b>	<b>535i xDrive</b>	<b>550i</b>	<b>550i xDrive</b>	<b>535d</b>	<b>535d xDrive</b>	<b>ActiveHybrid 5</b>
--	--	-------------	--------------------	-------------	--------------------	-------------	--------------------	-------------	--------------------	-----------------------

Weight										
Unladen weight	lbs	3814	4001	3957 <sup>1</sup>	4156	4277	4431	4085	4255	4288
Weight distribution, front/rear	%	49.4/50.6	50.1/49.9	50.4/49.6 <sup>2</sup>	51.7/48.3	51.5/48.5	53.0/47.0	50.4/49.6	51.6/48.4	48.6/51.4

Engine										
Cylinders/valves per cylinder		4/4	4/4	6/4	6/4	8/4	8/4	6/4	6/4	6/4
Displacement	cc	1997	1997	2979	2979	4395	4395	2993	2993	2979
Bore/stroke	inch	3.3/3.5	3.3/3.5	3.3/3.5	3.3/3.5	3.3/3.5	3.3/3.5	3.3/3.5	3.3/3.5	3.3/3.5
Nominal output	hp	240	240	300	300	445	445	255 <sup>3</sup>	255 <sup>3</sup>	335
	rpm	5000–6500	5000–6500	5800–6000	5800	5500–6000	5500–6000	4000 <sup>3</sup>	4000 <sup>3</sup>	5800–6000
Max. torque	lb-ft	260	260	300	300	480	480	413 <sup>3</sup>	413 <sup>3</sup>	300
	rpm	1250–4800	1250–4800	1300–5000	1300–5000	2000–4500	2000–4500	1500–3000 <sup>3</sup>	1500–3000 <sup>3</sup>	1300–5000
Compression ratio	:1	10.0	10.0	10.2	10.2	10.0	10.0	16.5	16.5	10.2

Transmission										
Gear ratios	IV/III:1	4.71/3.14/2.11	4.71/3.14/2.11	4.71/3.14/2.11 <sup>4</sup>	4.71/3.14/2.11	4.71/3.14/2.11	4.71/3.14/2.11	4.71/3.14/2.11	4.71/3.14/2.11	4.71/3.14/2.11
	IV/V/VI:1	1.67/1.29/1.00	1.67/1.29/1.00	1.67/1.29/1.00	1.67/1.29/1.00	1.67/1.29/1.00	1.67/1.29/1.00	1.67/1.29/1.0	1.67/1.29/1.0	1.67/1.29/1.0
	VII/VIII/R:1	0.84/0.67/3.30	0.84/0.67/3.30	0.84/0.67/3.30	0.84/0.67/3.30	0.84/0.67/3.32	0.84/0.67/3.30	0.84/0.67/3.32	0.84/0.67/3.32	0.84/0.67/3.32
Final drive ratio	:1	3.23	3.23	3.08	3.08	2.81	2.81	2.65	2.65	2.93

Performance										
Top speed <sup>d</sup>	mph	130 [155]	130 [150]	130 [155]	130 [155]	130 [155]	130 [155]	130 [155]	130 [155]	130 [150]
Acceleration 0-60 mph <sup>e</sup>	sec	6.1	6.2	5.5 <sup>7</sup>	5.4	4.5	4.3	5.8	5.7	5.7
Drag coefficient	C <sub>d</sub>	0.27	0.27	0.27	0.27	0.29	0.30	0.27	0.28	0.27

Fuel consumption										
City/highway <sup>f</sup>	mpg	23/34	22/33	20/30	20/29	17/25	16/24	26/38	26/37	23/30
Fuel tank capacity, approx.	gal	18.5	18.5	18.5	18.5	18.5	18.5	18.5	18.5	17.7

Wheels and tires										
Wheel dimensions		17 x 8.0	17 x 8.0	18 x 8.0	18 x 8.0	18 x 8.0	18 x 8.0	18 x 8.0	18 x 8.0	18 x 8.0
Material		light alloy	light alloy	light alloy	light alloy	light alloy	light alloy	light alloy	light alloy	light alloy
Tire dimensions		225/55	225/55	245/45	245/45	245/45	245/45	245/45	245/45	245/45

Figures in [ ] apply to vehicles with M Sport and performance tires.

<sup>1</sup> Automatic transmission; 535i with 6-speed manual transmission: 3924

<sup>2</sup> Automatic transmission; 535i with 6-speed manual transmission: 50.6/49.4.

<sup>3</sup> BMW AG preliminary test results.

<sup>4</sup> Automatic transmission; 535i with 6-speed manual transmission: 4.11/2.32/1.54/1.18/1.00/0.85/3.73. Final drive ratio: 3.23.

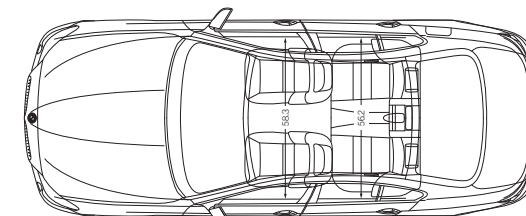
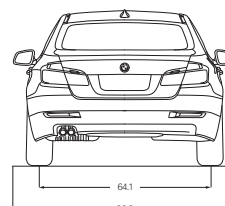
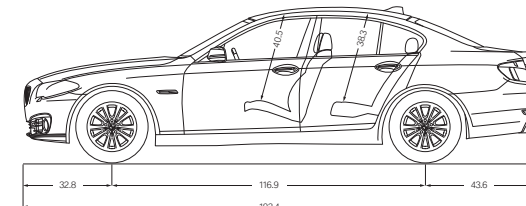

<sup>5</sup> Top speed limited electronically.

<sup>6</sup> BMW AG test results. Actual acceleration results may vary, depending on specification of vehicle; road and environmental conditions; test procedures and driving style. These results should be used for comparison only and verification should not be attempted on public roads. BMW urges you to obey all posted speed laws and always wear safety belts.

<sup>7</sup> Automatic transmission; 535i with 6-speed manual transmission: 5.7.

<sup>8</sup> Preliminary EPA-estimated figures are for comparison purposes only. Your actual mileage will vary, depending on speed, driving habits, trip length and driving conditions; actual mileage may be lower.

**BMW 5 Series Sedan**



All dimensions are in inches and apply to all models.

U.S. Importer: BMW of North America, LLC, Woodcliff Lake, NJ 07677. All illustrations and specifications contained in this brochure are based on the latest product information available at the time of printing. BMW reserves the right to make changes at any time, without notice, in colors, materials, equipment, specifications, design and models. BMW may, subject to legal requirements, determine the Model Year designation of its vehicles. The Model Year designation on any particular model may be longer or shorter than 12 months. Some vehicles pictured may contain non-U.S. equipment. Some models may be shown with optional equipment. While BMW NA makes all reasonable efforts to provide accurate information in this brochure, there is no guarantee or warranty of accuracy. Furthermore, we do not assume any liability for the accuracy or completeness of information presented. This brochure shall not be used or relied upon as a substitute for information that is available from your authorized BMW center. Further information can be obtained from your authorized BMW center or [bmwusa.com](http://bmwusa.com).

©2013 BMW of North America, LLC. Not to be reproduced wholly or in part without written permission of BMW NA. The BMW name, model names and logo are registered trademarks. The Bluetooth word mark and logos are owned by the Bluetooth SIG, Inc. and any use of such marks by BMW is under license. iPhone, iPod and iPad are registered trademarks of Apple Inc. Other trademarks and trade names are the property of their respective owners.



We believe that a premium ownership experience should feature performance and luxury, as well as safety and convenience. We believe you should be able to drive a BMW to its potential, while enjoying peace of mind and reduced cost of ownership. That's the idea behind **BMW Ultimate Service**<sup>®</sup>: a suite of comprehensive programs and services that are included in every new BMW vehicle. It starts with the **New Vehicle/SAV Limited Warranty**,<sup>1</sup> providing you with coverage for the first four years or 50,000 miles, whichever comes first. Additionally, you enjoy

12-year, unlimited-mileage warranty protection against corrosion and rust perforation.<sup>1</sup> BMW Ultimate Service continues with **BMW Maintenance Program** for the first four years or 50,000 miles,<sup>2</sup> **BMW Roadside Assistance**, and more. The BMW 5 Series Gran Turismo also comes with a broad range of BMW ConnectedDrive<sup>®</sup> services as standard, including **BMW Assist eCall**,<sup>3</sup> **BMW TeleService**,<sup>3</sup> **BMW Online**,<sup>4</sup> **Remote Services**,<sup>3</sup> and as optional, **Concierge Services with Critical Calling**.<sup>5</sup>

## GOING BEYOND ENGINEERING: THE HIGH-PERFORMANCE BMW OWNERSHIP EXPERIENCE.



**BMW Maintenance Program** is one of the most comprehensive maintenance programs in its class. We cover all factory-recommended maintenance during the New Vehicle/SAV Limited Warranty coverage period. This includes scheduled oil services and inspections. Also covered is the replacement of items that are subject to normal wear and tear, such as brake pads, wiper blade inserts and engine drive belts.<sup>2</sup> And, thanks to BMW's advanced engineering, most owners enjoy a well-balanced maintenance schedule, with flexible routine service intervals that can save you time. When your vehicle requires attention, your authorized BMW center ensures that it receives only genuine BMW parts – your assurance of exacting quality standards.

For more details on BMW Ultimate Service and the BMW Maintenance Program, visit your authorized BMW center or log on to [bmwusa.com/ultimateservice](http://bmwusa.com/ultimateservice).



**BMW Assist eCall**,<sup>3</sup> a safety feature of BMW ConnectedDrive, lets you enjoy peace of mind knowing that a friendly response specialist is there to help you, 24/7, at just the push of a button. This includes Emergency Request (SOS button), Automatic Collision Notification, and Customer Relations. **BMW TeleService**<sup>3</sup> continually monitors specific vehicle parts that are subject to wear and tear, as well as services that require attention at regular intervals, such as vehicle service inspections. This data is automatically transmitted to your authorized BMW center, which informs a BMW Service Advisor to call and schedule a convenient service appointment. You don't have to keep track of when your vehicle requires routine maintenance. An added benefit: any needed maintenance service parts will already be on hand, so your BMW is serviced and returned to you as quickly as possible. And because they use only Original BMW Parts, you can rely on expert fit and long-lasting BMW quality.



**BMW Roadside Assistance** is provided free of charge for the first four years – with no mileage limit. Call **1-800-332-4BMW (4269)** for friendly on-the-road help, 24/7, anywhere in the United States, Canada and Puerto Rico. This includes Covered Roadside, emergency gasoline and lock-out service, to towing, alternative transportation and even trip-interruption benefits. This service also provides valuable trip-routing advice.

**BMW Online**<sup>4</sup> provides up-to-date web information: business and stock reports, as well as weather updates. BMW Online also includes **MyInfo**, which allows you to send business locations and street addresses with their associated phone numbers from the Google Maps™ website directly to your BMW. The destination can be sent to your Navigation system for turn-by-turn directions.

**Enhanced USB and Bluetooth<sup>®</sup> with Smartphone Integration** offers an array of Mobile Office<sup>6</sup> functions. With the BMW Navigation system and your mobile phone linked via Bluetooth technology, Mobile

Office transfers text messages and emails to your Drive Display screen and then reads them aloud to you. While en route, a calendar and to-do list can also appear on your Display screen. Running late? Click on the phone number in the calendar to call your appointment. For a list of tested mobile phones, visit [bmwusa.com/bluetooth](http://bmwusa.com/bluetooth).

**Remote Services**<sup>3</sup> includes Remote Door Unlock, Stolen Vehicle Recovery, and access to the My BMW Remote app, which allows you to control your BMW from your mobile device.

For the ultimate in coverage, add the optional **Concierge Services**.<sup>5</sup> You'll enjoy unlimited access to personalized Directions and services for restaurant and hotel recommendations, with the destination address and phone number not only sent right to your BMW, but also transferred to your Navigation system for route guidance. Another useful Concierge feature: **Critical Calling**. This lets you make up to four operator-assisted calls per year, up to five minutes per call, if your mobile phone is not available, or if its battery is discharged.



## EXPERIENCE MORE WITH BMW.



**BMW Financial Services.** Arranging to buy or lease a BMW is easier than you may think. Your authorized BMW center offers leasing and financing to suit your personal needs through BMW Financial Services.<sup>7</sup> Start the process at our website, where you can build your "dream vehicle," get an estimate on a monthly lease or financing payment, submit a credit application to BMW Financial Services – and get approval – all online!<sup>1</sup> To find out how BMW Financial Services can help put you behind the wheel of your favorite BMW model, log on to [bmwusa.com/dfs](http://bmwusa.com/dfs) or call, toll-free, **1-800-578-5000**.



**BMW Virtual Center.** If you get the sudden urge to shop for a BMW but your authorized BMW center is closed, there's good news – the BMW Virtual Center is open 24 hours a day! Log on to [bmwusa.com/byo](http://bmwusa.com/byo), and choose the model that interests you. Configure the BMW of your dreams, and see what the monthly payments would be. You can even send the specifications to your authorized BMW center, apply for financing, or request a test drive – all online!



**BMW Magazine.** A fascinating view of the latest events and products in the world of BMW, including travel reviews, personality profiles and the latest BMW technologies. **BMW Magazine** is sent to new owners and lessees twice a year.



**BMW Performance Driving School.** Take your driving skills to the next level. Behind the wheel of new BMWs and under the guidance of professional instructors, you'll hone your driving skills on a 1.7-mile driving course that can be configured in a multitude of ways. In One- and Two-Day Schools you can tackle the skid pad, slalom course and water walls. The BMW Performance Driving School is about control and pushing a BMW to its limits – and yours. Visit [bmwusa.com/pds](http://bmwusa.com/pds).

**Performance Center Delivery.** You'll always remember the fun of taking delivery of your new BMW – especially with BMW Performance Center Delivery in Spartanburg, SC. After enjoying dinner and an overnight stay at a first-class hotel, we'll take you and your companion to the Performance Center where a Product Specialist will give you an in-depth introduction to your new BMW. Then at the Performance Driving School, you'll get tips from a professional driving instructor as you explore the dynamic capabilities of a similar model. It's exciting, it's enlightening – and it's all compliments of BMW with your new vehicle. To learn

more about the BMW Performance Center, call **1-888-345-4269** or visit [bmwusa.com/pdsdelivery](http://bmwusa.com/pdsdelivery).



The **BMW Welt** ("BMW World") delivery and brand-experience center in Munich is bold proof of BMW's passion for design. When you take advantage of the BMW European Delivery Program,<sup>8</sup> this is where you will meet your new BMW – in a personalized process that is highly dramatic and totally unforgettable. (You might also realize substantial savings that just may pay for your trip.) While you're there, marvel at the historic BMWs in the Museum; learn about our engineers' newest innovations in the Technology and Design Atelier; and take a tour of the plant to experience firsthand the state-of-the-art methods used to create a BMW. Then comes the unique experience of driving your new BMW on the roads it was designed for. To learn more, visit [bmwusa.com/europeandelivery](http://bmwusa.com/europeandelivery).

## ON-BOARD SERVICE ALERTS.

**We monitor your BMW's needs – so you don't have to.** Tackling mountain switchbacks, the last thing you should be thinking about is the state of your brake pads. Thanks to BMW's integrated on-board diagnostics system, you'll always know exactly when the next service is due, and what work will be required. Condition Based Service (CBS) measures the condition of key parts that are subject to wear and tear. It also tracks fluid levels and monitors your BMW's time- and mileage-dependent service requirements. Using this data, the Info Display in the cockpit automatically alerts you in advance whenever any part of your vehicle will require servicing – so there are no surprises ahead.

<sup>1</sup> See your authorized BMW center for details on these limited warranties.

<sup>2</sup> The BMW Maintenance Program covers factory-recommended maintenance services as determined by the Service Interval Indicator for all new eligible MY 2004 and later BMW vehicles. Specific additional items that need replacement due to normal wear and tear are also covered. Every new BMW is covered by a limited warranty for defects in materials or workmanship for the first four years or 50,000 miles, whichever comes first. The warranty period begins either on the date of first retail sale, or the date the vehicle is first placed in service as a demonstrator, service loaner or company vehicle, whichever is earlier. And from that moment on, your BMW is protected during the coverage period, regardless of whether you're the first or a subsequent owner. Exclusions from coverage include: gasoline, gasoline additives, windshield washer fluid and additives, battery, tires, wheels, wheel alignment and tire balancing. All work must be performed by an authorized BMW center. See the Service and Warranty Information booklet for specific terms, conditions and limitations. Further information can also be obtained from your authorized BMW center.

<sup>3</sup> On 2014 and later BMW 5 Series models, BMW Assist eCall, BMW TeleService and Remote Services are standard and include 10 years of service. In order to receive these services, a subscriber agreement must be completed and transferred to the BMW Assist™ Response Center, GPS and underlying wireless services must be available and functioning, vehicle ignition must be turned on (except for Remote Services), battery must be charged and connected, and vehicle's electrical system operational. Due to wireless carrier coverage, services may be limited in certain geographic areas. Call toll-free **1-888-333-6118**, go to [bmwassist.com](http://bmwassist.com), or visit your authorized BMW center for additional program details. Services are subject to the terms and conditions of your subscriber agreement.

<sup>4</sup> BMW Online comes standard and includes a 3-year subscription. Subject to the terms and conditions of your subscriber agreement. Please go to [bmwusa.com/connecteddrive](http://bmwusa.com/connecteddrive) for additional details.

<sup>5</sup> Optional Concierge Services includes a 3-year subscription. Subject to the terms and conditions of your subscriber agreement. Visit [bmwusa.com/connecteddrive](http://bmwusa.com/connecteddrive) for details.

<sup>6</sup> Not all mobile phones are compatible with Mobile Office, and some compatible phones support a limited number of Mobile Office functions. For the complete list of compatible mobile phones and the details regarding which Mobile Office functions are supported by each phone, please visit [bmwusa.com/bluetooth](http://bmwusa.com/bluetooth).

<sup>7</sup> Subject to credit approval and other terms and conditions.

<sup>8</sup> Not all models are available for BMW European Delivery Program. Please go to [bmwusa.com/europeandelivery](http://bmwusa.com/europeandelivery) or visit your authorized BMW center for details.

More about BMW

bmwusa.com  
1-800-334-4BMW



The Ultimate  
Driving Machine®



#### **BMW and the environment.**

BMW is a strong proponent of the environment and social responsibility. We launched BMW EfficientDynamics back in 2000 – the philosophy of providing greater power with increased efficiency and fewer emissions. This has resulted in significant benefits today – for our customers, the climate and the environment.

That year, ecological sustainability was also declared one of BMW's core strategic principles; it is now firmly anchored in our entire production chain. It starts with the development of fuel-saving and alternative vehicle concepts, continues with environmentally friendly production processes, and ends with innovative recycling methods. This effort has been recognized worldwide; in 1999, BMW AG – the parent company of BMW of North America and BMW Manufacturing Co. in Spartanburg, SC – was the first automotive company to be represented on the Dow Jones Sustainability Group Index. It has remained on the Index ever since; moreover, since 2005, BMW has been voted the world's most sustainable automobile manufacturer. At BMW, we strive for and achieve high performance in all we do.

BMW recommends  **EDGE**

