





# BMW Bavaria 3.0 S





The 3-liter BMW's rank among the best 6-cylinder cars in the world.

They are remarkable for their performance, for the quality of their engineering and construction. Above all, they are cars of great refinement, achieving an extremely high level of efficiency.

For with their taut, clean lines and economy of space, the combination of what they deliver in responsiveness, in roadability, in handling, in comfort, in safety, is unique on the road today. Form follows function. BMW's contours were developed in wind-tunnel tests. Elegance according to the laws of aerodynamics.

There is elegance also in BMW's typical efficiency of styling. The car provides abundant room for passengers and luggage without increasing over all size. Functional beauty. Unmistakably BMW. The vanguard of BMW's technical superiority has always been the area of engine design.

The overhead-camshaft, 6-cylinder engine employs triple-hemispherical swirl-action combustion chambers, for extremely clean burning of the fuel mixture as well as an extraordinary 170 hp output from 3 liters displacement. This feature, along with seven main bearings supporting the crankshaft, and the near-perfect balance of

masses, results in turbine-like smoothness. With its acceleration of 0 to 60 mph in 9.4 seconds, its economy and long operating life, the BMW engine has been called by Road & Track the most efficient in-line 6-cylinder in the world. BMW's legendary road-holding is the result of a technically superior suspen-

sion that is a perfect complement to the car's high-performance engine. The suspension is fully independent. Spring struts with torsion bar stabilizers in front. Semi-trailing arms and a multi-jointed rear axle aft. Reduced castor angle provides light steering action. Roadability is unexcelled, even on the sharpest turns.

The dual twin circuit brake system features, power assistance and braking regulators. In case of failure of one circuit, 75% of braking power is retained.

These uncompromising standards of construction have earned BMW its reputation as builders of one of the

safest of all high-performance sedans. The interior of the 6-cylinder BMW combines functionality with luxury to produce a beautifully integrated whole. As a result, the driver has total command over the machine, while he and his passengers enjoy greater traveling comfort.

All controls are within easy reach without unnecessary body-movement. Instruments are instantly readable, round elements set under glare-free glass in the padded black panel. Body-contoured seats prevent fatigue, even on long trips. Driver's seat is adjustable to exact height and inclination desired. Individual horseshoe-

shaped seats in rear. Precisely adjustable controls of the heating/ventilation system maintain even climate regardless of road speed. Collapsible safety steering column. Headrests. Three point automatic safety belts. Quartz clock. Tool kit recessed in trunk lid. Complete operating ease and comfort. Not only for luxury's

sake, but safety factors as well. BMW bodies are constructed not only to rigid quality and appearance standards, but above all with every consideration for safety. The extremely strong passenger compartment was developed with the help of numerous crash tests. There are crush zones fore and aft to absorb collision energy and

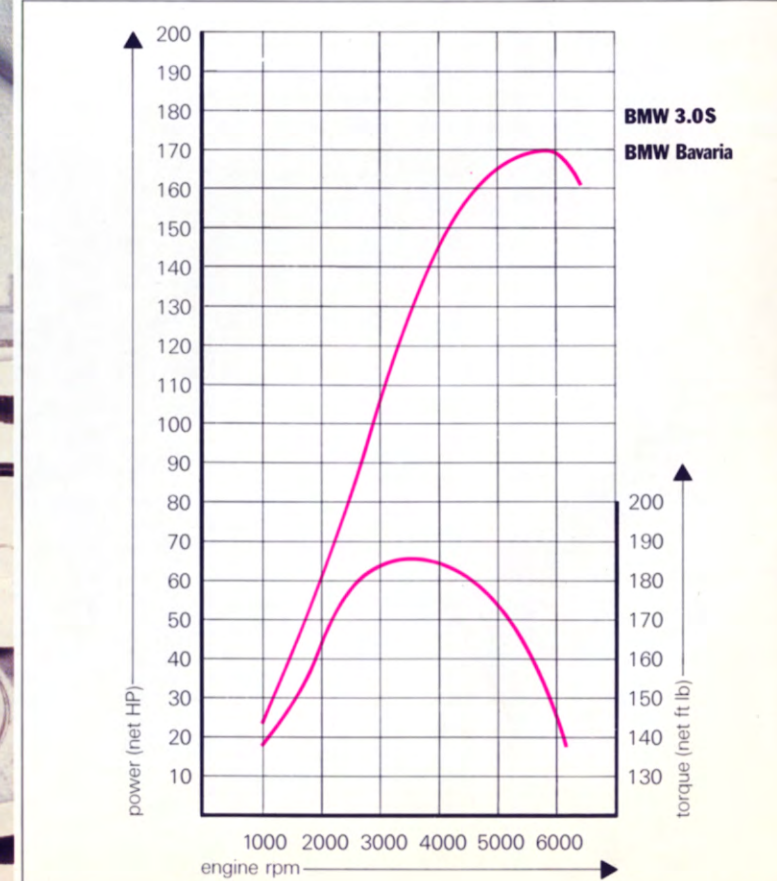


thus help to provide additional protection for the occupants. Because safety commands such a high priority at BMW, safety features are incorporated into every aspect of the car's design: engine, transmission, suspension, steering, brakes, and controls as well as body construction.

BMW knows that a safer car makes for safer driving. The BMW 3.0 S has a great number of luxury features as standard equipment. Among them are: Leather upholstery. Deep-grain walnut panelling. Alloy wheels. Steel-belted radial tires. Power steering assist. Air conditioning. Tinted glass. Electric window lifts. Becker AM/FM radio receiver

with three speakers. Electrically powered antenna. Safety headrests front and rear. Retractable tool kit in trunk lid. Heatable rear window. Optional at extra cost are: Automatic transmission. Torsion bar stabilizers. Limited slip differential. Sunroof. Metallic paint. For the Bavaria, the following equipment is optional at extra cost: Automatic

transmission. Power steering assist. Leather upholstery. Air conditioning. Tinted glass. Electric window lifts. Sunroof. Alloy wheels. Torsion bar stabilizer. Limited slip differential. AM/FM radio. Retractable tool kit. Metallic paint. BMW Electronic Centers stand ready to diagnose problems quickly and to make perfect tuning possible.

All BMW automobiles are equipped with two electronic contacts: one on the body and one on the engine block. Thus inspection is always easy and convenient. BMW service and original spare parts are available coast to coast in the U.S., and in over 100 countries around the world.





Fasten Seat Belts

0 10 20 30 40 50 60 70 80 90 100 110  
MPH  
VDO  
00033  
00000

GENER. OIL BEAM FLASHER FUEL BRAKE  
P R O A 2 1

0 10 20 30 40 50 60 70 80  
UPM x 100  
VDO

12 F  
FUEL



P R N D  
R  
D

**Dimensions and Weights**

Torsionally stiff and rigid safety passenger compartment with crush zones front and rear, 4-door sedan welded to floor panel assembly reinforced by longitudinal and cross-section profile bars.

Length: 195.0", Width: 68.9", Height (unladen) 57.1", Wheelbase: 106", Track front 56.9", rear 57.6", turning circle dia. 34.5', front door cutouts 32.9", wide rear door cutouts 32.3" wide, front separate seats 23" wide, rear bench seat 54.4" wide, width at shoulder height front 56.1", rear 55.5", trunk capacity approx. 22.8 cu.ft., fuel tank capacity approx. 20.6 US/gal. including 2.1 US/gal reserve.

GVWR 4300 lbs  
GAWR front 2180 lbs  
rear 2270 lbs  
Service load 900 lbs

GVWR 4400 lbs  
GAWR front 2190 lbs  
rear 2380 lbs  
Service load 900 lbs

**Engine, power transmission, performance**

Six-cylinder four-stroke in-line engine, 3-hemispherical swirl-action combustion chambers with volume concentration effect around the spark plug, overhead camshaft with 4 main bearings, parallel-displaced inclined overhead valves in V-arrangement, duplex roller chain drive, vibration damped, crankshaft with 7 main bearings and 12 balance weights, torsion vibration damping. Water cooled with automatic breathing, pressure oil circulation, full-flow oil filter with regulating valve.

Capacity 2.985 cc  
Stroke 3.150 cu.in  
Bore 3.404 cu.in  
Output 170 hp (SAE J 245) net at 5800 rpm  
Torque 185 ft.lb (SAE J 245) at 3500 rpm  
Compression ratio 8.3:1

2 Zenith carburetors 35/40 INAT two stage, with second stage vacuum controlled automatic choke accelerator pump.

Ignition distributor with engine speed governor, centrifugal and vacuum advance.

12 Volt, 630 Watt three-phase current alternator

12 Volt, 770 Watt

Battery 12 Volt, 55 Amp/hr

Gearbox

a) manual transmission 4-speed with synchromesh  
I. 3.855 II. 2.203 III. 1.402 IV. 1.0 R. 4.3  
b) automatic transmission 3-speed with torque converter  
I. 2.390 II. 1.450 III. 1.000 R. 2.090

Final drive ratio 3.64:1 (hypoid gears)

Maximum speed 121 mph

Acceleration from 0 to 60 mph: 9.4 sec

**Chassis and Brakes**

Wheel suspension front: Independent, with spring struts inclined backwards at top, wishbones and trailing arms pivoting in large-capacity rubber mountings, coil springs with rubber auxiliary springs high-mounted and offset in relation to strut center-line, 7.9" spring travel, double-tube telescopic shock absorbers and stabilizer.

Wheel suspension rear: Independent with semitrailing arms pivoting on rubber mountings; spring struts with high-mounted coil springs and rubber auxiliary springs, 7.9" spring travel; double-tube telescopic shock absorbers.

ZF-Gemmer steering system with worm and roller three-part track rod, safety steering column with 2 universal joints, overall

ZF-hydraulic power-assisted steering system ratio 22.5:1

Steel rims 6 J x 14 H 2

Light-alloy rims 6 J x 14 H 2

Radial-ply tires 175 HR 14

Radial-ply tires 195/70 VR 14

Dual twin-circuit 4 disc braking system with servo unit

Front: 4-piston fixed caliper disc brakes with automatic adjustment.

Rear: fixed caliper disc brakes with automatic adjustment and additional pressure regulating device disc diameter 10.7". Mechanically operated handbrake, additional duo-servo drum brake dia. 6.3" with self-serving shoes; acting on rear wheels.

**Equipment**

Heating and ventilation: Fresh-air high performance water controlled heating system, tuned down three-speed blower, independent air-flow of driving speed, immediately effective temperature control, footwell heating with directional nozzle, windshield and side window demisting. Fresh-air supply by directional nozzles in instrument panel, ventilator grille with adjustable direction flaps. Air extraction through slots in the rear roof pillars.

Rubber-padded bumpers.

Fully-retracting wind-down windows front and rear

Safety glass laminar windshield heated rear window

Tinted glass. Fully-retracting electrically-operated window front and rear

Air conditioning, upholstered steering wheel, stereo radio with 3 speakers and automatic antenna, lockable glove compartment, engine compartment light interior wood trim also on doors.

Instrument panel with speedometer, odometer and trip recorder, fuel gauge water-cooling-thermometer, cigarette lighter, tachometer, quartz-clock. 4-sealed-beam headlights (switched off automatically with ignition) hazard warning flashers, 2 reversing lights, interior light with 4 switches on door pillars, automatic screenwasher with time switch operating at intervals and two wiper speeds, continuous control of instrument lighting intensity, telltale warning lights for battery charge, direction indicators, hazard warning flashers, oil pressure, fuel tank, headlight main beam, handbrake and brake fluid warning. Convenient stowage places: In glove compartment with light, above the instrument panel, stowage box on middle console (Bavaria model only), pockets in the backrests of front seats and in the front doors. Additional stowage compartment at the left of steering column with carrier for fuses.

Ball-type door lock and safety locking wedges, childproof locks on rear doors.

Safety grips, safety interior mirror, safety ashtray in instrument panel. 2 ashtrays on rear doors, full carpeting in passenger compartment.

Trunk fully carpeted and filled with stowage pocket. Separate seats in front with fully-adjustable seat backs.

Skai upholstery

Leather upholstery

Headrests front

Headrests front and rear

Rear seat with center armrest.

Armrests on doors. All five seats equipped with automatic safety belts. Drivers seat adjustable according to height and inclination, full axial adjustable steering column.

Tool kit in flap of luggage compartment lid

Special tool kit in flap of luggage compartment lid.

Rear compartment heating at foot level

Lockable glove compartment

**Optional Equipment**

Limited slip differential, torsion bar stabilizer rear, second exterior mirror, metallic paints, velour carpets, lockable tank cap, steel sliding roof (manual or electric).

Leather upholstery

Air conditioning

Power steering

Electric windows

Tinted glass

Radios

Rear headrests

Special tool kit in flap of luggage compartment lid

Lockable glove compartment

