

/ THE 2015 **SILVERADO**





**FROM THE FAMILY OF THE LONGEST-LASTING,
MOST DEPENDABLE¹ FULL-SIZE PICKUPS ON THE ROAD.**

¹Dependability based on longevity: 1987-April 2013 Full-Size Pickup registrations.



THE 2015 SILVERADO.

PROVEN STRONG. A MILLION TIMES OVER.

Silverado is the result of 96 years of Chevy truck know-how, road-tested over millions of miles. For 2015, Silverado combines proven power with unparalleled V8 fuel economy in a pickup,¹ and unsurpassed full-size pickup quietness² with tough-as-nails ruggedness.

The EcoTec3 engine family—our most advanced truck engines ever—includes an available 5.3L V8 generating 355 hp with 23 mpg hwy,¹ for the best fuel efficiency of any V8 pickup. You'll also find unexpected solitude—there isn't a quieter full-size pickup on the road.² It's raising the bar yet again for what the most dependable, longest-lasting full-size pickups can help you accomplish.³ We call it the Silverado. You'll call it your next truck.

¹EPA-estimated 16 city/23 hwy mpg (2WD), 16 city/22 hwy mpg (4WD) with the optional 5.3L V8 engine. ²Based on 2014 competitive model testing. ³Dependability based on longevity: 1987–April 2013 Full-Size Pickup registrations.





INTERIOR / 06

TECHNOLOGY / 12

EXTERIOR / 14

PERFORMANCE / 20

HANDLING / 24

EQUIPMENT / 36

/ SILVERADO IS AVAILABLE IN
REGULAR, CREW OR **DOUBLE CAB.**







/ YOUR HOME **ON THE RANGE.**





**THERE ISN'T
A QUIETER
FULL-SIZE
PICKUP
THAN
SILVERADO.¹**

¹Based on 2014 competitive model testing.

The 2015 Silverado sets standards for how functional, smart and quiet a truck can be. You won't find a quieter full-size pickup¹—thanks to sculpted exterior aerodynamics, inlaid and triple-seal doors, sound-absorbing materials, engine exhaust valving and even active noise cancellation on 6.2L V8 models. You'll find that all Silverado models surround you with attractive, durable materials, like door trim panels built to look good and stand up to everyday wear and tear.

A / ALL-DAY COMFORT SEATS

Silverado is all about room. Choose bench or bucket seats for five or six passengers on Double Cab and Crew Cab models. Resilient, dual-firmness foam ensures the seats retain their support over time, reducing driver and passenger fatigue. Optional leather-appointed, perforated heated and cooled front seating further heightens your comfort. Configure the driver seat the way you like it with 10-way power adjustments on LTZ (available on LT) and 12-way on High Country models.

B / CENTER FLOOR CONSOLE STORAGE

The available center floor console provides the ultimate flexibility with two cavernous storage bins, offering plenty of room for your laptop or other mobile devices. You'll also appreciate the convenience of easy "grab and go" storage pockets integrated into the doors so everything is at your fingertips.

C / REAR-SEAT ACCESS AND STORAGE

Rear-seat access, comfort and storage are vast. Getting into and out of the rear seat of the Double Cab is easy in tight places, thanks to forward-hinged rear doors. Once inside the Double Cab, passengers will benefit from more than 34" of rear-seat leg room, while the Crew Cab offers nearly 41" of generous rear-seat leg room.

D / UPPER AND LOWER GLOVE BOXES

Glove boxes give you and fellow companions your own personal storage areas, all within easy reach.

POWER-SLIDING REAR WINDOW

The available power-sliding rear window (Double Cab and Crew Cab) features a defrost function to aid in visibility.

¹Based on 2014 competitive model testing.



A / ALL-DAY COMFORT SEATS **B** / CENTER FLOOR CONSOLE STORAGE



C / REAR-SEAT ACCESS AND STORAGE



D / UPPER AND LOWER GLOVE BOXES



/ INFORMATION AT **YOUR GLOVE TIPS.**

Silverado's instrument panel features a six-gauge cluster and integrated center control display. All knobs and buttons are large to accommodate gloved hands, while gauges are easy to read and are LED back-lit for at-a-glance viewing.





ALL-NEW ONSTAR WITH 4G LTE **WI-FI.** **BUILT IN.**

The 2015 Silverado is the first pickup to offer built-in 4G LTE Wi-Fi connectivity.¹ The next generation of available OnStar with 4G LTE Wi-Fi is the way to stay connected to your work when your vehicle is on. The all-new available technology turns Silverado into a fast, reliable Wi-Fi hotspot. Passengers can get work done via the high-speed wireless Internet with up to seven devices, such as tablets, laptops or mobile devices. Browse Web sites, stream movies, send e-mails and more, even from outside your truck. Now your world fits in your truck.

¹Devices must be WPA2 compliant with active OnStar service and data plan. Wi-Fi devices manufactured prior to 2006 may not be compatible. Please consult your device manufacturer for information regarding the WPA2 security protocol and Wi-Fi device compatibility. Vehicle must be started or in accessory mode to access Wi-Fi. Visit onstar.com for system details and limitations.

TECHNOLOGY THAT CONNECTS, PROTECTS AND ENTERTAINS.

A / DRIVER INFORMATION CENTER

Silverado's available 4.2" diagonal color-enhanced Driver Information Center (DIC) makes important information easy to comprehend at a glance. It displays your truck's vital stats like trailer brake settings and transmission fluid temperature and can be navigated with steering-wheel controls.

B / DRIVER ALERT PACKAGE

Unlike its competitors, Silverado offers the available Driver Alert Package. It includes Forward Collision Alert (FCA) to warn you when you're rapidly approaching another vehicle and a collision is imminent. Lane Departure Warning (LDW) alerts you if you wander from your lane without using your turn signal. Both provide a visual alert and a choice of audible signals, or the Safety Alert Driver Seat uses vibrations to warn you.

C / CONNECTIVITY

Depending on the model you choose, you'll never be far from a convenient power supply: up to six USB ports,¹ four auxiliary power outlets and a 110-volt outlet keep first- and second-row passengers connected and powered up.

D / FINGERTIP CONTROLS

Keep your eyes on the road while activating available Bluetooth^{®2} phone functions using steering-wheel-mounted controls. The system

links your compatible device to Silverado's audio system. You can also play audio, change songs, set the cruise control and activate the available heated steering wheel.

E / COLOR TOUCH RADIO WITH MYLINK

Silverado offers the available center-mounted 8" diagonal Color Touch Radio with MyLink.³ Gain hands-free, natural-voice-activated control of your communication choices. Bluetooth² wireless technology allows you to easily sync your phone with Silverado's audio system. Make phone calls, play music or navigate stored destinations just by saying the word. From the center-mounted full-color touch-screen, easily access the features you use most by customizing MyLink's home screen; no need to navigate a complicated menu. You can even pair up to 10 different devices in the truck.

F / NAVIGATION SYSTEM

Using voice or touch commands, Silverado's available Navigation System⁴ uses the 8" diagonal center-mounted touch-screen to display 2-D or 3-D map graphics. To avoid trouble, NavTraffic⁵ (with 3-month trial of SiriusXM⁵) incorporates real-time traffic and road conditions into your NAV screen, directing you toward the most efficient route.

¹Not compatible with all devices. ²Go to gmttotalconnect.com to find out which phones are compatible with the vehicle. ³Full functionality requires compatible Bluetooth and smartphone. Some devices require USB connectivity. ⁴Map coverage available in the United States, U.S. Virgin Islands, Puerto Rico and Canada. ⁵If you subscribe after your trial period, *subscriptions are continuous until you call SiriusXM to cancel*. See SiriusXM Customer Agreement for complete terms and geographic limitations at siriusxm.com. Other fees and taxes will apply. All fees and programming subject to change.



A / DRIVER INFORMATION CENTER



B / SAFETY ALERT DRIVER SEAT



C / CONNECTIVITY



D / FINGERTIP CONTROLS



E / COLOR TOUCH RADIO WITH MYLINK



F / NAVIGATION SYSTEM

/ THE STRONG, SILENT TYPE.







**A DOUBLE
CAB FIT FOR
A CREW.**

Silverado's design works to help minimize wind noise and optimize fuel efficiency.¹ From its three-dimensional signature grille to its angled, aerodynamic windshield and arched wheel wells, Silverado is designed to command attention.

A / EASY-OPENING DOORS

The Silverado Double Cab and Crew Cab feature forward-hinged rear doors to help improve access and reduce wind noise. To quiet the interior further, all Silverado models feature triple door seals and an inlaid door design that fits the doors flush with the body.

B / AEROSPATS

What are aerospats, you ask? They are air deflectors positioned in front of the rear tires to direct air around them, helping reduce turbulence and drag. The result is a more efficient driving experience.

TAILGATE SPOILER

To reduce turbulence and improve aerodynamics, a rear spoiler is seamlessly integrated into the top of the tailgate.

C / PROJECTOR-BEAM LIGHTING

Silverado's available projector-beam headlamps are fully integrated into the grille surround. The tightly controlled light pattern of projector-beam lamps increases their range and brightness, while reducing glare for oncoming vehicles.

D / OPTIMIZED AIRFLOW

The dimensional grille helps manage and optimize airflow to capture a greater percentage of air to help cool the engine. Only air necessary for cooling is directed into the engine compartment, while the rest flows smoothly around the truck. Silverado's styling also helps reduce wind noise to create a quieter cabin. The resulting lower drag coefficient contributes to Silverado's impressive fuel efficiency.¹

¹EPA-estimated 18 city/24 hwy mpg with the 4.3L V6 engine (2WD) and 16 city/23 hwy mpg with the optional 5.3L V8 engine (2WD). EPA estimates are not yet available for the 6.2L V8 (available fall 2014).



A / EASY-OPENING DOORS



B / AEROSPATS



C / PROJECTOR-BEAM LIGHTING

D / OPTIMIZED AIRFLOW

PUT 2270 LBS TO WORK.

The Silverado offers a maximum payload of more than a ton¹ to solve your cargo challenges. And you can build your Silverado to suit your specs. The Standard Box is 6'6" and is available on all cab configurations, including Crew Cab. Need a full 8' bed for drywall and such? Then Silverado Regular Cab is the right tool for the job.

ENGINEERED CARGO BOX

The pickup box floor is expertly crafted from strong and durable roll-formed steel. And simple, yet all-too-important elements like standard rail protectors at the top of the box and the tailgate improve damage resistance.

A / CORNERSTEP REAR BUMPER

We've made getting into the bed easy. Integrated into the corners of both ends of the rear bumper, corner steps help you access the cargo box. Their deep nonslip treads easily accommodate even the largest steel-toed work boots.

B / SPRAY-IN BEDLINER

To provide a permanent, nonskid surface, the available black liner with Chevrolet Bowtie logo covers the entire bed below the side rails, including the tailgate, front box top rail and lower tie-down loops.

C / LED UNDER-RAIL LIGHTS

Available LED under-rail box lights are conveniently positioned under each cargo box rail for easier loading and unloading at night, or when the box is enclosed by a tonneau cover.

D / HAND ASSISTS

Hand assists built into the top of the side rails—along with the corner steps—also help give you a boost into the bed.

E / MOVABLE TIE-DOWN HOOKS

Organize your cargo the way you want with four standard lower tie-downs and four available movable upper tie-down hooks. These four patented, load-bearing upper tie-downs are rated at 250 pounds each and can be positioned in several places around the box depending on the cargo.

¹These maximum payload ratings are intended for comparison purposes only. Before you buy a vehicle or use it to haul people or cargo, carefully review the vehicle loading section of the Owner's Manual and check the carrying capacity of your specific vehicle on the label on the inside of the driver's door jamb.



A / CORNERSTEP REAR BUMPER

D / HAND ASSISTS



B / SPRAY-IN BEDLINER



C / LED UNDER-RAIL LIGHTS



E / MOVABLE TIE-DOWN HOOKS



Optional equipment shown.

/ THE BEST V8 FUEL ECONOMY OF ANY PICKUP.¹



¹EPA-estimated 16 city/23 hwy mpg (2WD), 16 city/22 hwy mpg (4WD). ²EPA-estimated 18 city/24 hwy mpg with the 4.3L V6 engine (2WD) and 16 city/23 hwy mpg with the optional 5.3L V8 engine (2WD). EPA estimates are not yet available for the 6.2L V8 (available fall 2014).

PROVEN POWER

The 2015 Silverado takes its legendary truck capability to a new place with the EcoTec3 engine family. Building on years of proven V8 experience and trillions of real-world miles produces an optional 5.3L V8 with the best V8 fuel efficiency of any pickup (in two-wheel and four-wheel drive).

EcoTec3 ENGINES

Silverado's 4.3L V6, 5.3L V8 and 6.2L V8 (available fall 2014) are the only truck engines using Direct Injection, Active Fuel Management and continuously Variable Valve Timing together to deliver robust power with ruthless fuel efficiency.² You get the best of proven power and the dependability of a V8 truck engine. It's a combination no competitor can match.

MOST POWERFUL LD PICKUP

Silverado's available 6.2L V8 earns the coveted title of the most powerful engine in any light-duty pickup. Not to be outdone, the 4.3L V6 easily generates the most torque of any standard V6 in its class. At 285 hp and 305 lb-ft of torque, the 4.3L is the latest evolution of Silverado's do-more, haul-more and tow-more legacy.



/ ADVANCED ENGINE TECHNOLOGIES.

PROVEN TRUCK PERFORMANCE.

A / ACTIVE FUEL MANAGEMENT (AFM)

By sensing load and demand, AFM improves efficiency by activating or deactivating cylinders (two on the V6 and four on the V8). Under demanding conditions, like high speeds or when loads require more power, the valve's switching mechanism is depressurized, re-engaging the cylinder and restoring full power—without you ever noticing the transition.

B / DIRECT INJECTION (DI)

For precise fuel distribution and fast, efficient combustion, all engines benefit from DI technology. The system moves the fuel into the combustion chamber. By injecting fuel at over 2000 psi, the air and fuel mix more completely.

C / VARIABLE VALVE TIMING (VVT)

For responsiveness in low-speed city driving and bold power for open-road passing or trailering, all Silverado engines feature continuously VVT. It monitors and adjusts valve open and close points for near-peak levels of torque across the entire range of engine speeds.



A

B

C





/ **HANDLING** IS A TEAM SPORT.

You'll find Silverado's handling prowess is the direct result of the precise integration of tires, wheels, chassis, suspension, steering, braking and axles that gives you dynamic command and control. Engineers also wanted to build upon Silverado's already impressive ride and handling, all without diminishing its legendary power, capability and durability. The result gives you a Silverado that's remarkably strong, smart and capable.

/ ROCK. SOLID. FOUNDATION.

A / COIL-OVER-SHOCK FRONT SUSPENSION

This fully independent system is precisely tuned for solid handling. The front shock module is designed for road isolation in response to even small inputs. A thick spring isolator and a high spring rate produce a controlled ride. The 34-millimeter hollow stabilizer bar aids vehicle stability.

B / CORROSION-RESISTANT DURALIFE BRAKE ROTORS

Chevy engineers used Ferritic Nitro-Carburizing (FNC) technology, which can help double rotor life. Duralife is a patented GM-exclusive corrosion protection process designed to prolong rotor life by hardening the rotor surface. It provides protection against rust to help prevent steering-wheel shudder during braking.

C / HYDROFORMED FRAME

Silverado uses a hydroformed, boxed, high-strength steel frame. Nine cross-members are through-frame welded for lateral support. This allows Silverado to haul, tow and tackle rugged terrain while you and your companions are sitting comfortably.

*EPA-estimated 18 city/24 hwy mpg with the 4.3L V6 engine and 16 city/23 hwy mpg with the optional 5.3L V8 engine (2WD). EPA estimates are not yet available for the 6.2L V8 (available fall 2014).





D / ELECTRIC RACK-AND-PINION STEERING

The electric variable-assist power rack-and-pinion steering system aids fuel efficiency¹ versus engine-powered systems. The variable assist is tuned to provide less assist at highway speeds for a solid on-center feel, and more assist for less steering effort when maneuvering in tight spaces.

E / STABILITY CONTROL

StabiliTrak, an electronic control system, helps improve stability by detecting and reducing loss of traction. Sensing when Silverado is not responding to your steering inputs, it adjusts engine speed and applies brake pressure to any wheel to help maintain directional control. For rollover mitigation, StabiliTrak anticipates a potential situation, rapidly applying brake pressure to help reduce lateral forces and the likelihood of a rollover.

F / HIGH LATERAL-RATE BODY MOUNTS

To connect the body to the frame are high lateral-rate hydraulic body mounts. You'll enjoy comfort and a smooth, quiet ride. The shear-style mounts at the front of the cab dampen side-to-side vibrations, while the hydraulic mounts at the rear of the cab dampen vertical vibrations.

G / AUTOMATIC LOCKING REAR DIFFERENTIAL

Available on 2WD and 4WD models, it directs power to the wheel with the most traction on loose gravel or slippery surfaces.

H / LARGE RING GEARS

Silverado's generous horsepower and torque call for an enhanced way to transmit power to the tires. That's why the V8s feature an axle with a large ring gear, and the rear axles are designed to handle the increased power capacity. This robust axle design also provides reliable durability.

I / WIDE WHEELS

This is where every power, torque and handling innovation engineered into Silverado meets the terrain. That's why 17," 18" and 20" wheels provide great on-center feel and crisp control during subtle steering movements.

J / TUNED MULTILEAF REAR SPRINGS

Two-stage rear leaf springs provide the perfect balance between ride smoothness and hauling capability. They've also been tuned for a comfortable ride and noise reduction as well as corrosion resistance.



CLASS- LEADING TOWING OF UP TO 12,000 LBS.¹

¹Silverado 1500 LTZ 2WD Double Cab Standard Box or Crew Cab Short Box with optional 6.2L EcoTec3 engine (available fall 2014) with Max Trailering Package. Before you buy a vehicle or use it for trailering, carefully review the trailering section of the Owner's Manual. The weight of passengers, cargo and options or accessories may reduce the amount you can tow. Class is half-ton full-size pickups.

Silverado has always been built for trailering. Its available Max Trailering Package offers a class-leading trailer weight rating of up to 12,000 lbs¹ (available fall 2014).

MAX TRAILERING PACKAGE

Best-in-class towing results from an automatic locking rear differential, Z82 Trailering Package, heavy-duty 9.76" axle with 3.42 axle ratio equipped with the 6.2L V8 (available fall 2014), high-capacity rear springs, integrated trailer brake controller, enhanced cooling system and recalibrated shock tuning for increased control. A 3.73 axle ratio is included with the Max Trailering Package with the available 5.3L V8 engine, which can tow up to 11,200 lbs.²

A / TRAILER BRAKE CONTROLLER

For fingertip control and easy monitoring of your trailer brakes, Silverado offers an available integrated trailer brake controller. Conveniently located to the left of the steering wheel, it displays the level of brake force or "gain" in the Driver Information Center.

B / TOW/HAUL MODE

To give you more power to accelerate when trailering or hauling heavy loads, Tow/Haul mode raises transmission upshift points. It also helps you slow Silverado by raising downshift points, using engine compression to slow your Silverado instead of merely braking.

TRAILER SWAY CONTROL

Keep both you and your trailer heading in the same direction, automatically. This system uses StabiliTrak sensors to detect a swaying trailer, and it applies both the vehicle's and the trailer's brakes (if properly equipped) to help bring it back in line.

C / REAR VISION CAMERA

The center screen also serves as your monitor for the available Rear Vision Camera. Its dynamic grid lines provide the perfect target when backing up or hitching a trailer.

HILL START ASSIST

Sensors automatically detect when Silverado is on a 5 percent grade or more. It holds the brakes momentarily or until the accelerator is pressed, preventing rollback. It's most effective when trailering, giving you time to switch from the brake to the accelerator.

AUTO GRADE BRAKING

When in Tow/Haul mode, this standard feature automatically senses when you want to slow your Silverado and engages a Grade Braking shift pattern to help maintain your desired speed.

¹Silverado 1500 LTZ 2WD Double Cab Standard Box or Crew Cab Short Box with optional 6.2L EcoTec3 engine (available fall 2014) with Max Trailering Package. Before you buy a vehicle or use it for trailering, carefully review the trailering section of the Owner's Manual. The weight of passengers, cargo and options or accessories may reduce the amount you can tow. Class is half-ton full-size pickups. ²Silverado Double Cab Standard Box 2WD with optional 5.3L EcoTec3 engine with Max Trailering Package. Before you buy a vehicle or use it for trailering, carefully review the trailering section of the Owner's Manual. The weight of passengers, cargo and options or accessories may reduce the amount you can tow.



A / TRAILER BRAKE CONTROLLER



B / TOW/HAUL MODE



C / REAR VISION CAMERA



THE SILVERADO

HIGH COUNTRY.

Rugged luxury is taken to new heights in the Silverado High Country. The exclusive Saddle premium leather-trimmed interior pleases the eye and makes for a more sophisticated work environment. Unique chrome wheels, 6" chrome assist steps, mirror caps, door handles and grille insert contrast boldly with the body-color front and rear bumpers to outline the truck's chiseled exterior. But it's not all just good looks. We also outfitted the new High Country with a spray-in bedliner, power-sliding rear window, remote start, touch-screen radio with Silverado MyLink,¹ Bose[®] premium audio, halogen projector-beam headlamps, Rear Vision Camera and a trailering package. And to set it apart from other competitive pickups, we built all-new available 4G LTE Wi-Fi² right into the truck.



¹Full functionality requires compatible Bluetooth and smartphone. Some devices require USB connectivity. ²Devices must be WPA2 compliant with active OnStar service and data plan. Wi-Fi devices manufactured prior to 2006 may not be compatible. Please consult your device manufacturer for information regarding the WPA2 security protocol and Wi-Fi device compatibility. Vehicle must be started or in accessory mode to access Wi-Fi. Visit onstar.com for system details and limitations.



/ PAVED ROADS ARE ONLY A SUGGESTION.

Z71 OFF-ROAD

Keep going long after the pavement ends by choosing one of the Silverado Z71 Off-Road models. They include Hill Descent Control, off-road jounce bumpers, a high-capacity air cleaner, underbody transfer case shield protection and monotube Rancho® shocks. Standard on Z71 models is a GM-exclusive automatic locking rear differential, which reacts in milliseconds to low-traction situations for improved forward motion. On wet, snowy or muddy terrain, Silverado takes power from the wheel with less grip and transfers it to the wheel with more traction to keep you moving.





/ IT'S ALL YOU.

Designed and engineered to the same standards as your Silverado, Chevy Accessories allow you to personalize your Silverado and range from functional enhancements like assist steps, splash guards that help deflect mud and rocks and bed management systems to stylish wheels and accents.

A / RECOVERY HOOKS

Add functionality and enhance the appearance of your Silverado with chrome or black recovery hooks.

B / LADDER RACK

Engineered to deliver strong load support, these rack systems and ladder racks by TracRac,[®] a division of Thule,[®] are geared specifically for all trade professionals. They are made of heavy-duty steel to be aerodynamic and quiet.

C / ASSIST STEPS

Make it easier to get into and out of your Silverado with these stylish steps. The 6" rectangular steps are aluminum and the 4" round steps are stainless steel. Both are rust-resistant and available in either chrome or black powder coat.

D / STATIONARY TOOLBOX

This durable, diamond-patterned aluminum toolbox handles up to 250 lbs.¹ It features a removable sliding tray with rubber mat, dual gas shocks for smooth operation and a one-touch latch. It mounts securely to the bed without drilling and has the Chevrolet Bowtie logo. Not available with bed rug or any tonneau cover.

TONNEAU COVERS: HARD FOLDING, TRI-FOLD AND QUAD-FOLD

These hard folding quad-fold tonneau covers provide quick and easy access to the cargo box of your Silverado while providing protection for items in the pickup bed. Not shown.

BED STEP

Get easy access to your Silverado's toolbox and other items in your truck bed with this retractable side step. It mounts on either side of the vehicle, just rear of the truck cab, to give a secure step to easily get to stuff in the front of your truck bed. No-hands, flip-down operation. Shown below.



See chevyaccessories.com to learn about additional options, which are updated regularly. Or talk to your local Chevy dealer.

¹Cargo and load capacity limited by weight and distribution.



B

C

D

EXTERIOR COLORS



¹Extra-cost color. ²Only available on Crew Cab. Not available on WT models.

WHEELS



17" PAINTED STEEL (RD6)
STANDARD ON WT



17" STAINLESS STEEL-CLAD (RD7)
STANDARD ON LS



17" ALUMINUM (Q5U)
STANDARD ON LT AND LT Z71




18" BRIGHT MACHINED (PZX)
STANDARD ON LTZ, AVAILABLE ON LT



18" BRIGHT MACHINED (RD1)
STANDARD ON LTZ Z71, AVAILABLE ON LT Z71

INTERIOR COLORS & SEATING SURFACES

VINYL



DARK ASH WITH JET BLACK ACCENTS
STANDARD ON WT

CLOTH



DARK ASH CLOTH WITH JET BLACK ACCENTS
STANDARD ON LS
AVAILABLE ON WT, LT AND LT Z71



JET BLACK/JET BLACK CLOTH
STANDARD ON LT AND LT Z71



COCOA/DUNE CLOTH
AVAILABLE ON LT AND LT Z71

LEATHER-APPOINTED



JET BLACK/JET BLACK LEATHER-APPOINTED
STANDARD ON LTZ AND LTZ Z71
AVAILABLE ON LT AND LT Z71



JET BLACK/DARK ASH LEATHER-APPOINTED
STANDARD ON LTZ AND LTZ Z71




COCOA/DUNE LEATHER-APPOINTED
STANDARD ON LTZ AND LTZ Z71

PERFORATED LEATHER-APPOINTED



JET BLACK/JET BLACK PERFORATED LEATHER-APPOINTED
AVAILABLE ON LTZ AND LTZ Z71



JET BLACK/DARK ASH PERFORATED LEATHER-APPOINTED
AVAILABLE ON LTZ AND LTZ Z71



COCOA/DUNE PERFORATED LEATHER-APPOINTED
AVAILABLE ON LTZ AND LTZ Z71

SADDLE



SADDLE PERFORATED LEATHER-APPOINTED
STANDARD ON HIGH COUNTRY



20" POLISHED ALUMINUM (RD4)
AVAILABLE ON LT AND LT Z71



20" CHROME-PLATED (RD2)
AVAILABLE ON LTZ AND LTZ Z71



20" CHROME-PLATED (NZJ)
STANDARD ON HIGH COUNTRY




22" 7-SPOKE SILVER (SF1)
ACCESSORY WHEEL³



22" 7-SPOKE SILVER (RX1)
ACCESSORY WHEEL³

³Use only GM-approved tire and wheel combinations. Unapproved combinations may change the vehicle's performance characteristics. For approved tire and wheel combinations and other important information, go to chevyaccessories.com or see your dealer for details.



ONSTAR REMOTELINK APP¹

The 2015 Silverado offers a 5-year OnStar Basic Plan.² This available plan gives you access to the RemoteLink Key Fob Services,² which let you lock and unlock your car doors, activate the horn and lights and even start your Silverado remotely (requires available factory remote start) from your smartphone or tablet. Plus, get OnStar Vehicle Diagnostics and Dealer Maintenance Notification to make service scheduling simple. Along with the 5-year OnStar Basic Plan, a 6-month trial of the Directions & Connections Plan³ is also available and includes Automatic Crash Response, Emergency Services, Stolen Vehicle Assistance, Live Advisor Assistance and available Hands-Free Calling.⁴

¹Available on select Apple,® Android™ and BlackBerry® devices. Services vary by device, vehicle and conditions. Requires an active OnStar subscription. ²Access is available for 5 years from the date of vehicle delivery and is transferable. Does not include any emergency services or other OnStar services. To cancel OnStar RemoteLink Key Fob Services, or if your vehicle is sold, it is important to contact an OnStar Advisor. See onstar.com/mobile for full details. ³Visit onstar.com for coverage map, details and system limitations. Services vary by model and conditions. OnStar acts as a link to existing emergency service providers. Not all vehicles may transmit all crash data. ⁴OnStar Hands-Free Calling requires an existing OnStar service contract and prepaid minutes. Not available in certain markets. Visit onstar.com for coverage map, details and system limitations. ⁵Cargo and load capacity limited by weight and distribution. ⁶When properly equipped; includes weight of vehicle, passengers, cargo and equipment.

CARGO DIMENSIONS ⁵			
DIMENSIONS	SHORT BOX	STANDARD BOX	LONG BOX
Cargo Volume	53.4 cu. ft.	61.0 cu. ft.	76.3 cu. ft.
Inside Width at Floor	51.0"	51.0"	51.0"
Box Length at Floor	69.3"	78.9"	97.8"
EXTERIOR DIMENSIONS			
	REGULAR CAB	DOUBLE CAB	CREW CAB
Height	73.5"-74.1"	73.9"	73.7"-74.2"
Overall Length			
Short Box	—	—	230.0"
Standard Box	205.6"	230.0"	239.6"
Long Box	224.4"	—	—
INTERIOR DIMENSIONS			
	REGULAR CAB	DOUBLE CAB	CREW CAB
Head Room (front/rear)	42.4"/—	42.8"/38.7"	42.8"/40.5"
Leg Room (front/rear)	45.3"/—	45.3"/34.6"	45.3"/40.9"
Shoulder Room (front/rear)	66.0"/—	65.9"/65.8"	66.0"/65.7"
WHEELBASE			
	REGULAR CAB	DOUBLE CAB	CREW CAB
Short Box	—	—	143.5"
Standard Box	119.0"	143.5"	153.0"
Long Box	133.0"	—	—
STANDARD TECHNICAL DATA			
Series / Drive Type	1500 / 2WD	1500 / 4WD	
BRAKES All models: Power 4-wheel antilock braking system	Front disc/rear disc (w/Duralife rotors)	Front disc/rear disc (w/Duralife rotors)	
STEERING	Electric power rack-and-pinion with variable assist	Electric power rack-and-pinion with variable assist	
FUEL TANK CAPACITY (Approx. gals.: Short/Standard/Long Box)	26.0/26.0/34.0	26.0/26.0/34.0	
ALTERNATOR (amps)	150	150	
GVWR⁶ (Gross Vehicle Weight Rating, lbs)			
Regular Cab	6500-6800	6700-7000	
Double Cab	6900-7400	7100-7600	
Crew Cab	6900-7400	7100-7600	

SILVERADO 1500 SPECIFICATIONS

ENGINES

	EcoTec3 4.3L V6 VVT DI AFM Aluminum Block (LV3) (FlexFuel capability standard)	EcoTec3 5.3L V8 VVT DI AFM Aluminum Block (L83) (FlexFuel capability optional)	EcoTec3 6.2L V8 VVT DI AFM Aluminum Block (L86) (Available fall 2014)
CAPACITY	4.3 liters (262 cu. in.)	5.3 liters (325 cu. in.)	6.2 liters (376 cu. in.)
SAE NET HORSEPOWER @ RPM	285@5300 gasoline	355@5600 gasoline	420@5600 gasoline
SAE NET TORQUE @ RPM (LB-FT)	305@3900 gasoline	383@4100 gasoline	460@4100 gasoline
ENGINE/ MODEL AVAILABILITY			
Regular Cab	●	○	—
Double Cab	●	○	○
Crew Cab	●	○	○
FUEL ECONOMY (city/hwy mpg)			
2WD	18/24 ⁷	16/23 ⁷	EPA estimates not yet available.
4WD	17/22 ⁷	16/22 ⁷	EPA estimates not yet available.
TRANSMISSION:	1500: Electronically controlled 6-speed automatic transmission with overdrive, electronic engine grade braking and Tow/Haul mode with 4.3L V6 and 5.3L V8. 8-speed automatic transmission with the 6.2L V8.		

SILVERADO 1500 SUSPENSIONS⁸

FRONT SUSPENSION COIL-OVER-SHOCK

FRONT AXLE/ SPRING CAPACITY (lbs)	2WD (Short/Standard/Long Box)	4WD
Regular Cab	—/3200/3300	—/3950/3950
Double Cab	—/3850/—	—/3950/—
Crew Cab	3850/3850/—	3950/3950/—

REAR SUSPENSION SEMI-ELLIPTICAL 2-STAGE MULTILEAF SPRINGS

REAR AXLE/SPRING CAPACITY (LBS)	2WD (Short/Standard/Long Box)	4WD
Regular Cab	—/3800/3950	—/3850/3950
Double Cab	—/3950/—	—/3950/—
Double Cab w/Max Trailering Package ⁹	—/4300/—	—/4300/—
Crew Cab	3950/3950/—	3950/3950/—
Crew Cab w/Max Trailering Package ⁹	4300/4300/—	4300/4300/—

KEY ● STANDARD ○ AVAILABLE — NOT AVAILABLE

⁷EPA estimate. ⁸Capacities and weight ratings are dependent on model, engine, transmission and GVWR combinations. See your Chevrolet dealer for details. ⁹See your Chevrolet dealer for additional details.

SILVERADO SPECIFICATIONS CONTINUED

PAYLOAD AND TRAILERING SPECIFICATIONS				
Model	Engine	Axle Ratio	Max Payload ¹	Max Conventional Trailering ²
Regular Cab Standard Box	4.3L	3.23	1950	6100
2WD	5.3L	3.08	1940	7000
	5.3L	3.42	1940	9000
Regular Cab Standard Box	4.3L	3.42	1920	7600
4WD	5.3L	3.08	1900	6700
	5.3L	3.42	1900	8700
Regular Cab Long Box	4.3L	3.23	1980	5900
2WD	5.3L	3.08	1980	6800
	5.3L	3.42	1980	9800
Regular Cab Long Box	4.3L	3.42	1920	7400
4WD	5.3L	3.08	1910	6500
	5.3L	3.42	1910	9500
Double Cab Standard Box	4.3L	3.23	1870	5600
2WD	5.3L	3.08	1870	6500
	5.3L	3.42	1870	9500
	5.3L	3.73 ³	2260 ³	11,200 ³
	6.2L	3.23	1840	9500
	6.2L	3.42 ³	2130 ³	12,000 ³
Double Cab Standard Box	4.3L	3.42	1850	7200
4WD	5.3L	3.08	1850	6200
	5.3L	3.42	1850	9200
	5.3L	3.73 ³	2270 ³	11,000 ³
	6.2L	3.23	1790	9200
	6.2L	3.42 ³	2110 ³	11,900 ³
Crew Cab Short Box	4.3L	3.23	1800	5600
2WD	5.3L	3.08	1800	6400
	5.3L	3.42	1800	9400
	5.3L	3.73 ³	2180 ³	11,100 ³
	6.2L	3.23	1780	9400
	6.2L	3.42 ³	2060 ³	12,000 ³

6.2L V8 ENGINE AVAILABLE FALL 2014

PAYLOAD AND TRAILERING SPECIFICATIONS continued				
Model	Engine	Axle Ratio	Max Payload ¹	Max Conventional Trailering ²
Crew Cab Short Box	4.3L	3.42	1790	7100
4WD	5.3L	3.08	1820	6200
	5.3L	3.42	1820	9200
	5.3L	3.73 ³	2210 ³	10,900 ³
	6.2L	3.23	1740	9200
	6.2L	3.42 ³	2050 ³	11,800 ³
Crew Cab Standard Box	4.3L	3.23	1710	5500
2WD	5.3L	3.08	1710	6400
	5.3L	3.42	1710	9400
	5.3L	3.73 ³	2090 ³	11,000 ³
	6.2L	3.23	1690	9300
	6.2L	3.42 ³	1980 ³	11,900 ³
Crew Cab Standard Box	4.3L	3.42	1710	7000
4WD	5.3L	3.08	1710	6100
	5.3L	3.42	1710	9100
	5.3L	3.73 ³	2100 ³	10,800 ³
	6.2L	3.23	1660	9100
	6.2L	3.42 ³	1970 ³	11,700 ³

6.2L V8 ENGINE AVAILABLE FALL 2014

SILVERADO AXLE RATINGS AND PLOW WEIGHTS			
FRONT GROSS AXLE WEIGHT RATING (FGAWR) WITH SNOW PLOW PREP PACKAGE (4WD MODELS ONLY)			
BODY	ENGINE	ENGINE TYPE	1500
Regular Cab	4.3L	Gas	3950
	5.3L	Gas	3950
MAXIMUM PLOW WEIGHTS (4WD MODELS ONLY)			
BODY	ENGINE	ENGINE TYPE	1500
Regular Cab	4.3L	Gas	40/500 ⁴
	5.3L	Gas	40/500 ⁴

¹These maximum payload ratings are intended for comparison purposes only. Before you buy a vehicle or use it to haul people or cargo, carefully review the vehicle loading section of the Owner's Manual and check the carrying capacity of your specific vehicle on the label on the inside of the driver's door jamb. ²Before you buy a vehicle or use it for trailering, carefully review the trailering section of the Owner's Manual. The weight of passengers, cargo and options or accessories may reduce the amount you can tow. ³Requires Max Trailering Package and 6.2L V8, available fall 2014. See your Chevrolet dealer for more details. ⁴100/xxx=100 lbs maximum of permanently attached snow plow mounting hardware/xxx lbs maximum of removable snow plow blade and blade hardware. Maximum plow weights based on a vehicle with average manufacturer option content and 150 lbs each for driver and one additional front-seat occupant. Additional equipment and occupants will reduce maximum plow weight. Rear compensating weight may be required to maintain front axle weight below 65% of total vehicle weight when equipped with snow plow. Consult your snow plow manufacturer for specific compensating weight recommendation.

TRIM LEVELS	WT	LS	LT	LT Z71	LTZ	LTZ Z71	HIGH COUNTRY
CONFIGURATIONS							
REGULAR CAB	○	○	○	○	—	—	—
DOUBLE CAB	○	○	○	○	○	○	—
CREW CAB	○	○	○	○	○	○	○
2WD	○	○	○	○	○	○	○
4WD	○	○	○	○	○	○	○
MECHANICAL							
AIR CLEANER High capacity	—	—	—	●	—	—	—
ALUMINIZED STAINLESS-STEEL MUFFLER AND TAILPIPE	●	●	●	●	●	●	●
ALTERNATOR 150 amps	●	●	●	●	●	●	●
BATTERY Heavy-duty maintenance-free with rundown protection and retained accessory power	●	●	●	●	●	●	●
BRAKES 4-wheel disc with Duralife rotors, 4-wheel antilock	●	●	●	●	●	●	●
AUXILIARY EXTERNAL TRANSMISSION OIL COOLER Included and only available with V8 engine on WT, LS, LT and LT Z71 models	○	○	○	○	●	●	●
EATON® HEAVY-DUTY AUTOMATIC LOCKING REAR DIFFERENTIAL Included with Trailing Package or Max Trailing Package	○	○	○	●	●	●	●
ENGINE 4.3L V6 EcoTec3 with aluminum block. Includes Active Fuel Management, Direct Injection and continuously Variable Valve Timing. Includes FlexFuel capability.	●	●	●	—	—	—	—
5.3L V8 EcoTec3 with aluminum block. Includes Active Fuel Management, Direct Injection and continuously Variable Valve Timing. FlexFuel capability is optional.	○	○	○	○	●	●	●
6.2L V8 EcoTec3 with aluminum block. Includes Active Fuel Management, Direct Injection and continuously Variable Valve Timing. Available fall 2014.	—	—	—	—	○	○	○
STABILITRAK STABILITY CONTROL SYSTEM Includes Proactive Roll Avoidance, traction control, electronic trailer sway control and Hill Start Assist	●	●	●	●	●	●	●
TRANSMISSION 6-speed automatic, electronically controlled with overdrive and Tow/Haul mode. Includes Cruise Grade Braking and Powertrain Grade Braking.	●	●	●	●	●	●	●
8-speed automatic, electronically controlled with overdrive and Tow/Haul mode. Includes Cruise Grade Braking and Powertrain Grade Braking. Standard and only available with the 6.2L V8 engine.	—	—	—	—	○	○	○
INTEGRATED TRAILER BRAKE CONTROLLER Requires Trailing Package on WT, LS and LT models. Included with Max Trailing Package and High Country Premium Package.	○	○	○	○	○	○	○
TRANSFER CASE 2-speed. Includes floor-mounted shifter (4WD models only).	●	●	—	—	—	—	—
AutoTrac active transfer case (4WD models only)	—	—	●	●	●	●	●
Z71 EQUIPMENT Includes monotube Rancho® brand shocks, Hill Descent Control, underbody transfer case shield on 4WD models and recovery hooks	—	—	—	●	●	●	—
INSTRUMENTATION AND CONTROLS							
DRIVER INFORMATION CENTER With monochromatic 3.5" diagonal display. Provides warning messages, odometer, trip odometer and basic vehicle information.	●	●	—	—	—	—	—
With 4.2" diagonal color display. Includes driver personalization, warning messages, odometer, trip odometer and vehicle information.	—	—	●	●	●	●	●
DEFROSTER Rear-window electric. On LT and LT Z71 models, included and only available with LT Convenience Package, All Star Edition or LT Plus Package.	○	○	○	○	●	●	●
POWER-ADJUSTABLE PEDALS On LT and LT Z71 models, included and only available with LT Plus Package. On LTZ and LTZ Z71 models, included and only available on LTZ Plus Package. On High Country, included and only available with High Country Premium Package. Not available on Regular Cab models.	—	—	○	○	○	○	○
110-VOLT POWER OUTLET In-cabin, 3-prong, household-style outlet. Included and only available with WT Convenience Package on WT or LS models. On LT and LT Z71 models, included and only available with LT Convenience Package or All Star Edition.	○	○	○	○	●	●	●
STEERING WHEEL Leather-wrapped with audio and cruise controls	—	—	●	●	●	●	●
Heated and leather-wrapped with audio and cruise controls on LTZ and LTZ Z71 models. Included and only available with LTZ Plus Package. On High Country, included and only available with High Country Premium Package.	—	—	—	—	○	○	○
STEERING COLUMN Tilt-Wheel, manual operation	●	●	●	●	—	—	—
Tilt-Wheel and telescopic manual operation. On LT and LT Z71 models, included and only available with LT Convenience Package or All Star Edition. Not available with 4.3L engine.	—	—	○	○	●	●	●
SEATING							
SEATS Front 40/20/40 split bench, 3-passenger, driver and front-passenger manual recline with outboard head restraints and center fold-down armrest with storage. Vinyl has fixed lumbar and cloth has manually adjustable driver lumbar.	●	●	—	—	—	—	—
Front 40/20/40 split bench, 3-passenger. Available in cloth or leather-appointed. Includes driver and front-passenger recline with outboard head restraints and center fold-down armrest with storage. Also includes manually adjustable driver lumbar and lockable storage compartment in center seat cushion.	—	—	●	●	—	—	—
Seat adjuster, driver 10-way power. Requires bench seating. Included with LT Convenience Package or All Star Edition.	—	—	○	○	—	—	—

KEY ● STANDARD ○ AVAILABLE — NOT AVAILABLE

TRIM LEVELS	WT	LS	LT	LT Z71	LTZ	LTZ Z71	HIGH COUNTRY
Front cloth bucket seats with heat. Includes 10-way power driver and 6-way power front-passenger seat adjusters, including driver/front-passenger power recline and driver/front-passenger power lumbar. Also includes adjustable driver head restraint, floor console and storage pockets.	—	—	○	○	—	—	—
Front 40/20/40 leather-appointed split bench, 3-passenger with heat for outboard seats. Includes 10-way power driver and front-passenger seat adjusters, including driver and front-passenger power recline, driver/front-passenger power lumbar, 2-position driver memory and adjustable outboard head restraints.	—	—	—	—	●	●	—
Front full-feature leather-appointed bucket seats with heated seat cushions and seatbacks. Includes 10-way power (12-way High Country) driver and front-passenger seat adjusters, including 2-way power (4-way High Country) lumbar control, 2-position driver memory, adjustable head restraints, floor console and storage pockets.	—	—	—	—	○	○	●
Heated driver and front-passenger seats. On LT models, requires LT Convenience Package with cloth front bench seat. Included with optional front bucket seats or leather-appointed front bench seat.	—	—	○	○	●	●	—
Heated and cooled perforated leather-appointed front bucket seats. Requires front bucket seats with driver-seat memory.	—	—	—	—	○	○	●
Rear folding 3-passenger bench. Double Cab models only. Includes child seat top tether anchor.	●	●	—	—	—	—	—
Rear folding 60/40 split 3-passenger bench. Includes child seat top tether anchor. Not available on Double Cab WT or LS models.	●	●	●	●	●	●	●
INTERIOR DETAILS							
CLIMATE CONTROL Single-zone manual air conditioning	●	●	●	●	—	—	—
Dual-zone automatic climate control. On LT and LT Z71 models, included and only available with LT Convenience Package or All Star Edition. Not available on Regular Cab models.	—	○	○	○	●	●	●
CRUISE CONTROL Steering-wheel mounted	●	●	●	●	●	●	●
DOOR LOCKS Power	●	●	●	●	●	●	●
FLOOR COVERING Color-keyed carpeting with rubberized vinyl floor mats. Includes color-keyed carpeted floor mats on High Country. (Double and Crew Cab models include second-row floor mats.)	○	○	●	●	●	●	●
Graphite-colored rubberized vinyl	●	●	○	○	—	—	—
REAR PARK ASSIST Ultrasonic. Included and only available with LT Plus Package.	—	—	○	○	—	—	—
FRONT AND REAR PARK ASSIST Ultrasonic. Included and only available with LTZ Plus Package or Driver Alert Package. On LT models, requires Regular Cab and Driver Alert Package.	—	—	○	—	○	○	●
REAR VISION CAMERA On LT and LT Z71 models, included and only available with LT Convenience Package or All Star Edition	—	—	○	○	●	●	●
REMOTE START On LT models, included and only available with LT Convenience Package or All Star Edition	—	—	○	○	●	●	●
REMOTE KEYLESS ENTRY Included and only available with Convenience Package on WT models	○	●	●	●	●	●	●
REARVIEW MIRROR With manual day/night adjustment	●	●	●	●	—	—	—
With inside rearview auto-dimming feature. On LS and LT models, included and only available with Power Camper Mirrors.	—	○	○	—	●	●	●
SILL PLATES Brushed-metal on Z71 and High Country	—	—	—	●	—	—	●
SUNROOF Power sliding with express-open. Crew Cab models only.	—	—	—	—	○	○	○
UNIVERSAL HOME REMOTE On LT and LT Z71 models, included and only available with LT Plus Package. Not available on Regular Cab models.	—	—	○	○	●	●	●
WINDOWS Power with driver express-up and -down and express-down on all other windows. On WT models, standard on Double and Crew Cab models.	○	○	●	●	●	●	●
Power rear sliding with rear defroster. On LT and LT Z71 models, included and only available with LT Plus Package. Not available on Regular Cab models.	—	—	○	○	●	●	●
OPTION PACKAGES							
WT CONVENIENCE PACKAGE Includes tinted windows, 110-volt outlet, Rear Vision Camera, remote keyless entry and power mirrors. Includes power windows on Regular Cab models.	○	—	—	—	—	—	—
LS CONVENIENCE PACKAGE Includes Rear Vision Camera and 110-volt outlet	—	○	—	—	—	—	—
LT CONVENIENCE PACKAGE Includes driver 10-way power seat adjuster, manual tilt telescoping steering column (not available with 4.3L engine), remote vehicle start system, Rear Vision Camera, rear-window defroster, 110-volt power outlet and front fog lamps. Also includes MyLink® 8" diagonal audio system and dual-zone climate control on Double and Crew Cab models only. Not available with All Star Edition.	—	—	○	○	—	—	—
LT PLUS PACKAGE Includes rear sliding power window, Universal Home Remote, Rear Park Assist, power-adjustable pedals and rear-window defroster. Not available on Regular Cab models.	—	—	○	○	—	—	—
LTZ PLUS PACKAGE Includes power-adjustable pedals, Bose® premium audio system, Front and Rear Park Assist and heated leather steering wheel. Not available on Regular Cab models.	—	—	—	—	○	○	—
DRIVER ALERT PACKAGE Includes Lane Departure Warning, Forward Collision Alert, Safety Alert Driver Seat and Front and Rear Park Assist. Requires heated and cooled driver and front-passenger bucket seats on Double and Crew Cab models. On LT models, requires Jet Black cloth bucket seats on Regular Cab only.	—	—	○	—	○	○	—
HIGH COUNTRY PREMIUM PACKAGE Includes Driver Alert Package, heated steering wheel, power-adjustable pedals and trailer brake controller. Crew Cab models only.	—	—	—	—	—	—	○

*Full functionality requires compatible Bluetooth® and smartphone. Some devices require USB connectivity. Data plan rates apply.

TRIM LEVELS	WT	LS	LT	LT Z71	Ltz	Ltz Z71	HIGH COUNTRY
-------------	----	----	----	--------	-----	---------	--------------

OPTION PACKAGES, continued

RALLY 1 EDITION Includes body-color grille, gloss black door handles and mirror caps, black design decals and Bowtie badges	—	—	○	—	—	—	—
RALLY 2 EDITION Includes body-color grille, gloss black door handles and mirror caps, painted black grille surround, black design decals and Bowtie badges, 22" 5-spoke black wheels, 4" round black tubular assist steps, driver 10-way power seat adjuster, dual-zone climate control, manual tilt telescoping steering column (not available with 4.3L engine), remote vehicle start system, MyLink ¹ 8" diagonal audio system, Rear Vision Camera, rear-window defroster and 110-volt power outlet. On LT models, includes Trailing Package with locking rear differential and fog lamps. Not available with Max Trailing Package, LT Convenience Package or Custom Sport Package. Available on Double and Crew Cab models only.	—	—	○	—	—	—	—
CHROME ESSENTIALS PACKAGE Includes polished exhaust tip (LPO), chrome recovery hooks (LPO) and 6" assist steps. Not available on Regular Cab models.	—	—	○	—	—	—	—
CHROME BUMPER PACKAGE Includes rear chrome bumper with corner steps and chrome front bumper	○	—	—	—	—	—	—
ALL STAR EDITION Includes driver 10-way power seat adjuster, dual-zone climate control, manual tilt telescoping steering column (not available with 4.3L engine), remote vehicle start system, MyLink ¹ 8" diagonal audio system, Rear Vision Camera, rear-window defroster and 110-volt power outlet. On LT models, includes Trailing Package with locking rear differential and fog lamps. Not available with Max Trailing Package, LT Convenience Package or Custom Sport Package. On LT Z71 models, includes RD1 18" bright-machined aluminum wheels. Not available with LT Convenience Package. Available on Double and Crew Cab models only.	—	—	○	○	—	—	—
CUSTOM SPORT PACKAGE On LT models, includes Trailing Package and 20" polished aluminum wheels. Not available with Max Trailing Package or All Star Edition. On LTZ models, includes 20" chrome wheels and Bose sound speakers. Not available with Max Trailing Package. Available on Double and Crew Cab models only.	—	—	○	—	○	—	—
TRAILERING PACKAGE Includes automatic locking rear differential on WT, LT and LT Z71 models, trailer hitch platform and integrated 7-pin and 4-pin connectors. On LT Double and Crew Cab models, included when available Max Trailing Package is ordered.	○	○	○	○	●	●	●
MAX TRAILERING PACKAGE Includes 9.76" rear axle (3.73 axle ratio with 5.3L engine, 3.42 axle ratio with 6.2L engine, which is available fall 2014), trailer brake controller, enhanced cooling radiator, revised shock tuning for increased control, heavier-duty rear springs and increased RGAWR. On LT models, includes Trailing Package and automatic locking rear differential. Requires 5.3L V8 engine. On LTZ models, requires 5.3L V8 engine or 6.2L V8 engine.	—	—	○	—	○	—	—
SNOW PLOW PREP PACKAGE Includes heavy-duty front springs, underbody transfer case shield, 170-amp generator, provisions for roof-mounted lamps and high-capacity air cleaner. Available on Regular Cab 4WD models only.	○	○	○	○	—	—	—

ENTERTAINMENT/COMMUNICATION/NAVIGATION

4.2" DIAGONAL COLOR RADIO Includes AM/FM, USB port, ² auxiliary jack and SD card slot	●	—	—	—	—	—	—
CHEVROLET MYLINK 4.2" DIAGONAL COLOR RADIO¹ Includes AM/FM/CD/HD, USB ports ² SD card slot, auxiliary jack, Bluetooth ³ streaming audio for music and select phones, hands-free smartphone integration, available Pandora [®] internet radio and voice-activated technology for radio and phone	○	●	●	●	—	—	—
CHEVROLET MYLINK 8" DIAGONAL COLOR TOUCH RADIO¹ Includes AM/FM/SiriusXM ⁴ (standard for 3 months)/HD, USB ports ² ; SD card slot, auxiliary jack, Bluetooth ³ streaming audio for music and select phones, hands-free smartphone integration, available Pandora [®] internet radio and voice-activated technology for radio and phone. On LT models, included and only available with LT Convenience Package or All Star Edition. Not available on Regular Cab models.	—	—	○	○	●	●	●
CHEVROLET MYLINK 8" DIAGONAL COLOR TOUCH RADIO WITH NAVIGATION⁵ Includes all features of 8" Chevrolet MyLink Color Touch Radio plus Navigation feature. Not available on Regular Cab models.	—	—	○	○	○	○	○
Single-slot CD/MP3 player	—	●	●	●	●	●	●
6-SPEAKER AUDIO SYSTEM 4-speaker audio on Regular Cab WT models	●	●	●	●	●	●	●
Bose premium audio system with 6 speakers (7-speaker system including subwoofer when ordered with bucket seats). On LT models, requires LT Convenience Package or All Star Package. On LTZ models, included and only available with LTZ Plus Package or Custom Sport Package.	—	—	○	○	○	○	○
REAR-SEAT DVD ENTERTAINMENT SYSTEM Includes rear-seat DVD/Blu-ray player with 9.2" diagonal LCD display, 2 sets of wireless headphones and A/V remote control. On LTZ models, requires front bucket seats and Bose premium audio system. Replaces single-slot CD/MP3 player. Crew Cab models only.	—	—	—	—	○	○	○
BLUETOOTH³ FOR PHONE Personal cell phone connectivity to vehicle audio system. Included and only available with Chevrolet MyLink ¹ 4.2" diagonal Color Radio on WT models.	○	○	●	●	●	●	●
ONSTAR⁶ Directions & Connections Plan. 6-month subscription.	○	●	●	●	●	●	●
ONSTAR WITH 4G LTE⁷ Plus Wi-Fi hotspot with trial period of 3 months or 3GB, whichever comes first	○	●	●	●	●	●	●
SIRIUSXM⁴ SATELLITE RADIO Including 3 trial months of service. On WT models, requires Chevrolet MyLink ¹ 4.2" diagonal Color Radio and OnStar. ⁶	○	●	●	●	●	●	●

KEY ● STANDARD ○ AVAILABLE — NOT AVAILABLE

¹Full functionality requires compatible Bluetooth and smartphone. Some devices require USB connectivity. Data plan rates apply. ²Not compatible with all devices. ³Go to gmtotalconnect.com to find out which phones are compatible with the vehicle. ⁴If you subscribe after your trial period, subscriptions are continuous until you call SiriusXM to cancel. See SiriusXM Customer Agreement for complete terms at siriusxm.com. Other fees and taxes will apply. All fees and programming subject to change. For more information about NavTraffic, visit siriusxm.com/navtraffic. For more information about Travel Link, visit siriusxm.com/travelink. XM satellite service is available only to those in the 48 contiguous USA and DC. Sirius, XM and all related marks and logos are trademarks of SiriusXM Radio, Inc. ⁵Full functionality requires compatible Bluetooth and smartphone. Some devices require USB connectivity. Map coverage available in the United States, U.S. Virgin Islands, Puerto Rico and Canada. ⁶OnStar services require vehicle electrical system (including battery), wireless service and GPS satellite signals to be available and operating for features to function properly. OnStar acts as a link to existing emergency service providers. Not all vehicles may transmit all crash data. Subscription Service Agreement required. Call 1-888-4ONSTAR (466-7827) or visit onstar.com for OnStar's Terms and Conditions, Privacy Policy, details and system limitations. ⁷Devices must be WPA2 compliant with active OnStar service and data plan. Wi-Fi devices manufactured prior to 2006 may not be compatible. Please consult your device manufacturer for information regarding the WPA2 security protocol and Wi-Fi device compatibility. Vehicle must be started or in accessory mode to access Wi-Fi. Visit onstar.com for details and system limitations. ⁸A NOTE ON CHILD SAFETY: Always use safety belts and the correct child restraint for your child's age and size, even with air bags. Even in vehicles equipped with the Passenger Sensing System, children are safer when properly secured in a rear seat in the appropriate infant, child or booster seat. Never place a rear-facing infant restraint in the front seat of any vehicle equipped with an active frontal air bag. See your vehicle Owner's Manual and child safety seat instructions for more safety information.

TRIM LEVELS	WT	LS	LT	LT Z71	Ltz	Ltz Z71	HIGH COUNTRY
-------------	----	----	----	--------	-----	---------	--------------

EXTERIOR STYLING AND FUNCTIONALITY

ASSIST STEPS Chromed tubular with 6" rectangular design. Factory-installed on Crew Cab models only.	○	○	○	○	○	○	●
BUMPERS Front, black	●	—	—	—	—	—	—
Front, chrome. Includes unique lower appearance on Z71 models. On WT models, included and only available with Chrome Bumper Package.	○	●	●	●	●	●	—
Rear, black with integrated bumper corner steps	●	—	—	—	—	—	—
Rear, chrome with integrated rear bumper corner steps. On WT models, included and only available with Chrome Bumper Package.	○	●	●	●	●	●	—
Front, body-color	—	—	—	—	—	—	●
Rear, body-color with rear bumper corner steps	—	—	—	—	—	—	●
CARGO BOX Movable tie-downs, high mounted (4)	○	○	○	○	○	○	○
DOOR HANDLES Black	●	●	—	—	—	—	—
Body color	—	—	●	●	●	●	●
Chrome	—	—	—	—	●	●	●
FOG LAMPS Front, halogen. On LT models, included and only available with LT Convenience Package.	—	—	○	●	●	●	●
GRILLE SURROUND Chrome	—	●	●	●	●	●	●
Z71-specific with badge	—	—	—	—	●	●	—
GLASS Solar-Ray tinted	●	—	—	—	—	—	—
Solar-Ray deep-tinted. Included and only available with WT Convenience Package on WT models.	○	●	●	●	●	●	●
LIGHTS Halogen reflector headlamps	●	●	●	●	—	—	—
Halogen projector-beam	—	—	—	—	●	●	●
Under-rail LED lighting, cargo box	○	○	○	○	○	○	○
MOLDINGS Bodyside, chrome	—	—	—	—	●	●	●
Bodyside, body-color	—	—	●	●	●	●	—
RECOVERY HOOKS Front frame-mounted (black). Available on 2WD models. Standard on 4WD models. Also included on 2WD Z71 and High Country models.	●	●	●	●	●	●	●
SPRAY-IN BEDLINER with Bowtie logo	○	○	○	○	○	○	●
TAILGATE	●	—	—	—	—	—	—
Includes EZ-Lift and Lower Tailgate feature	—	—	●	●	●	●	●
WHEELHOUSE LINERS Rear. Double Cab and Crew Cab models only.	—	—	●	●	●	●	●

OUTSIDE MIRRORS

MIRRORS Black, manual	●	—	—	—	—	—	—
Black, power-adjustable with heated glass and driver-side spotter mirror. Included and only available with WT Convenience Package on WT. Mirror caps on LT models are upgradable to body color when Custom Sport Package is ordered.	○	●	—	—	—	—	—
Color matching, power-adjustable with heated glass and driver-side spotter mirror	—	—	●	●	—	—	—
Chrome cap, heated, power-adjustable, power-folding and driver-side auto-dimming with integrated turn signal indicators and puddle lamps (includes driver-side spotter mirror)	—	—	—	—	●	●	●
Black, vertical camper-style with manual folding and extension and lower convex spotter glass. Requires Trailing Package.	○	—	—	—	—	—	—
Black, heated, power-adjustable vertical camper-style with manual folding and extension, lower convex spotter glass and auxiliary cargo lamp. Requires Trailing Package on LS models. Requires Max Trailing Package on LT models. Not available on Regular Cab LT models.	—	○	○	—	—	—	—
Chrome cap, heated, power-adjustable, vertical camper-style with power-folding/manual/extension, driver memory, lower convex spotter glass, integrated turn-signal indicators, backup lights, amber auxiliary clearance lamps and auxiliary cargo lamp. Requires available Max Trailing Package.	—	—	—	—	○	—	—

SAFETY AND SECURITY

AIR BAGS⁸ Dual-stage frontal for driver and front passenger with Passenger Sensing System	●	●	●	●	●	●	●
Front-seat-mounted side-impact driver and right-front-passenger air bags for thorax and pelvis protection	●	●	●	●	●	●	●
Front and rear head curtain side-impact air bags for all outboard seating positions	●	●	●	●	●	●	●
LANE DEPARTURE WARNING AND FORWARD COLLISION ALERT Included and only available with Driver Alert Package. On LT models, requires Regular Cab.	—	—	○	—	○	○	○
SAFETY ALERT DRIVER SEAT Included and only available with Driver Alert Package. On LT models, requires Regular Cab.	—	—	○	—	○	○	○
THEFT DETERRENT SYSTEM Unauthorized entry. Included and only available with remote vehicle start system on LT and LT Z71 models.	—	—	○	○	●	●	●

IMPORTANT WORDS

THE BEST PICKUP COVERAGE IN AMERICA

For 2015, Silverado 1500 comes with the industry's best pickup coverage; it includes: 2-year/24,000-mile recommended scheduled maintenance,¹ 3-year/36,000-mile bumper-to-bumper limited warranty² and 5-year/100,000-mile powertrain limited warranty,² Roadside Assistance and Courtesy Transportation.


Starting with the owner orientation—and full tank of gas—you receive when you take possession of your Silverado to the **24-Hour Roadside Assistance, Courtesy Transportation and Travel Benefits**, you receive a portfolio of owner privileges that lasts throughout your warranty. For expert product information, Roadside Assistance or other services, call 1-800-243-8872.

TRAVEL BENEFITS AND ROADSIDE ASSISTANCE Available around the clock: trip routing service, a program for reimbursement for trip interruption due to necessary warranty repairs, towing, flat tire change, jump-starts and more for 5 years or 100,000 miles (whichever comes first).


COURTESY TRANSPORTATION Available at participating dealers: shuttle service, reimbursement of certain public transportation or fuel expenses for overnight warranty repairs, and courtesy rental for overnight work repairs. See your dealer for details.

CHEVROLET OWNER CENTER A complimentary, one-stop resource to enhance your Chevrolet ownership experience. It's easy to sign up. Just go to gm.com/gmownercenter/chevrolet.

SIRIUSXM SATELLITE RADIO

 SiriusXM Satellite Radio³ is standard on all Silverado models (available on WT). It includes 3 trial months of service. SiriusXM Satellite Radio makes your drive come alive with commercial-free music channels from virtually every genre, artist-dedicated channels, live performances and more. Tune in to live play-by-play from the biggest sports, exclusive entertainment from top personalities, compelling talk, hilarious comedy, world-class news, local traffic and weather and family-friendly programming. Welcome to the world of satellite radio. Visit siriusxm.com for details.

CHEVROLET CERTIFIED SERVICE

 **Certified Service** To help your Silverado live up to its performance promise, Chevrolet Certified Service—found exclusively at your Chevrolet dealer—is there. With all the engineering excellence in Silverado, GM-trained technicians have the expertise to care for all of it.

A NOTE ON CHILD SAFETY Always use safety belts and the correct child restraint for your child's age and size, even with air bags. Even in vehicles equipped with the Passenger Sensing System, children are safer when properly secured in a rear seat in the appropriate infant, child or booster seat. Never place a rear-facing infant restraint in the front seat of any vehicle equipped with an active frontal air bag. See the Owner's Manual and child safety seat instructions for more safety information.

ADDITIONAL NOTES

TRAILERING AND OFF-ROAD INFORMATION Please carefully review the Owner's Manual for important safety information about trailering or off-road driving in your vehicle.

IMPORTANT WORDS ABOUT THIS CATALOG We have tried to make this catalog comprehensive and factual. We reserve the right, however, to make changes at any time, without notice, in prices, colors, materials, equipment, specifications, models and availability. Specifications, dimensions, measurements, ratings and other numbers in this catalog and other printed materials provided at the dealership or affixed to vehicles are approximates based upon design and engineering drawings and prototypes and laboratory tests. Your vehicle may differ due to variations in manufacture and equipment. Since some information may have been updated since the time of printing, please check with your Chevrolet dealer for complete details. Chevrolet reserves the right to lengthen or shorten the model year for any product for any reason, or to start and end model years at different times. All competitive claims are based on the latest information available at the time of printing and the GM Large Pickup segment.

BUYPOWER CARD™



Now it's even easier to get into the Chevrolet of your dreams. Every purchase gives you Earnings redeemable toward part or even all of a new Chevrolet, GMC, Buick or Cadillac. Every year, enjoy 5 percent Earnings on your first \$5,000 in purchases and 2 percent unlimited Earnings after that. No expiration on Earnings and no limit on how much you can earn or redeem. **YOUR CARD IS THE KEY.™**

FLEET ORDERS Some standard content may be deleted with fleet orders. See dealer for details.

ENGINES Chevrolet products are equipped with engines produced by GM Powertrain or other suppliers to GM worldwide. The engines in Chevrolet products may also be used in other GM makes and models.

CHEVROLET.COM See more of Silverado on our Web site: chevrolet.com/2015silverado. More photos and information; hot links to related subjects; convenient dealer locator; pricing guide, spec out your own vehicle. Or call 1-800-950-CHEV.

AN IMPORTANT NOTE ABOUT ALTERATIONS AND WARRANTIES Installations or alterations to the original equipment vehicle (or chassis) as distributed by General Motors are not covered by the General Motors New-Vehicle Limited Warranty. The special body company, assembler, equipment installer or upfitter is solely responsible for warranties on the body or equipment and any alterations (or any effect of the alterations) to any of the parts, components, systems or assemblies installed by GM. General Motors is not responsible for the safety or quality of design features, materials or workmanship of any alterations by such suppliers.

NEW-VEHICLE LIMITED WARRANTY All Chevrolet light-duty vehicles come with a fully transferable, no-deductible 5-year/100,000-mile (whichever comes first) Powertrain Limited Warranty. GM vehicles registered in the USA are also covered for 3 years or 36,000 miles (whichever comes first). Coverage includes tires and towing to your nearest Chevrolet dealership. Repairs will be made to correct any vehicle defect and most warranty repairs will be made at no charge. In addition, rust-through corrosion will be covered for 6 years or 100,000 miles (whichever comes first). See dealer for details. The 2015 Silverado 1500 also offers a 2-year/24,000-mile maintenance plan.¹

ASSEMBLY Chevrolet vehicles and their components are assembled or produced by different operating units of General Motors, its subsidiaries or suppliers to GM worldwide. We sometimes find it necessary to produce Chevrolet vehicles with different or differently sourced components than originally scheduled. Since some options may be unavailable when your vehicle is assembled, we suggest that you verify that your vehicle includes the equipment you ordered or, if there are changes, that they are acceptable to you.

GMMOBILITY.COM (1-800-323-9935) GM Mobility offers financial assistance for eligible adaptive equipment to make automotive travel easier for persons with disabilities or special transportation needs. To learn more about special GM Mobility offers, visit gmmobility.com.



ACCESSORIES

Most Chevrolet parts and accessories sold and installed on a Chevrolet vehicle by a Chevrolet dealer or a Chevrolet-approved Accessory Distributor/Installer (ADI) before delivery to the customer are covered under applicable portion (Bumper-to-Bumper, Powertrain, etc.) of the New-Vehicle Limited Warranty. If Chevrolet accessories are installed after vehicle delivery, or are replaced under the New-Vehicle Limited Warranty, they will be covered, parts and labor, for the longer of the following: a) 12 months/12,000 miles (whichever comes first), or b) the balance of the applicable portion of the New-Vehicle Limited Warranty. See your dealer for details.

Some vehicles are shown with equipment from an independent partner. Chevrolet-licensed and Integrated Business Partner Accessories are covered under the accessory-specific manufacturer's warranty and are not warranted by Chevrolet or its dealers. Chevrolet is not responsible for the safety or quality of independent supplier alterations.

¹Covers only scheduled oil changes with filter, tire rotations and 27-point inspections, according to your new vehicle's recommended maintenance schedule for up to 2 years or 24,000 miles, whichever comes first. Does not include air filters. Maximum of four service events. Excludes Silverado 2500 and 3500 vehicles. See participating dealer for other restrictions and complete details. ²Whichever comes first. See dealer for limited warranty details. ³If you subscribe after your trial period, *subscriptions are continuous until you call SiriusXM to cancel*. See SiriusXM Customer Agreement for complete terms at siriusxm.com. Other fees and taxes will apply. All fees and programming subject to change. For more information about NavTraffic, visit siriusxm.com/navtraffic. XM satellite service is available only to those in the 48 contiguous USA and DC.

VISIT US AT CHEVY.COM / Share with us at: facebook.com/chevrolet twitter.com/chevrolet youtube.com/chevrolet

