

CHEVY TRUCKS

1992

C/K Full-Size Pickup

C/K Suburban

Full-Size K Blazer

S-10 Compact Pickup

S-10 Blazer

Astro Van

Lumina APV

Sportvan





CHEVY 1992


America wanted a broad choice of dependable, long-lasting, light-duty trucks for '92 — and Chevy has served up the broadest choice in the industry, with an impressive array of safety features. For instance, every '92 Chevy has either a standard rear-wheel anti-lock brake system (operational in 2WD mode only) or a standard 4-wheel anti-lock brake system (ABS) for your driving safety.

The '92 4-Door S-10 Blazer 4x4 shown here has a standard 4-wheel anti-lock brake system (ABS), and also features a new-for-'92 ultra-luxurious optional trim called Tahoe LT (Luxury Touring).

This is a year of nice surprises, large and small, from Chevy. An all-new Suburban and Full-Size Blazer. A Sportside Extended-Cab. An optional H.P. (High Performance) 4.3 Liter V6 for Astro. And much more, including an excellent, no-deductible warranty (see your Chevy dealer for terms of this limited warranty). Welcome to Chevy '92.



The all-new Suburban.





The all-new Full-Size Blazer.



*Astro with optional 4.3L H.P.
(High Performance) V6.*



Sportside Extended-Cab.





Regular-Cab Custom Cloth interior in Garnet Red with fold-up center armrest and optional Silverado trim.



C2500 Extended-Cab Short-Box with optional Silverado trim including swing-out rear-side windows, plus optional Deluxe Two-Tone in Crimson Red Metallic and Quicksilver Metallic.





FULL-SIZE PICKUP



Chevy is America's favorite pickup,* and for all the right reasons. This big, tough, rugged truck works hard, plays hard, and comes in a version to suit just about anyone who's looking to buy. The Chevy Full-Size Pickup selection ranges from low-priced W/T1500s to 4-Door Crew Cabs with luxury-level Silverado trim. Choose from 2WD (C) or 4x4 (K) models, in 1/2-, 3/4- or 1-ton series, with short boxes or long boxes. Pick a Regular-Cab, Extended-Cab or Crew Cab. Go Fleetside or Sportside, gas or diesel. And settle on any one of a wide range of payload and towing capacities. The Chevy Full-Size Pickup has got you covered.

*Based on retail sales at time of printing.



K2500 Extended-Cab Long-Box in Summit White with optional Scottsdale trim and optional swing-out rear-side windows.

K1500 Regular-Cab Long-Box in Victory Red with optional Silverado trim.

In foreground: 2WD W/T1500; in background: Cheyenne C3500 with optional dual wheels — both vehicles in Summit White.





K1500 Extended-Cab Sportside in Onyx Black with optional Silverado trim and optional Z71 Off-Road Package.



C1500 Sportside in Victory Red with optional Silverado Trim; K1500 in Summit White with optional Sport Appearance Package; C1500 in Onyx Black with optional Sport Appearance Package.





FULL-SIZE SPORT TRUCKS

Just how sporty do you want your Chevy to be? The new-for-'92 Sportside Extended-Cab model combines sporty stepside styling with real passenger-carrying practicality (up to six people with the optional, forward-facing, rear bench seat). There's also a Sport Appearance Package that gives crisp styling distinction to Short-Box Chevy Fleetsides (the package provides different body graphics, wheel styles and bumper treatments for 2WDs and 4x4s). Last but certainly not least, the 454 SS with its standard 7.4 Liter (454 cu. in.) V8 awaits your close inspection: it's a one-of-a-kind pickup, on the outside, on the inside, and on the road.



C1500 454 SS in Onyx Black.

454 SS Custom Cloth interior in Garnet Red.





C1500 Suburban with Conventional Two-Tone in Brilliant Blue Metallic and Quicksilver Metallic.



The '35 Suburban combined the comfort and versatility of a wagon with the hauling and towing power of a truck. Chevy's been building on this great idea ever since.



SUBURBAN

How about a Suburban that looks better, rides more smoothly, and, when properly equipped, tows more trailer than last year's model? Chevy's got it and you can get it. The dramatically aerostyled 1992 Suburban is all-new from road to roof. The basic platform beneath the new sheet metal — frame, chassis and suspension — is adapted from the proven Chevy Full-Size Pickup. That's why Suburban delivers both truck-like muscle and a truly quiet, car-like ride, in both 2WD (C) and 4x4 (K) models. The load floor is long, and there's ample space for up to 160 cu. ft. of cargo*. This is also the most comfortable Suburban ever, and continues to offer optional seating for up to nine.



Suburban interior in Blue with optional Silverado trim and optional high-back reclining front bucket seats.


Trailering is a Suburban specialty. A properly equipped Suburban can move up to 17,000 lbs., including vehicle, trailer, passengers, equipment and cargo.



*With rear-row bench seat removed and center-row bench seat-back folded flat.



Full-Size Blazer with optional Silverado trim and optional Conventional Two-Tone in Teal Blue Metallic and Quicksilver Metallic.



Full-Size Blazer instrument panel with Silverado trim.




FULL-SIZE BLAZER

Ever since it first hit the streets (and trails) in 1969, the Chevy Full-Size Blazer has been big and bold. Now it's also exceptionally beautiful. And, like the '92 C/K Suburban, the restyled '92 K Blazer rides on a new version of the C/K Pickup platform. That makes this four-wheel-drive sport utility the toughest, smoothest-riding, best-towing Blazer in Chevy history. The '92 Full-Size Blazer is an extraordinarily comfortable escape machine for up to six adventurers (the standard seating will accommodate five), and shares standard Cheyenne and luxury-level Silverado trims with Suburban.

Blazer Silverado interior in Blue with Custom Cloth, reclining high-back front bucket seats and floor console.






S-10 Tahoe Maxi-Cab interior in Charcoal with optional front bucket seats featuring Ultrasoft leather seating surfaces, plus optional vinyl folding rear jump seats.



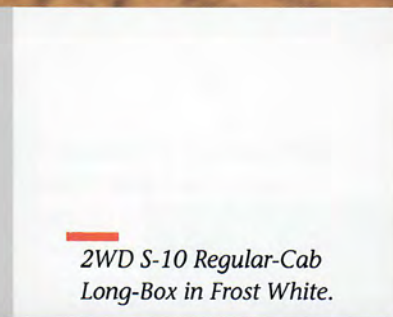


S-10 COMPACT PICKUP


In the best spirit of traditional Chevy value, Chevy's personal-size pickup offers you a lot, whether you opt for a Regular-Cab or Maxi-Cab model. The S-10's many virtues include snappy performance, abundant driving comforts, impressive towing and hauling credentials, and eye-catching good looks. It's a workhorse that, when properly equipped, can carry more payload than some full-size pickups. A V6-powered 2WD S-10 can carry payloads up to 1883 lbs., including passengers, equipment and cargo. And the 4-wheel-drive models have America's favorite 4x4 system — Insta-Trac — with its patented "shift on the fly."



4x4 S-10 Maxi-Cab in Aquamarine Green with optional Tahoe Trim.



2WD S-10 Regular-Cab Long-Box in Frost White.



4x4 S-10 EL Regular-Cab Short-Box in Garnet Red.





4-Door S-10 Blazer 4x4 with optional Tahoe LT trim, including a Custom Two-Tone in Forest Green Metallic with Khaki lower accents.



A properly equipped S-10 Blazer 2WD can tow up to 6000 lbs. (5500 lbs. for 4x4 models), including trailer, passengers and cargo.



S-10 BLAZER



Sure, the S-10 Blazer cuts a smart figure around town. But it's out on the open road where this proven sport utility vehicle is at its best. With the biggest V6 in the compact sport utility class, S-10 Blazer has plenty of power for passing, climbing and trailer-towing, and a standard 4-wheel anti-lock brake system (ABS). If you're into off-roading, consider an S-10 Blazer with Insta-Trac 4x4, plus an optional instrument-panel-mounted push button for electronic shifting between 2WD and 4x4. New for '92: optional Tahoe LT (Luxury Touring) trim for 4-door models* that gives S-10 Blazer a look, a feel and a top-of-the-line style all its own. LT Tahoe touches include Custom Two-Tone paint, cast-aluminum wheels, and front bucket seats with

leather seating surfaces.

*Available with 2-door models in Feb. '92.

4-Door S-10 Blazer interior in Beige with optional luxury-level Tahoe LT trim. Shown with standard high-back reclining front bucket seats and rear bench seat.

2-Door S-10 Blazer 4x4 in Frost White with optional Sport trim; 4-Door S-10 Blazer 2WD in Aspen Blue Metallic with standard Tahoe trim.





AWD Extended-Body Astro with optional LT trim, including Special Two-Tone in Sand Beige Metallic and Burnt Red Metallic.



Extended-Body Astro in Smoke Blue Metallic with optional uplevel CL trim.

Extended-Body Astro 8-passenger interior with optional LT trim in Gray and optional rear seating.



ASTRO

■ Astro is the long-lasting, mid-size van that can do more things better than any other mid-size van* — including people-carrying, cargo-hauling (payload) and trailer-towing — all with the security of a standard 4-wheel anti-lock brake system (ABS). Astro's new-for-'92 optional 4.3 Liter (262 cu. in.) H.P. (High Performance) V6, rated at 200 horsepower, allows Astro to do everything even better. Astro comes in 2WD or AWD (All-Wheel-Drive) models, has standard seating for five and optional seating for seven or eight, and gives you your choice of standard CS, uplevel CL or luxury-level LT trim in Regular-Body or Extended-Body models. There's also an optional Sport package with sport suspension, Rally Wheels and other goodies that can

turn Astro into a custom van without a custom price.


*Excluding other GM products.

■ *In foreground: Astro CL with optional Sport package and optional Custom Two-Tone in Ivory White and Onyx Black. In background: Extended-Body Astro CS with optional Sport package and optional Custom Two-Tone in Sterling Silver Metallic and Onyx Black.*





Lumina APV in Dark Sapphire Blue Metallic.




The new-for-'92 optional 3.8 Liter V6 with Port Fuel Injection is mated to a 4-speed automatic transmission with overdrive.




Lumina APV interior with optional CL trim.



LUMINA APV




The Lumina APV may well be the family car of the future, and not purely because of its futuristic styling. This All-Purpose Vehicle also boasts great passenger- and cargo-carrying versatility, a satin-smooth ride, a people-pampering interior, a standard 4-wheel anti-lock brake system (ABS), and truly enthusiastic performance. Performance, we might add, that's enhanced by a new-for-'92 optional 3.8 Liter V6. The immediate benefits are brisker acceleration and an impressive 3000-lb. towing capability.* Modular (individually removable) lightweight center-row and rear-row bucket seats allow optional seating for six or seven passengers.



Lumina APV with CL trim plus optional Custom Two-Tone in Dark Garnet Red Metallic and Medium Gray Metallic.

* Includes trailer, passengers, equipment and cargo.





G20 Regular-Body Sportvan in Sedona Tan. A properly equipped G20 can move up to 12,000 lbs., including vehicle, trailer, passengers, equipment and cargo.

G30 Extended-Body Sportvan interior in Gray with optional Beauville trim, including Custom Cloth and optional 15-passenger seating.





SPORTVAN

■ Sportvan is the big one — big on passenger room, cargo space and trailer-towing. Just how big is really up to you. Take your choice of a 110"-, 125"- or Extended-Body 146"-wheelbase model, and pick the gas V6 or gas or diesel V8 that will provide ample power for your lifestyle. There are seating plans for 5, 8, 12 or 15 people, depending on the Sportvan model you select, and standard or luxurious Beauville optional trim. New-for-'92 luxury options include a power radio antenna, Remote Keyless Entry System, electrically controlled outside rearview mirrors, rear-window defogger and leather-wrapped steering wheel.



G30 Extended-Body Sportvan in Apple Red with optional Beauville trim.



Chevy Truck Line	Body Styles	Types of Drives	Wheelbases (in.)	Standard Anti-Lock Brake System	Cargo Box Length (ft.) or Cargo Space (cu. ft.)	Payload Range (lbs.) ¹
Full-Size Pickup	Regular-Cab Short-Box	2WD/4x4	117.5	Rear-Wheel ⁴	6 1/2	1087-1993
	Regular-Cab Long-Box	2WD/4x4	131.5	Rear-Wheel ⁴	8	878-5078
	Extended-Cab Short-Box	2WD/4x4	141.5	Rear-Wheel ⁴	6 1/2	1674-3041
	Extended-Cab Long-Box	2WD/4x4	155.5	Rear-Wheel ⁴	8	1520-4830
	Regular-Cab Sportside	2WD/4x4	117.5	Rear-Wheel ⁴	6 1/2	1331-1976
	Extended-Cab Sportside	2WD/4x4	141.5	Rear-Wheel ⁴	6 1/2	1657-2152
	Crew Cab Long-Box	2WD/4x4	168.5	Rear-Wheel ⁴	8	3347-4452
Suburban	4-Door	2WD/4x4	131.5	Four-Wheel	160.0 ¹⁰	2052-3515
Full-Size Blazer	2-Door	4x4	111.5	Four-Wheel	106.4 ¹⁰	1574
S-10 Pickup	Regular-Cab Short-Box	2WD/4x4	108.3	Rear-Wheel ⁴	6	1279-1877
	Regular-Cab Long-Box	2WD/4x4	117.9	Rear-Wheel ⁴	7 1/3	1199-1883
	Maxi-Cab Short-Box	2WD/4x4	122.9	Rear-Wheel ⁴	6	1162-1754
S-10 Blazer	2-Door	2WD/4x4	100.5	Four-Wheel	67.3	1130-1183
	4-Door	2WD/4x4	107.9	Four-Wheel	74.3	1349-1437
Astro	Regular-Body	2WD/AWD	111.0	Four-Wheel	151.8	1626-1791
	Extended-Body	2WD/AWD	111.0	Four-Wheel	170.4	1841-1957
Lumina APV	Minivan	2WD	109.8	Four-Wheel	112.6	1215
Sportvan	G10	2WD	110/125	Rear-Wheel	207/260	1014-1777
	G20	2WD	125	Rear-Wheel	260	1655-2061
	G30	2WD	125/146	Rear-Wheel	260/306	2081-3504

¹Payload includes passengers, equipment and cargo.

²Gross Vehicle Weight includes vehicle, passengers, equipment and cargo.

³Maximum gross trailer weight.

⁴Operational in 2WD mode only.

⁵Not available with Sport Appearance Package.

⁶Not available with W/T1500.

⁷Standard in the C1500 454 SS.

⁸Heavy-Duty Emissions.

⁹Available in C/K2500-C6P and C/K3500 Regular-Cab Pickups.

¹⁰Estimate based on metal-to-metal width dimension with no interior trim.

¹¹C/K 2500 only.

¹²Requires optional 3.8L (231 cu. in.) V6 and 4-speed automatic transmission.

¹³Not available with 110"-wheelbase models.

A BUYER'S GUIDE

GVW Range (lbs.) ²	Maximum Towing Capacity (lbs.) ³	Std./Opt. Seating Capacity	Trim Levels	Largest Available Engine
5600-6100	7500	3/2	Cheyenne ⁵	7.4L (454 cu. in.)
5600-10,000	10,000	3/2	Scottsdale ⁶	Gas V8 ⁷
6200-7200	10,000	3/5,6	Silverado ⁶	6.5L (400 cu. in.)
6200-10,000	10,000	3/5,6		HD ⁸ Turbo-Diesel V8 ⁹
5600-6100	7500	3/2	Cheyenne Silverado	7.4L (454 cu. in.) Gas V8
6200-6600	7500	3/5,6		
9000-10,000	13,000	6/5		
6800-8600	10,000	3/2,5,6,8,9	Cheyenne Silverado	7.4L (454 cu. in.) Gas V8 ¹¹
6250	7000	5/6	Cheyenne Silverado	5.7L (350 cu. in.) Gas V8
4200-5150	6000	3/2	Standard	4.3L (262 cu. in.)
4200-5150	6000	3/2	Tahoe	Gas V6
4200-5150	6000	3/2,4		
4350-4700	6000 (2WD)	2-Door: 2/4	Standard (2-Door)	4.3L (262 cu. in.)
4850-5100	5500 (4x4)	4-Door 2WD: 3/2,5,6 4-Door 4x4: 6/5 4-Door LT: 5/—	Sport Tahoe Tahoe LT	Gas V6
5700-5950	6000	5/7,8	CS	4.3L H.P.
5950-6100	6000	5/7,8	CL LT	(High Performance) (262 cu. in.) Gas V6
5071	3000 ¹²	5/6,7	Lumina APV Lumina APV CL	3.8L (231 cu. in.) Gas V6
5600-6000	2000	5/—	Standard	7.4L (454 cu. in.)
6600-6850	7500	5/8	Beauville ¹³	Gas V8
7400-8600	10,000	12/15		6.2L (379 cu. in.) Diesel V8

The overview of '92 Chevy light-duty truck lines provided by this chart can help you determine exactly which Chevy is right for you and your transportation needs. It will let you see at a glance how these Chevy products stack up against each other in passenger capacity, cargo-hauling and trailer-towing capability, and available power. If you have any questions — and we certainly hope you will — your local Chevy dealer will be glad to answer them all.

Chevrolet, the Chevrolet emblem, General Motors, GM, the GM emblem, S-10, Suburban, Blazer, Lumina, Astro, Sportvan, Cheyenne, Scottsdale, Silverado and Beauville are registered trademarks of the General Motors Corporation. Chevy, Tahoe and Insta-Trac are trademarks of the General Motors Corporation.
© 1991 GM Corp. All rights reserved.



Litho in U.S.A.


5215

July 1991

NOTE: Optional payloads, GVWRs and maximum gross trailer weights are appreciably higher for work trucks such as Chevy Chassis-Cabs. See your Chevy truck dealer for full details.

A WORD ABOUT TOWING: Maximum gross trailer weight for Astro, S-10 Pickup and S-10 Blazer includes trailer, passengers and cargo. Maximum gross trailer weight for all other light-duty Chevy trucks includes trailer, passengers, equipment and cargo.

AN ENVIRONMENTAL PERSPECTIVE

 Chevrolet takes considerable pride in its ability to provide high-quality vehicles for the growing sport of off-roading. However, as providers of such vehicles, we also share responsibility for the preservation of that which makes the very thrill of off-roading possible: the natural environment. We share that responsibility with you, the individual off-roader. And we ask you to join us in a "pro-environment" attitude as you pursue the many pleasures of "four-wheeling." As the source for many types of light-duty trucks, Chevrolet encourages you to drive at least as carefully off-road as on-road — and to do your part to help preserve the beauty of America's wildlands.



THE HEARTBEAT OF AMERICA
IS WINNING.



The New Site For Car Brochures
DEZO'S GARAGE

