

1999 CHRYSLER LHS



The all-new 1999 Chrysler LHS is the embodiment of everything we've learned about the art and science of engineering great cars. The result is an American luxury sedan of the highest caliber, shaped by the eyes of artists, but crafted under the expert scrutiny of engineers. LHS is the most elegant Chrysler ever, with an active, athletic personality that speaks in an unpretentious voice of sheer luxury, comfort and spacious room.



THE MOST DISTINCTIVE AND LUXURIOUS CHRYSLER

EVER. One look will tell you that we've devoted quite a bit of attention to the



concept of luxury. We carefully scrutinized the techniques and technicalities of creating the most comfortable and most elegant driving environment

possible. Chrysler LHS' interior elevates the science of automotive ergonomics to an art form. **Overhead console** positions important features at fingertip-close range: compass, outside temperature, trip computer and HomeLink® Universal Transmitter. Chrysler LHS' exceptionally **luxurious interior** calls to mind the days of fine custom bodies—not production vehicles. Detailed stitching

gives a handmade look to the supple leather-trimmed seats. Rich appointments



such as woodgrain accents and soft-touch surfaces grace the cabin. Within this spacious and quiet environment, an available **320-watt Chrysler/Infinity**

II Spatial Imaging™ Sound System, specifically designed for the acoustics of the interior, fills the silence with breathtaking presence. And a personalized memory system recalls your exterior mirror settings, seat position, even your radio presets.



The 8-way power-adjustable heated driver's seat recalls your exact seating position, welcoming you every time you enter.



Very elegant and refined. LHS' instrument cluster is reminiscent of handcrafted, Swiss-made watches. A center analog clock features the distinguished look of a fine timepiece with black hands and a creamy-white face.



A refined suspension system produces outstanding ride and handling characteristics, along with reduced harshness and road noise.



New world-class, halogen-bulb, quad-projector headlamps provide a broader and longer beam pattern on the road.

ENGINEERING DESIGNED TO MEET YOUR HIGHEST

EXPECTATIONS... AND THEN EXCEED THEM. In addition to

analyzing the sum and substance of luxury, we've also investigated the fine

points of performance, handling characteristics and agility. Luxury car owners

know there's more to a luxury car than just the interior—luxury should extend

throughout the vehicle. In Chrysler LHS, it does. Singular among these

aspects is LHS' **optimal body strength and rigidity**—for quietness

and better handling—that was achieved with a "paperless design"

on advanced computer systems. In addition, a rubber-isolated rear

suspension **aluminum crossmember** reduces the transmission of noise for

a very quiet ride. Equally important but more subtle technologies are also used

throughout every LHS: well-controlled ride motion; extensive soundproofing;

variable-assist speed-sensitive power steering

for crisp, outstanding response and precision; and solar-control

glass. We also consider safety an important part of overall performance. That's

why every Chrysler LHS features Next Generation driver and front-passenger

air bags,* four-wheel disc antilock brakes and Low-Speed Traction Control.



Redesigned all-aluminum 3.5-liter High-Output V6 engine, with 100,000-mile tune-up interval; produces abundant low-speed torque and 253[†] horsepower.

†Maintenance needs vary depending on vehicle use and driving conditions. See Owner's Manual for details. *When using midgrade unleaded fuel. This engine will operate safely and satisfactorily on regular unleaded fuel.



LHS' unrivaled cab-forward styling serves to create a distinctive shape that's as aerodynamically efficient as it is beautiful.



*Certified to the new Federal Regulations that allow less forceful air bags. Always use seat belts. Remember a backseat is the safest place for children.



Chrysler LHS in Champagne Pearl Metallic

Since the time of printing, some of the information you'll find in this catalog may have been updated. Ask your dealer for details. Some of the equipment shown or described throughout this catalog is available at extra cost.

EXTERIOR COLORS/INTERIOR COLORS




Deep Cranberry Pearl Coat
Interior: Camel, Agate,
Light Pearl Beige



Cinnamon Glaze Metallic Tint
Interior: Camel, Agate,
Light Pearl Beige




Champagne Pearl Metallic
Interior: Camel, Agate,
Light Pearl Beige



Forest Green Pearl Coat
Interior: Camel, Agate,
Light Pearl Beige



Deep Amethyst Pearl Coat
Interior: Camel, Agate,
Light Pearl Beige




Deep Slate Pearl Coat
Interior: Camel, Agate,
Light Pearl Beige



Bright Platinum Metallic
Interior: Camel, Agate,
Light Pearl Beige



Stone White
Interior: Camel, Agate,
Light Pearl Beige




Light Cypress Green Pearl Coat*
Interior: Camel, Agate,
Light Pearl Beige

*Late availability, Fall 1998.




Chrysler LHS leather-trimmed interior in Camel

LEATHERS



Camel Leather



Light Pearl Beige Leather



Agate Leather

Chrysler LHS' spacious and elegant cab-forward interior features supple leather-trimmed seating, chrome/woodgrain accents and padded, soft-touch surfaces for a luxurious feel and superb finish. Eight-way power driver and front-passenger seats include heated cushions and backs. Driver's seat has the luxury touch of a personalized memory system, plus a new glide feature—offered for the first time on a Chrysler vehicle—that makes entering and exiting effortless.

The all-new Chrysler LHS. As much a reward to yourself as it is a statement of achievement. Refined. Sophisticated. And very luxurious. The individual car for the individualist driver.



SELECT STANDARD FEATURES

LHS

- 3.5-liter SOHC High-Output 24-valve V6 engine
- Four-speed electronically controlled automatic transaxle
- Fully independent touring suspension
- Variable-assist speed-sensitive power steering
- Four-wheel disc antilock brakes (ABS)
- Low-Speed Traction Control
- P225/55R17 all-season touring tires
- 17-inch cast aluminum wheels
- Quad-projector headlamps
- Fog lamps
- Solar-control glass
- Next Generation driver and front-passenger air bags*
- Dynamic side-impact protection
- Vehicle Theft Security System with Sentry Key™ engine immobilizer
- Battery-saver feature
- Air conditioning with automatic temperature control
- Leather-wrapped steering wheel and shift knob
- Dual power heated folding exterior mirrors
- Automatic dimming day/night rearview mirror
- Power windows with driver's one-touch-down feature
- Power door locks with speed-sensitive feature
- Power trunk lid release
- Electronic speed control
- Two-speed windshield wipers with speed-sensitive variable intermittent mode and automatic headlamp and taillamp activation
- Front and rear carpeted floor mats with driver's floor mat tie-down

- Overhead console with compass, outside temperature, trip computer and HomeLink® Universal Transmitter
- Remote keyless entry system with panic alarm
- Leather-trimmed, heated, eight-way power driver and front-passenger bucket seats with driver's memory and glide features, 4-way head restraints and driver's manual lumbar support
- Leather-trimmed rear bench seat with center trunk pass-through and armrest with two cup holders and storage
- Chrysler memory system including two presets for driver's power seat adjustments, power exterior mirrors and radio station presets. Activated by seat switch or key fob
- AM stereo/FM stereo radio with cassette and CD players, and Chrysler/Infinity Spatial Imaging™ Sound System with 240-watt amplifier and nine speakers in seven locations
- Radio antenna integral to rear window

AVAILABLE EQUIPMENT

- Power moonroof with express-open feature
- AM stereo/FM stereo radio with cassette and CD players, and Chrysler/Infinity II Spatial Imaging™ Sound System with 320-watt amplifier and 11 speakers in nine locations
- 17-inch chrome aluminum wheels
- Full-size spare tire with matching wheel
- Cold Weather Package with battery blanket and engine block heater
- Smoker's Group

*Certified to the new Federal Regulations that allow less forceful air bags. Always use seat belts. Remember a backseat is the safest place for children. †Some AM stereo broadcasting may not be compatible with this radio. ‡When using midgrade unleaded fuel, this engine will operate safely and satisfactorily on regular unleaded fuel. †Manufacturer's preliminary measurements.

SPECIFICATIONS

Engine	3.5L SOHC High-Output 24-valve SMPI V6
Displacement	215 CID
Compression Ratio	10.1:1
Bore and Stroke	3.78" x 3.19"
Fuel System	Sequential Multipoint Electronic Fuel Injection
Horsepower (SAE net)	253 @ 6,400 rpm†
Torque (lb-ft)	255 @ 3,950 rpm†

WEIGHT AND CAPACITIES

Base Curb Weight (lb)	3,589*
Fuel Tank (gal)	17
Turning Diameter—Curb-to-curb (ft)	37.6
Maximum Towing Capacity (lb)	2,000

EXTERIOR DIMENSIONS**

Wheelbase	113.0
Overall Length	207.7
Overall Width	74.4
Overall Height	56.0
Track — Front	61.9
— Rear	61.6
Coefficient of Drag (Cd)	0.31††

INTERIOR DIMENSIONS**

Head Room — Front	38.3
— Rear	37.2
Leg Room — Front	42.2
— Rear	41.6
Hip Room — Front	57.4
— Rear	59.3
Shoulder Room— Front	58.8
— Rear	58.4
Seating Capacity	5
Passenger Interior Volume (cu ft)	107.3
Cargo Volume (cu ft)	18.7

**Dimensions shown in inches unless otherwise specified. Chrysler is a registered trademark and LHS and Sentry Key are trademarks of Chrysler Corporation. HomeLink is a registered trademark of the Inco Corporation. Infinity Spatial Imaging is a trademark of Infinity Systems, Inc.

FOR MORE INFORMATION ON PRODUCTS OR LEASING:

1-800-CHRYSLER
www.chryslercars.com







Chrysler LHS in Champagne Pearl Metallic

Since the time of printing, some of the information you'll find in this catalog may have been updated. Ask your dealer for details. Some of the equipment shown or described throughout this catalog is available at extra cost.


EXTERIOR COLORS/INTERIOR COLORS




Deep Cranberry Pearl Coat
Interior: Camel, Agate,
Light Pearl Beige




Cinnamon Glaze Metallic Tint
Interior: Camel, Agate,
Light Pearl Beige




Champagne Pearl Metallic
Interior: Camel, Agate,
Light Pearl Beige




Forest Green Pearl Coat
Interior: Camel, Agate,
Light Pearl Beige



Deep Amethyst Pearl Coat
Interior: Camel, Agate,
Light Pearl Beige




Deep Slate Pearl Coat
Interior: Camel, Agate,
Light Pearl Beige



Bright Platinum Metallic
Interior: Camel, Agate,
Light Pearl Beige



Stone White
Interior: Camel, Agate,
Light Pearl Beige



Light Cypress Green Pearl Coat*
Interior: Camel, Agate,
Light Pearl Beige

*Late availability, Fall 1998.