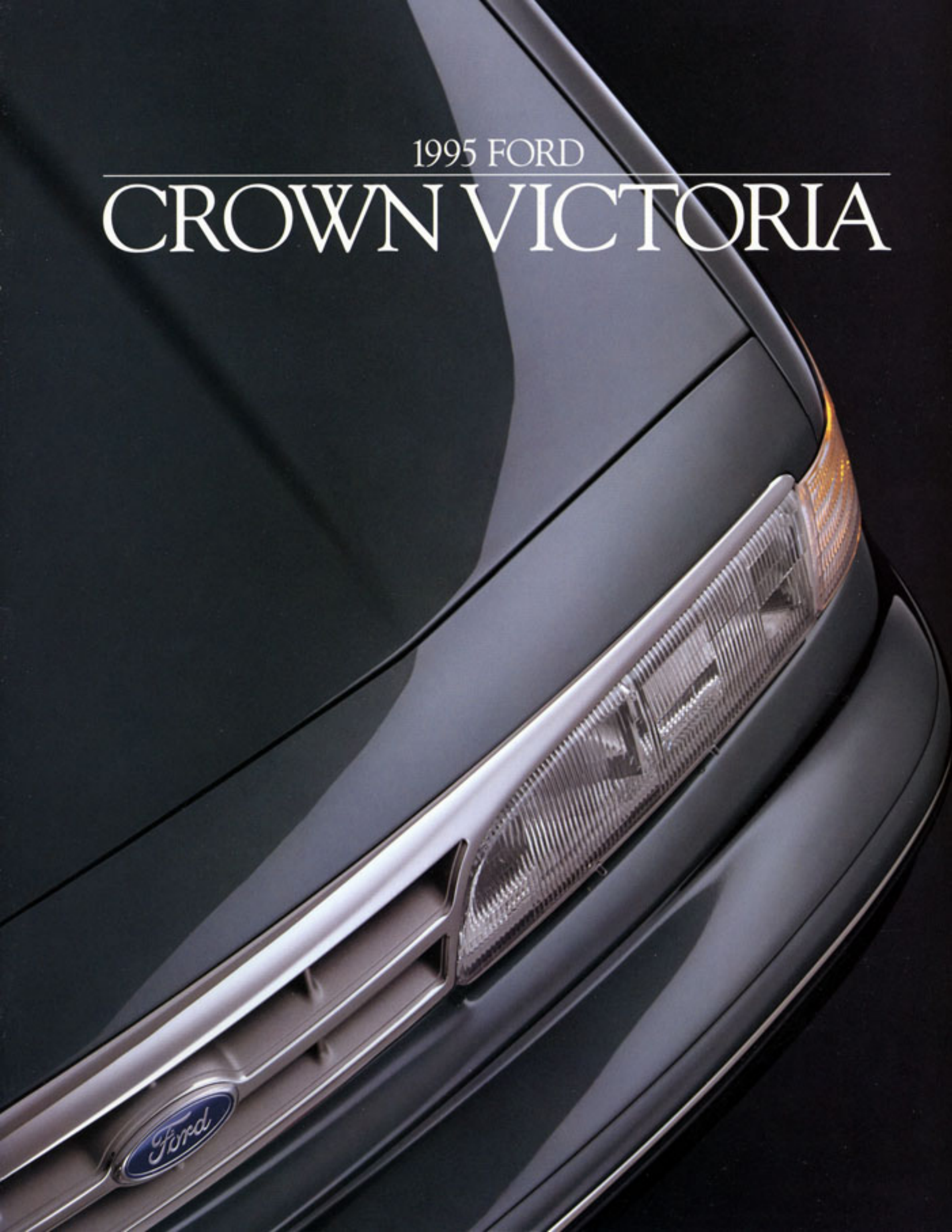


1995 FORD

CROWN VICTORIA



CROWN VICTORIA



With a new look outside and enhanced comfort and convenience on the inside, Ford Crown Victoria builds on its reputation as an exceptional full-size automobile.

SAFETY & COMFORT

Crown Victoria has 6-passenger roominess in the complete sense of "traditional" comfort. Not just *ample* space, but head,

shoulder, hip and leg room to spare.

The strength of body-on-frame construction and a suspension system that features full coil springs and nitrogen gas-pressurized hydraulic shocks combine to produce riding comfort that can only be adequately described as remarkable.

For occupant safety, air bags for the driver and the right front passenger are standard (always use safety belts), and Crown Victoria meets 1997 Federal Side Impact Protection Standards *now*.

PERFORMANCE

An aerodynamic body shell contributes to efficiency,* handling capability and quietness.

The smooth, powerful 4.6-liter V-8 features sequential electronic fuel injection and an electronic 4-speed automatic overdrive transmission. "Speed-sensitive" variable power steering matches the amount of power to the situation at hand.

The Crown Victoria LX in Medium Willow Green Clearcoat Metallic shown with the optional handling and performance package.

**1995 EPA mileage estimates were unavailable at press time. See your dealer for current mileage information.*

CROWN VICTORIA LX

Refined throughout, the Crown Victoria LX interior is seen here with Preferred Equipment Package 114A and optional leather seating surfaces in Saddle.



LUXURY & COMFORT

Crown Victoria's refined interior, always a quiet and relaxing sanctuary, offers an even higher level of enjoyment and more conveniences for 1995.

NEW COMFORT

New seats, for example, are contoured and padded for more comfort. The seat travel has been extended to a full 10" to improve "tall person" knee clearance and, along with the new front and rear passenger assist handles, to make getting in and out easier. Solar tinted glass helps the CFC-free air conditioning system cool more efficiently. And rear passengers enjoy their own heat ducts.

NEW CONVENIENCE

Additional conveniences include a handy 12-volt power point for a shaver, cellular phone or other small appliance, a battery saver, a dampened door for the lighted glove box and tactile, lighted window and door lock switches. The rear window defroster includes a hidden antenna. Optional power driver's seat controls are now on the door panel for easier operation. And the available illuminated entry system has a new "theater" feature which gradually dims the lights off.

These items enhance Crown Victoria's long list of standard equipment, which includes an Autolamp System to turn the headlamps on and off. The



The analog instrument cluster includes battery charge, fuel level, engine temperature and oil pressure gauges.

power windows have an "express-down" feature which lowers the driver's window completely with just a touch.

Other standards are a tilt wheel, electronic AM/FM stereo system, dual electric heated mirrors, a seat back recliner and fold-down armrest for the driver and the right front passenger, height-adjustable front shoulder belts and a rear seat fold-down armrest. Plus instrument panel and front door courtesy lamps, a luggage light, side window demisters, digital clock and cupholders on the instrument panel.

You'll also appreciate the purposeful positioning of controls, some on the door




panel and on the steering column; and the easy-to-read instruments including analog gauges for battery charge, the fuel level, engine temperature and oil pressure.

LX is the ultimate in Crown Victoria luxury and comfort. It has luxury upholstery, reclining 6-way power driver's seat and driver/passenger power lumbar adjustment, luxury 18-oz. carpeting and a carpeted spare tire cover. It offers options like leather seating surfaces, top-line sound systems, and remote keyless entry.



Crown Victoria's contemporary instrument panel features a refined look for 1995. Some equipment shown is optional.



Top: The standard solar tinted glass helps Crown Victoria's air conditioner cool the vehicle more efficiently.

Center: All models include standard cup holders integral with the instrument panel.

Bottom: Crown Victoria air conditioning systems are CFC free to help prevent further ozone depletion.

Left: Crown Victoria's spacious 20.6-cubic-foot deep-well trunk has a low lift-over height and includes luxury trim and a decklid liner.


Top: The optional 6-way power driver's seat, standard with LX, includes a driver/passenger power lumbar adjustment. Driver memory, available with LX, stores up to 3 seat positions.

Center: Crown Victoria shoulder belts are height adjustable for enhanced comfort.

Bottom: The optional high-level audio system includes a luxury AM/FM stereo radio with cassette player.

SAFETY & SECURITY

When you take to the road in your automobile, your own safety and the safety of your passengers is of paramount concern. Naturally, you want the car you drive to give you as much assurance as possible that the well-being of you and your passengers has been planned for. Crown Victoria's "occupant safety" fea-



Crown Victoria features the sure-footed stopping ability of disc brakes at all four wheels.

tures are engineered to help protect you and yours in the event of an accident.

DUAL AIR BAGS

Dual air bags for the driver and the right front passenger are standard in Crown Victoria, providing added protection from head and chest injuries in certain moderate-to-severe frontal impacts. (Remember that the air bags are designed to supplement the safety belts,

which can protect in all types of impacts).

Crown Victoria also meets 1997 Federal Side Impact Protection Standards *now*, another example of the very high priority Ford places on passenger safety.

OPERATING SAFETY

As important as occupant protection devices are in the event of an accident, also important are the "operating safety" features that can serve to help you avoid an accident in the first place.

4-WHEEL ANTI-LOCK BRAKES

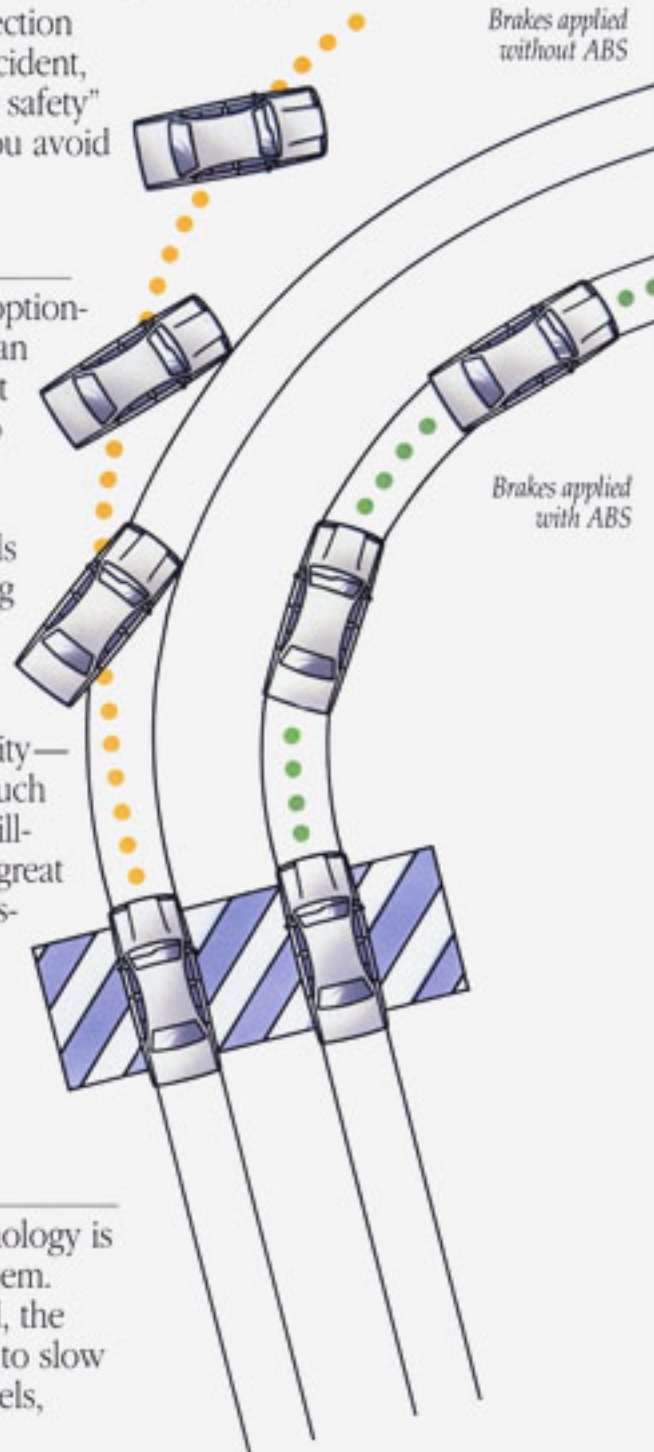
The 4-wheel disc brakes with optional anti-lock brake system (ABS) can reduce stopping distances on wet or slippery surfaces and can help you maintain steering control in extreme braking situations.

This system prevents the wheels from locking up in a hard braking situation or on slippery roads by applying and releasing the brakes at a rate of speed far exceeding that of human capability—up to 10 times per second. It's much like a professional driver who skillfully "pumps" the brakes, only a great deal faster. The driver feels a pulsing sensation from the brake pedal indicating the system is working, and simply maintains a constant pressure until the car comes to a stop.

ELECTRONIC TRACTION ASSIST


Linked to anti-lock brake technology is the Electronic Traction Assist system. When wheel slippage is detected, the brakes are automatically applied to slow down the slipping wheel or wheels,

Below: The optional anti-lock braking system (included in LX Preferred Equipment Package 114A) provides greater steering control and smooth, straight stops under most conditions, even on wet and slippery roads.



Brakes applied without ABS

Brakes applied with ABS



providing a greater degree of traction and control during low-speed acceleration.

VEHICLE SECURITY

Standard in the 1995 Crown Victoria is a convenient battery saver device. If you inadvertently leave your interior lights or headlamps on, this feature automatically turns them off 10 minutes after the ignition key is turned off. It even turns off the hood and trunk lights after 30 minutes. The optional remote keyless entry system

(which is included in the LX Preferred Equipment Package 114A) lets you unlock your car from a distance. It also provides a ring of light around the lock cylinder and turns on the interior lights when the door handle is lifted, giving you the opportunity to see what you're getting into. Two remote controllers are provided with the remote keyless entry system.



Above: Supplemental air bags for the driver and the right front passenger are standard.

Below: For added security, Crown Victoria offers the optional remote keyless entry system.



POWER & PERFORMANCE

There's a special feeling you get when you drive or ride in a full-size car that just can't be duplicated by smaller vehicles. Crown Victoria's engineering draws from both advanced and traditional technologies to bring you the qualities prized by drivers of the full-size car: strength and comfort.

ADVANCED ENGINEERING TECHNOLOGY

Ford Crown Victoria has always been powered by a V-8, the engine of choice in a full-size car. It's strong and powerful, runs smoothly, and delivers high torque for carrying a full complement of passengers and cargo and for towing campers or trailers.

Crown Victoria's V-8 is one of the most advanced engines in its class. Its overhead cam (SOHC) design contributes to increased power output per liter. Displacing just 4.6 liters, it puts out 190 hp (SAE net) at 4,250 rpm.

The 4.6L V-8 also features the precise fuel metering of a "sequential" electronic fuel injection system governed by Ford's sophisticated EEC-V engine control computer. The precise air metering capability of a mass air flow sensor and the enhanced driveability provided by a distributorless ignition system work in conjunction with the



The optional rear air suspension, a Crown Victoria exclusive, automatically maintains a constant rear ride height, even at maximum load.

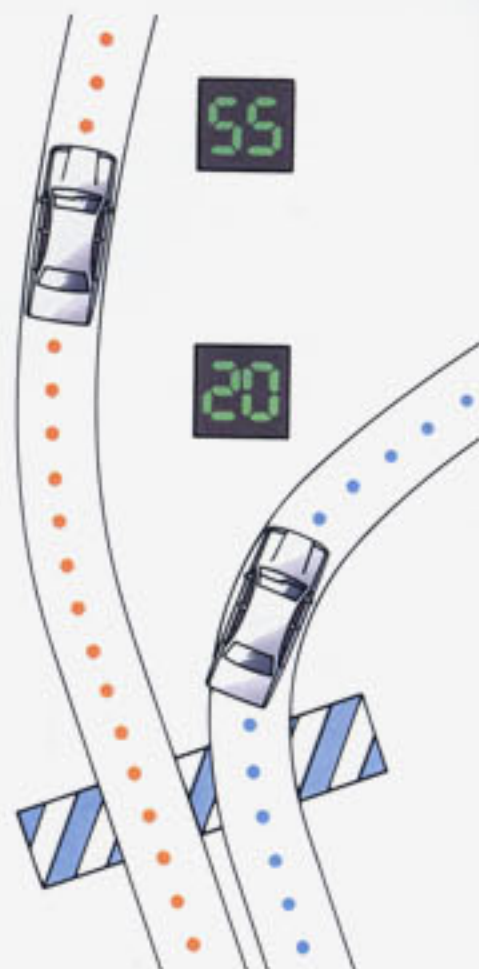


EEC-V computer. State-of-the-art components such as these contribute to the 4.6L's excellent performance as well as to its efficiency (EPA mileage estimates were unavailable at press time — your dealer has current mileage information).

SPEED-SENSITIVE STEERING

Another advanced system Crown Victoria incorporates is called variable power-assist "speed-sensitive" steering. Controlled by computer, it provides more power assist at low maneuvering speeds (when you're cornering or parking, for example) and progressively reduces

"Speed-sensitive" steering varies the amount of power assist according to the driving situation. High assist for low-speed maneuvering, low assist for cruising.



power assist as vehicle speed increases for the firmer, more controlled feel of the wheel you need for highway cruising.

TRADITIONAL FULL-SIZE RIDE COMFORT

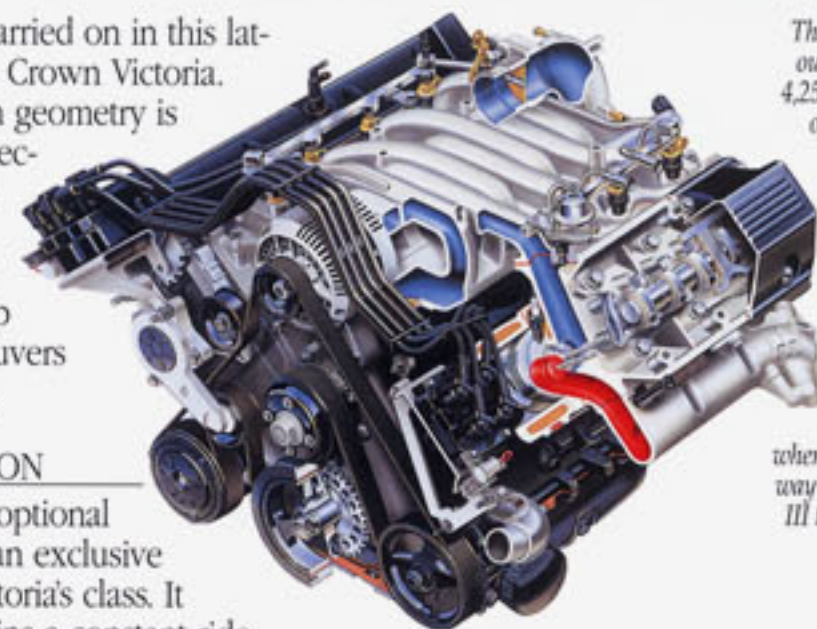
Strength and comfort are especially evident in Crown Victoria's traditional ride smoothness and quietness.

The full coil spring suspension with nitrogen gas-pressurized hydraulic shocks is designed to reduce noise and vibration. Sound-deadening materials are used extensively in strategic areas of the body structure, which is mounted to a ladder-type frame—a feature

of proven strength carried on in this latest generation of the Crown Victoria. The front suspension geometry is also designed for directional control. Front and rear stabilizer bars help maintain a level attitude in sharp lane-changing maneuvers and while cornering.

REAR AIR SUSPENSION

You also have the optional rear air suspension, an exclusive feature in Crown Victoria's class. It automatically maintains a constant ride height, even at maximum load. And the air springs improve ride comfort while maintaining the Crown Victoria's surprisingly responsive handling capability.



The 4.6-liter engine puts out 190 hp (SAE net) at 4,250 rpm and 260 lbs./ft. of torque at 3,250 rpm. Dual exhausts, with the optional trailer towing package or handling/performance package, provide 20 more horsepower for a total of 210—extra power that will come in handy when merging onto a freeway or towing a big Class III trailer weighing up to 5,000 pounds.

THE OWNERSHIP EXPERIENCE



We've gone to great lengths to make the experience of driving a new Ford Crown Victoria enjoyable. The experience of ownership, too. We stand behind your car with our 36-month/36,000-mile bumper-to-bumper limited warranty. And we look after *you* with our no-cost Roadside Assistance Program. You can expect nothing less from a "customer-driven" company.

ROADSIDE ASSISTANCE PROGRAM

Every new Ford includes the assurance of an emergency no-cost Roadside Assistance Program provided by Ford Auto Club, Inc. during the 3-year/36,000-mile bumper-to-bumper

warranty period. Help is just a toll-free phone call away, 24 hours a day, anywhere in the 50 United States should you need any towing assistance, fuel delivery, tire change, a jump start, or even help when you're locked out of your car. Ask your Ford Dealer for complete details on the Ford Roadside Assistance Program and also for a copy of the limited warranty.

BUMPER-TO-BUMPER COVERAGE

The 36-month/36,000-mile bumper-to-bumper coverage of Ford's new vehicle limited warranty covers the complete vehicle (except tires, battery,

service adjustments and other items covered under separate provisions) against defects in factory-supplied materials or workmanship. For complete information, see your dealer.



Ford Credit is a full service company that makes a wide variety of financing and leasing programs available to qualified buyers through the Ford Dealer of your choice. Through Ford Credit's financing or Red Carpet leasing, arrangements suited to your special needs can be made quickly and conveniently right at the dealership. Ask your dealer for

the facts on any of Ford Credit's financing or lease plans.

FORD CITIBANK CREDIT CARD

Using your Ford Citibank Visa® or MasterCard® could earn you hundreds, even thousands of dollars from Ford toward the purchase or lease of a new Ford, Lincoln or Mercury product. To apply or get more information, call 1-800-374-7777. Or visit a Ford or Lincoln-Mercury Dealer, or a branch office of Citibank.



Optional Ford Extended Service Plans can cover major components

on new Ford cars and light trucks for longer than the vehicle's basic warranty. Your dealer has full details.

DEALER-INSTALLED ACCESSORIES

The enjoyment of owning a new car begins before you take delivery, when you're selecting colors and features. Along with the items on pages 14-15, there are Ford-brand accessories available at your dealer. They meet or exceed our strict specifications, and are custom designed and manufactured to complement the style and quality of your Ford-built vehicle.

*The 1995 Crown Victoria
in Champagne Clearcoat
Metallic shown with Preferred
Equipment Package 113.*

FEATURES & OPTIONS

	Crown Victoria 111A	LX 113A	LX 114A
EXTERIOR			
Bright grille	S	S	S
Full solar-tinted glass	S	S	S
Dual heated electric remote-control mirrors	S	S	S
Wide color-keyed bodyside moldings, bright insert	S	S	S
Clearcoat paint with anti-chip primer in selected areas	S	S	S
Concealed bumper with one-piece full-wrap cover	S	S	S
Deluxe wheel covers	S	S	S
Cast aluminum wheels	-	O	O
White sidewall tires	O	O	O
SAFETY AND SECURITY			
Driver and right-front passenger air bags	S	S	S
3-point manual safety belts for front and rear outboard occupants; lap belt for center seating positions	S	S	S
Child safety latches on rear doors	S	S	S
Brake shift interlock that prevents shifting out of the "P" (Park) position until the brake pedal is depressed	S	S	S
Remote keyless entry system (includes 2 controllers)	-	O	P
SEATING			
Reclining cloth split bench seats with dual center fold-down armrests and a full 10" seat track travel	S*	-	-
Luxury cloth upholstery with 6-way power driver's seat (10" travel), and driver and passenger power lumbar adjustment	-	S	S
Rear bench with fold-down center armrest	S	S	S
Armrests on front doors, soft vinyl upper portion (Crown Victoria only); carpet on lower portion; lighted door lock buttons, window controls and power seat controls (where applicable) on armrests	S	S	S
6-way power driver seat	O	S	S
6-way power driver and passenger seats (with power recliners and power lumbar supports)	-	O	P
Driver memory seat (programmable)	-	O	P
Leather seating surfaces (with power recliner and lumbar support for driver and front passenger)	-	O	O
COMFORT AND CONVENIENCE			
CFC-free air conditioning	S	S	S
CFC-free air conditioning with electronic temperature control	-	O	P
Tilt steering wheel	S	S	S
Power windows with "express-down" driver's window	S	S	S
Autolamp system	S	S	S
Rear window defroster (includes hidden antenna)	S	S	S
12-volt power point	S	S	S
Interval windshield wipers	S	S	S
Light/Decor Group:			
Illuminated visor vanity mirrors; dual beam dome/map light; engine compartment light; dual bodyside paint stripes; cloth-covered driver/passenger secondary visors	O	P	P
Electronic digital clock	S	S	S

	Crown Victoria 111A	LX 113A	LX 114A
Rear floor-mounted heat ducts	S	S	S
Illuminated, large-bin lockable glove box with dampened door; special embossed owner's pouch	S	S	S
Deluxe 18-oz. carpeting	-	S	S
Cupholders in instrument panel	S	S	S
Analog 4-gauge instrument cluster; trip odometer	S	S	S
Front and rear door courtesy lamps; instrument panel courtesy lamps with slow dim/delayed off feature; dome and luggage compartment lights	S	S	S
Front and rear passenger assist handles	S	S	S
Deep-well trunk with luxury trim and decklid liner	S	S	S
Luxury sound insulation package	S	S	S
SOUND SYSTEMS			
Electronic AM/FM stereo radio with four speakers	S	S	S
AM/FM stereo radio with cassette tape player	O	P	P
High-level audio system	-	O	P
Ford JBL audio system with Digital Sound Processing (DSP)	-	O	O
FUNCTIONAL			
Stainless steel exhaust system	S	S	S
58 amp-hr. maintenance-free battery and 130-amp alternator	S	S	S
Battery saver (automatically turns interior lights off if left on to conserve battery)	S	S	S
Anti-lock brake system/Electronic Traction Assist	O	O	P
Rear air suspension	-	O	P
Handling and performance package	O	O	O
Heavy-duty trailer towing package (limited production option)	-	O	O
Engine block immersion heater (limited production option)	O	O	O
Conventional spare tire (limited production option)	O	O	O
PREFERRED EQUIPMENT PACKAGES			
Radial-spoke wheel covers	P	-	-
Group 1:			
Power lock group (power door locks and remote electric decklid release), remote fuel door release, spare tire cover, illuminated entry, speed control	P	P	P
Group 2:			
AM/FM stereo radio with cassette tape, light/decor group, leather-wrapped steering wheel, cast aluminum 12-spoke wheels and cornering lamps	-	P	P
Group 3:			
Automatic temperature control CFC-free air conditioning; anti-lock braking system/Electronic Traction Assist; high-level audio system; electronic digital instrumentation; electronic automatic dim mirror; rear air suspension; remote keyless entry system; 6-way power driver/passenger seats with power recliners; programmable driver memory seat	-	-	P
Front and rear floor mats (may be deleted for credit)	P	P	P
Note: Package content is subject to change. *Not available in Garnet. P = Package feature S = Standard O = Optional			

Performance Option Packages

Handling and Performance Package:

- Revised springs, shocks and stabilizer bars
- Cast aluminum wheels and P225/60R16 BSW "touring" tires
- Rear air suspension
- Dual exhausts with 210-horsepower engine
- Power steering oil cooler
- 3.27 axle ratio

Heavy-Duty Trailer Towing Package:

- 5,000-lb. capacity
- Rear air suspension
- Heavy-duty battery
- Extra cooling
- Dual exhausts with 210-horsepower engine
- Trailer towing wiring harness
- Power steering oil cooler
- Transmission oil cooler
- Engine oil cooler
- Conventional spare tire
- Heavy-duty U-joints
- Traction-Lok axle (except with anti-lock brakes)
- 3.27 axle ratio

Product Changes

Following publication of the catalog, certain changes in standard equipment, options, prices and the like, or product delays, may have occurred which would not be included in these pages. Your Ford Dealer is your best source for up-to-date information.

Ford Division reserves the right to change product specifications at any time without incurring obligations.

Dimensions

Wheelbase	114.4"	Rear head room	38.0"
Length	212.0"	Front leg room	42.5"
Height	56.8"	Rear leg room	39.6"
Width	77.8"	Front shoulder room	60.8"
Front tread	62.8"	Rear shoulder room	60.3"
Rear tread	63.3"	Trunk capacity (cu. ft.)	20.6
Front head room	39.4"	Passenger capacity	6



Champagne Clearcoat Metallic
PB, S, G



Electric Red Clearcoat Metallic
S, G, GR



Plum Mist Clearcoat Metallic
GR



Med. Willow Green Clearcoat Metallic
S, WG, GR



Light Willow Green Clearcoat Metallic
WG, GR



Silver Frost Clearcoat Metallic
PB, G, GR



Black Clearcoat
PB, S, WG, G, GR



Vibrant White Clearcoat
PB, S, WG, G, GR



Eclipse Blue Clearcoat Metallic
PB, GR



Portofino Blue Clearcoat Metallic
PB, GR

Interior trim colors:

PB = Portofino Blue
G = Garnet

S = Saddle
GR = Graphite

WG = Willow Green

Specifications

Engine

Type	V-8
Valves	16, SOHC
Displacement	4.6L (281 cu. in.)
Horsepower (SAE net)	190 @ 4,250 rpm*
Torque (SAE net lbs./ft.)	260 @ 3,250 rpm*
Fuel system	Sequential multi-port electronic fuel injection

Transmission

Type	Electronic 4-speed automatic overdrive
------	--

Body/Chassis

Drivetrain type	Rear-wheel drive
Construction	Body-on-frame
Suspension	Coil springs, stabilizer bars, nitrogen gas-pressurized hydraulic shock absorbers
Steering	Variable power-assist, speed-sensitive
Brakes	Power 4-wheel disc
Tires	P215/70R15 BSW all-season
Fuel capacity	20.0 gallons

*210 hp @ 4,250 rpm with dual exhausts.

*270 lbs./ft. @ 3,250 rpm with dual exhausts.



Left to right: deluxe wheel covers (standard); locking radial spoke wheel covers (package 111A); optional cast aluminum wheels; 12-spoke cast aluminum wheels (included in LX Preferred Equipment Packages); and 16" cast aluminum wheels (included in the Handling and Performance Package).



Printed on recycled paper
10% post-consumer waste



161-Ann. Litho in U.S.A. 8/94