



2006

EXPEDITION



Built for those who want it all, Ford Expedition proudly accompanies Escape, Escape Hybrid and Explorer in the confidently capable lineup of Ford SUVs. Packed with smart technology designed to enhance everything from your on-road and off-road experiences to your overall safety, no matter the terrain, Ford SUVs are Built to Do More. Expedition proves the point by earning the highest Model Loyalty in the Full-Size Sport Utility Vehicle Segment* – for the second year in a row.

*According to R. L. Polk statistics for the Full-Size Sport Utility Vehicle Segment in the 2004 model year, Ford Expedition ranked highest by having the greatest percentage of households return to purchase or lease another Expedition.

Contents

Power/Capability	2	King Ranch/Security	4
Interior/Versatility	3	Specifications	5-8



Fills you with a sense of **powerful** confidence.



Every Ford Expedition is powered by the 5.4L Triton® V8 engine with its efficient 3-valve head design. This configuration maximizes the V8's powerful energy to produce a mighty 300 hp and 365 lb.-ft. of torque. If your lifestyle includes any tow-behind pleasure crafts, you'll appreciate Expedition's available maximum towing capacity of 8900 lbs.* and its available 4-corner load-leveling air suspension, which helps deliver a smooth ride and confident handling regardless of the vehicle load. Expedition 4x4's Control Trac® 4-Wheel Drive (4WD) system features a convenient "A4WD" mode that senses when you're driving on a loose or slippery surface (like gravel, mud or snow) and automatically optimizes traction.



Expedition's standard **5.4L 3-valve Triton® V8** engine and automatic transmission are teamed with an Electronic Throttle Control system that responds more accurately to acceleration demands than a mechanical throttle cable, providing intuitive speed control, plus improved performance and fuel economy.

*4x2 model when properly equipped with the available Heavy-Duty Trailer Tow Package.



A First-in-Class **Independent Rear Suspension (IRS)** is standard on every Expedition. IRS allows each rear wheel to independently react to changes in terrain, so Expedition is able to maintain its composure when driving over harsh, uneven surfaces.



Easily transports **everyone and everything** you need.



It all starts with seating for up to 9, the most 3rd-row leg room in its class,* and best-in-class hip room in all 3 rows. In the 2nd row, outboard flip-and-fold seats ease 3rd-row access, while the class-exclusive CenterSlide™ seat can help keep a child within reach. Eddie Bauer, Limited and King Ranch come with some impressive standard equipment, including power-adjustable pedals with memory and Dual-zone Electronic Automatic Temperature Control. The 260-watt Audiophile® Sound System entertains all with its 6-disc in-dash CD changer and 7 premium speakers. An auto-dimming rearview mirror, heated sideview mirrors and driver's-side keyless-entry keypad are standard on Eddie Bauer, Limited and King Ranch and available in the Technical Convenience Package (available on XLT and XLT Sport). Premium, perforated leather-trimmed seating in the 1st and 2nd rows, and 10-way power-adjustable front seats including power lumbar and recline, 3 heated *and* cooled settings and a 2-position driver's seat memory feature are all standard on Expedition Limited (shown above).



The available in-dash **Navigation Radio System** allows you to view a detailed map or listen to turn-by-turn instructions, and it can even help you locate the nearest ATM or eatery.**

*Full-size SUV class.

**Map coverage not available in all areas. See your Ford Dealer for more information.
Cargo and load capacity limited by weight and weight distribution.



The available class-exclusive **PowerFold™ 3rd-Row Seat**, standard on King Ranch, operates at the push of a button. And with the 2nd- and 3rd-row seats folded flat into the floor, Expedition provides a best-in-class 110 cu. ft. of cargo space.



Conveys just the right amount of rugged sophistication.



Expedition King Ranch features Pueblo Gold tubular step bars, a chromed exhaust tip, "King Ranch" badging, and unique 17" 5-spoke machined-aluminum wheels adorned with the "Running W" brand of the actual King Ranch in Texas. Inside, sumptuous Castaño leather trim envelops all 3 rows of seating, the floor console lid, door-trim panels and grab handles. Other unique interior touches include: contrast stitching throughout, finely crafted seatback pockets, woodgrain-appearance trim, a leather-wrapped steering wheel with real wood accents, and carpeted floor mats with the "King Ranch" logo.

Makes you feel **safe** everywhere you go.

Ford Expedition is the only full-size SUV to receive the government's highest frontal crash test rating for 5 years in a row (2001–2005 model years). The class-exclusive Personal Safety System® helps protect you with standard dual-stage front airbags, while available AdvanceTrac® with RSC® (Roll Stability Control) can help enhance driver control in potentially unstable situations – adding to your peace of mind. Expedition's first-in-class available Safety Canopy™ System utilizes a rollover sensor and multiple side sensors to help provide supplemental head protection for outboard-seated occupants in the 1st and 2nd rows.

Remember that even advanced technology cannot overcome the laws of physics. It's always possible to lose control of a vehicle due to inappropriate driver input for the conditions.

For more information on AdvanceTrac® with RSC® visit www.fordvehicles.com.



AdvanceTrac® with RSC® can help in many real-world situations such as when you're driving on slippery surfaces like snowy, muddy, wet or gravel roads.



MODEL LINEUP

Each series includes the standard equipment of the previous series, except where additions/exceptions are noted.



XLS

17" painted-steel wheels • Medium Dark Platinum lower bodyside moldings and bumpers • Black door handles • Quad-beam headlamps • Black power sideview mirrors with security approach lamps • Black roof side rails • 1st-row 40/60 split seat with 6-way power driver's seat, and driver and passenger manual lumbar and recline • 2nd-row 40/20/40 split bench seat with CenterSlide™ feature • AM/FM stereo with single-CD and cassette player with MP3 capability • 3rd-row 60/40 split fold-flat-to-floor bench seat • Illuminated entry with theater-dimming feature



XLT

17" aluminum wheels • Body-color door handles • Fog lamps • Black running boards • Color-coordinated carpeted front and rear floor mats • Illuminated vanity mirrors on sun visors • Overhead console • 2nd-row map lights



XLT SPORT

17" aluminum wheels • Dark Shadow Grey lower bodyside moldings, wheel-lip moldings and bumpers • Black tubular side step bars • Sparkle Silver upper grille and wheel ornaments



EDDIE BAUER

17" machined-aluminum wheels • Pueblo Gold lower bodyside moldings, wheel-lip moldings and bumpers • Pueblo Gold running boards • Black power, heated sideview mirrors with memory, security approach lamps and integrated turn signals • Keyless-entry keypad • Two-tone leather-trimmed seats with 1st-row captain's chairs • Driver's seat memory feature • Dual-zone Electronic Automatic Temperature Control • Power-adjustable pedals with memory • Message center • Auto-dimming rearview mirror • Leather-wrapped steering wheel with duplicate controls • Audiophile® Sound System with AM/FM stereo and 6-disc in-dash CD changer with MP3 capability



LIMITED

17" Chrometec aluminum wheels • Monochromatic appearance • Chromed exhaust tip • Chromed roof side rails with black crossbars • Body-color running boards • Body-color power-folding, heated sideview mirrors with memory, security approach lamps and integrated turn signals • Quad-beam headlamps with blackout treatment* • 10-way power-adjustable 1st-row leather-trimmed low-back bucket seats including power recline and power lumbar • Heated and cooled front seats

*Exclusive to Limited.



KING RANCH

17" 5-spoke machined-aluminum wheels with Satin-Nickel pockets and "King Ranch" logo on the center caps • Pueblo Gold lower bodyside moldings, wheel-lip moldings and bumpers • Pueblo Gold tubular side step bars • "King Ranch" badging** • Castaño leather on all 3 rows of seats, center console lid, door-trim-panel inserts and grab handles** • PowerFold™ 3rd-row seat • Instrument panel-mounted grab handle with woodgrain appearance • Leather-wrapped steering wheel with wood insert and duplicate controls • Floor mats with "King Ranch" logo**

**Exclusive to King Ranch.

STANDARD FEATURES

MECHANICAL

5.4L 3-valve Triton® V8 engine
 4-speed automatic transmission with overdrive
 4-wheel double-wishbone, coil-over-shock, independent suspension
 4-wheel power disc brakes with Anti-lock Brake System (ABS), Brake Assist and Electronic Brake Force Distribution (EBD)
 Battery saver
 Body-on-frame construction
 Control Trac® 4-Wheel-Drive system (4x4 models only)
 Fuel tank — 28-gallon capacity
 Non-limited-slip rear axle — 3.31 ratio (4x2 only); 3.73 ratio (4x4 only)
 Spare tire — Full-size, underbody crank-down
 Stabilizer bars — Front and rear
 Variable-assist, power rack-and-pinion steering

SAFETY/SECURITY

Personal Safety System® for driver and right-front passenger — With dual-stage airbags,* safety belt pretensioners, energy-management retractors, safety belt usage sensors, driver's-seat position sensor and crash severity sensor
 Autolock — Doors lock automatically when driving
 Belt-Minder® safety belt reminder
 Child-safety rear door locks
 LATCH — Lower anchors and tether anchors for child-safety seats (3 in 2nd row, tether anchor only in center of 3rd row)
 Safety belts — 3-point for all outboard positions and 2nd- and 3rd-row center positions
 SecuriLock® passive anti-theft system
 Side-intrusion door beams

SEATING

1st-row 40/60 split high-back seat, captain's chairs or low-back buckets — Model-specific (see chart on page 7)
 2nd-row 40/20/40 split bench seat with CenterSlide™ seat (slide-forward feature for center section) — Reclines and folds flat to floor, E-Z entry on both sides to 3rd row
 3rd-row 60/40 split bench seat — Folds flat to floor

INTERIOR

Accessory delay for power features
 Air conditioning
 Assist handles — 1st row (2), 2nd row (2)
 Automatic headlamps
 Cupholders — 9, 10 or 11 (depending on configuration)
 Door-trim panels with map pockets and cupholders (up to 20-ounce)
 Head restraints — All outboard positions and center of 2nd row (if equipped with standard 40/20/40 split bench)
 Height-adjustable shoulder belts — 1st- and 2nd-row outboard positions
 Instrumentation — Analog with voltmeter, speedometer/odometer, tachometer, oil pressure, water temperature and fuel gauges
 Lights — Glove compartment, front-door approach, front dome/map and rear cargo area; illuminated entry and theater lighting
 Power door locks with child-safety rear door locks
 Power driver's seat — 6-way; 10-way on Limited
 Power points — Instrument panel (1) plus rear cargo area (1)
 Power windows — With one-touch-down driver's-side feature
 Rear cargo area storage bins
 Rear floor air ducts
 Speed control
 Sun visors with secondary visors
 Tilt steering column

EXTERIOR

Antenna — Concealed in rear quarter glass
 Door and liftgate handles — Color-coordinated on XLT, XLT Sport, Eddie Bauer, Limited and King Ranch; Black on XLS
 Headlamps — Quad-beam reflector system with integral park/turn-signal indicators (blackout treatment on Limited)
 Liftgate with flip-up glass
 Lower bodyside moldings — Molded-in-color Medium Dark Platinum on XLS and XLT; painted Dark Shadow Grey on XLT Sport; painted Pueblo Gold on Eddie Bauer and King Ranch; painted body-color on Limited
 Mirrors — Power sideview with security approach lamps and fold-away design (includes heat, turn signals and memory on Eddie Bauer, Limited and King Ranch; power-folding on Limited)
 Privacy glass (rear doors, quarter windows and rear window)
 Rear-window defroster
 Remote keyless-entry system — 2 key fobs
 Roof side rails — Raised
 Solar-tinted glass (front doors and windshield)
 Taillamps — Complex reflectors with built-in backup lighting
 Tow hooks — Front (4x4 only)
 Trailer Tow — Class III receiver with 4-pin connector
 Wheels — 17"
 Windshield wipers — Front: speed-sensitive, 2-speed variable-intermittent; rear: 2-speed intermittent with washer

*Always wear your safety belt and secure children in the rear seat.

ENGINE

	5.4L 3-VALVE TRITON® V8
Horsepower (hp @ rpm)	300 @ 5000
Torque (lb.-ft. @ rpm)	365 @ 3750
Towing capacity (lbs.)	8900 (4x2) 8600 (4x4)

Maximum weights shown are for properly equipped vehicles with required equipment and a 150-lb. driver. Weight of additional options, equipment, passengers and cargo must be deducted from this weight. For additional information, see your Ford Dealer.


EPA-ESTIMATED FUEL ECONOMY

	5.4L 3-VALVE TRITON® V8
4x2 (city/hwy.)	14/19 mpg
4x4 (city/hwy.)	14/18 mpg

Horsepower, torque, fuel economy numbers and comparisons based on 2005 competitive models, publicly available information and Ford certification data at time of publication. Some features discussed may be optional. Vehicles shown may contain optional equipment. Features shown may be offered only in combination with other options or subject to additional ordering requirements or limitations. Following publication, certain changes in standard equipment, options and the like, or product delays may have occurred which would not be included in these pages. Your Ford Dealer is the best source for up-to-date information. Ford Division reserves the right to change product specifications at any time without incurring obligations.



EXTERIOR COLORS



Oxford White




Redfire Metallic



Silver Birch Metallic




Black



Cashmere Tri-Coat Metallic



Pueblo Gold Metallic



Medium Wedgewood Blue Metallic



Dark Stone Metallic



Pewter Metallic



Dark Copper Metallic

Ford uses clearcoat paint for beauty and protection. Colors shown are representative only. Not all colors are available on all models. See your dealer for actual paint/trim options. Vehicles shown may contain optional equipment.

INTERIOR COLORS

MEDIUM FLINT GREY

MEDIUM PARCHMENT

XLS

- Oxford White
- Redfire Metallic
- Medium Wedgewood Blue Metallic
- Silver Birch Metallic
- Black

XLT

- Oxford White
- Pueblo Gold Metallic
- Redfire Metallic
- Medium Wedgewood Blue Metallic
- Silver Birch Metallic
- Dark Stone Metallic
- Black
- Pewter Metallic*

XLT SPORT

- Oxford White
- Redfire Metallic
- Medium Wedgewood Blue Metallic
- Silver Birch Metallic
- Black

EDDIE BAUER

- Oxford White
- Redfire Metallic
- Medium Wedgewood Blue Metallic
- Dark Stone Metallic
- Black
- Dark Copper Metallic*

LIMITED

- Pueblo Gold Metallic
- Black
- Pewter Metallic*
- Cashmere Tri-Coat Metallic**

KING RANCH

- Oxford White
- Dark Stone Metallic
- Black
- Dark Copper Metallic*

*New for 2006 (late availability). **Extra-cost option.

WHEELS



17" Painted-Steel Wheel
Standard on XLS



17" Aluminum Wheel
Standard on XLT and
XLT Sport



17" Machined-
Aluminum Wheel
Standard on Eddie Bauer



17" Chrometec
Aluminum Wheel
Standard on Limited



17" 5-Spoke Machined-
Aluminum Wheel
Standard on King Ranch

New-Vehicle Limited Warranty

We want your Ford Expedition ownership experience to be the best it can be. So under this warranty, your new vehicle comes with 3-year/36,000-mile Bumper-to-Bumper Coverage, 5-year/50,000-mile Safety Restraint Coverage, and 5-year/unlimited-mile Corrosion (Perforation) Coverage — all with no deductible. Please ask your Ford Dealer for a copy of this limited warranty.



Choose the insurance program that's designed for your vehicle — Ford Motor Company Insurance Services. Our program helps you receive the rates and service you deserve. Call 1-877-367-3847 or visit us at www.fordvip.com for a no-obligation quote. Insurance offered by American Road Services Company (in CA, American Road Insurance Agency), a licensed agency and subsidiary of Ford Motor Company.



For a purchase or lease, the Ford **Extended Service Plan (ESP)** gives you "Peace-of-Mind" protection designed to cover key vehicle components and protect you from the cost of unexpected repairs. Ask your dealer for an ESP backed by Ford Motor Company and honored at all Ford dealerships.



Get the ride you want. Whether you plan to lease or finance, you'll find the choices that are right for you at Ford Credit. Ask your Ford Dealer for details or check us out at www.fordcredit.com.



Designed for your vehicle by the company that built your vehicle, Genuine Ford Accessories provides many choices, professional dealer installation, and strong warranty protection. Discover the quality difference of Genuine Ford Accessories. See dealer for limited warranty details.

