

2007 THE NEW EXPEDITION & ALL-NEW EXPEDITION EL



BOLD MOVES



Make more memories

Built to encourage the adventurous nature of your family, the new 2007 Ford Expedition and all-new Expedition EL are ready for everything from last-minute hikes at the park to long weekends at the lake.

Expedition and Expedition EL share their bold good looks inside and out. Where you'll notice they differ is in cargo-carrying capability, since Expedition EL's longer wheelbase helps it serve up an extra 24 cu. ft. of cargo space behind the 3rd-row seat.

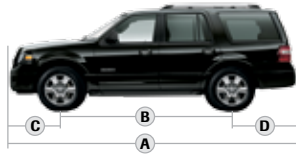
It's time to gather everybody, pack everything, and hit the road. You're sure to conjure up some super-sized adventures in the new Expedition and the all-new Expedition EL.



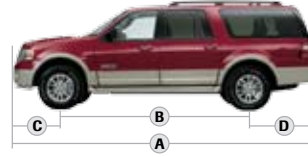
SPECIFICATIONS

DIMENSIONS

EXPEDITION



EXPEDITION EL



	EXPEDITION (4x2/4x4)	EXPEDITION EL (4x2/4x4)
EXTERIOR		
A. Overall length	206.5"	221.3"
B. Wheelbase	119.0"	131.0"
C. Overhang – front	39.2"	39.2"
D. Overhang – rear	48.3"	51.1"
E. Width (excluding mirrors)	78.8"	78.8"
Width (including mirrors)	91.8"	91.8"
Width (mirrors folded)	79.7"	79.7"
F. Height (with options)	77.2"	77.7"/78.3"
G. Ground clearance (minimum running)	8.7"	8.7"
H. Liftover height	34.4"	35.3"/35.9"
I. Ramp breakover angle	18.4°/18.3°	17.6°/18.7°
J. Angle of departure	21.4°/21.5°	20.1°/20.9°
K. Angle of approach	22.8°/22.6°	23.1°/24.1°
INTERIOR		
1st Row		
Head room	39.6"	39.5"
Shoulder room	63.2"	63.2"
Hip room	60.2"	60.2"
Leg room	41.1"	41.1"
2nd Row		
Head room	39.8"	39.7"
Shoulder room	63.7"	63.7"
Hip room	59.9"	59.9"
Leg room	39.1"	39.1"
3rd Row		
Head room	38.3"	38.0"
Shoulder room	51.9"	67.1"
Hip room	50.2"	51.8"
Leg room	37.7"	37.7"
Cargo Volume (cu. ft.)		
Maximum cargo volume	108.3	130.8
Behind 2nd row	55.0	85.5
Behind 3rd row	18.6	42.6

Cargo and load capacity limited by weight and weight distribution.

Horsepower, torque, fuel economy numbers and comparisons based on 2006 competitive models, publicly available information and Ford certification data at the time of printing. Some features discussed may be optional. Vehicles shown may contain optional equipment. Features shown may be offered only in combination with other options or subject to additional ordering requirements or limitations. Dimensions shown may vary due to optional features and/or production variability. Following publication of the catalog, certain changes in standard equipment, options and the like, or product delays may have occurred which would not be included in these pages. Your Ford Dealer is the best source for up-to-date information. Ford Division reserves the right to change product specifications at any time without incurring obligations.

STANDARD FEATURES

MECHANICAL

5.4L 3-valve Triton® V8 engine
6-speed automatic transmission with overdrive
4-wheel independent suspension with coil-over shocks – Front: double wishbone, Short- and Long-Arm (SLA) design; rear: multilink design
4-wheel power disc brakes with Anti-lock Brake System (ABS), Brake Assist and Electronic Brakeforce Distribution (EBD)
AdvanceTrac® with RSC® (Roll Stability Control)*
Battery saver
Body-on-frame construction
Control Trac® 4-wheel-drive system (4x4 models only)
Fuel tank – 28-gallon capacity (33.5-gallon on Expedition EL)
Non-limited-slip rear axle – 3.31 ratio (4x2 only); 3.73 ratio (4x4 only)
Spare tire – Full-size
Stabilizer bars – Front and rear
Variable-assist, power rack-and-pinion steering

SAFETY/SECURITY

Personal Safety System® for driver and front passenger – Includes dual-stage front airbags,** safety belt pretensioners, safety belt energy-management retractors, safety belt usage sensors, driver's-seat position sensor, crash severity sensor and restraint control module
Adaptive stroking steering column
Autolock – Doors lock automatically when driving
Belt-Minder® safety belt reminder
Child-safety rear door locks
Front-seat side airbags
LATCH – Lower anchors and tether anchors for child-safety seats on rear-outboard seat locations
Safety belts – 3-point for all outboard positions and 2nd- and 3rd-row center positions
Safety Canopy™ System
SecuriLock® passive anti-theft system
Side-intrusion door beams
Tire Pressure Monitoring System

SEATING

1st-row captain's chairs or low-back buckets – Model specific (see chart on page 4)
2nd-row 40/20/40 split bench with CenterSlide™ seat (slide-forward feature for center section) – Reclines and folds flat to floor; E-Z entry on both sides to 3rd row

INTERIOR

Accessory delay for power features
Air conditioning
Assist handles – 1st row (2) and 2nd row (2)
Automatic headlamps
Auxiliary audio input jack
Cargo organizer (Expedition EL only)
Cruise control – Steering wheel-mounted
Cupholders – 9
Door-trim panels with map pockets and cupholders (up to 20-ounce)
Floor console – Storage bin, coin holder, rear audio controls, 2 headphone jacks, 4 cupholders, power point, auxiliary audio and climate controls and pen holder
Floor mats – Carpeted 1st and 2nd rows
Head restraints – All outboard positions and center of 2nd row (if equipped with standard 40/20/40 split bench)
Height-adjustable shoulder belts – 1st-row outboard positions
Instrumentation – Analog with voltmeter, speedometer/odometer, tachometer, and oil pressure, water temperature and fuel gauges
Lights – Glove compartment, front dome/map and rear cargo area; illuminated entry and theater lighting
Power door locks with child-safety rear door locks
Power driver's seat – 6-way
Power points – 1st row (1), 2nd row (1), and rear cargo area (1)
Power windows – With one-touch-down driver's-side feature
Rear floor air ducts
Sun visors – Dual-blade
Tilt steering column

*Remember that even advanced technology cannot overcome the laws of physics. It's always possible to lose control of a vehicle due to inappropriate driver input for the conditions. For more information on AdvanceTrac with RSC, visit www.fordvehicles.com.

**Always wear your safety belt and secure children in the rear seat.

EXTERIOR

Antenna – Concealed in rear quarter glass
Door and liftgate handles – Chrome
Fog lamps
Headlamps – Complex-reflector system with integral park/turn-signal indicators (blackout treatment on Limited)
Liftgate with flip-up glass
Lower bodyside moldings – Black molded-in-color on XLT; Pueblo Gold-painted on Eddie Bauer; body-color-painted on Limited
Mirrors – Power sideview with security approach lamps and fold-away design (includes heat, turn signals and memory on Eddie Bauer and Limited; power-folding on Limited)
Privacy glass (rear doors, quarter windows and rear window)
Rear-window defroster
Remote keyless-entry system – 2 key fobs
Roof side rails – Raised
Taillamps – Complex reflectors with two-tone color lenses and built-in backup lighting
Tow hooks – Front (4x4 only)
Trailer Tow – Class III receiver with 4-pin connector
Wheels – 17"
Windshield wipers – Front: speed-sensitive, 2-speed variable-intermittent; rear: intermittent with washer

ENGINE

	5.4L 3-VALVE TRITON® V8
Horsepower (hp @ rpm)	300 @ 5000
Torque (lb.-ft. @ rpm)	365 @ 3750

TRAILER TOWING APPLICATIONS

	MAXIMUM LOADED TRAILER WEIGHT (lbs.)	
	5.4L V8	
EXPEDITION	4x2 Class IV	9200
	4x4 Class IV	9000
EXPEDITION EL	4x2 Class IV	9000
	4x4 Class IV	8750

Maximum weights shown are for properly equipped vehicles with required equipment and a 150-lb. driver. Weight of additional options, equipment, passengers and cargo must be deducted from this weight. For additional information, see your Ford Dealer.

Cargo and load capacity limited by weight and weight distribution.

WHEELS

- A** 18" Chrome-Clad Aluminum
Standard on Limited and EL Limited
- B** 17" Aluminum
Standard on XLT and EL XLT
- C** 18" Machined-Aluminum
Standard on EL Eddie Bauer; optional on XLT, EL XLT and Eddie Bauer
- D** 20" Chrome-Clad Aluminum
Optional on Eddie Bauer, EL Eddie Bauer, Limited and EL Limited
- E** 17" Machined-Aluminum
Standard on Eddie Bauer




INTERIORS



Stone Cloth
Standard on XLT



Stone Leather
Optional on XLT



Stone Leather
with Perforated Inserts
Standard on Limited




Camel Cloth
Standard on XLT




Camel Leather
Optional on XLT




Charcoal Black Cloth
Standard on XLT




Charcoal Black Leather
Optional on XLT




Charcoal Black Leather
with Perforated Inserts
Standard on Limited



Charcoal Black Leather
with Camel Inserts
Standard on Eddie Bauer



Greystone Leather
with Camel Inserts
(Camel environment)
Standard on Eddie Bauer



Charcoal Black Leather
with Caramel Perforated Inserts
Standard on Limited

STONE		
CAMEL		
CHARCOAL BLACK		
XLT		
●	●	Oxford White
	●	Pueblo Gold Metallic
●	●	Redfire Metallic
●	●	Dark Blue Pearl Metallic*
●	●	Silver Birch Metallic
●	●	Carbon Metallic*
●	●	Black
EDDIE BAUER		
	●	Oxford White
	●	Redfire Metallic
	●	Dark Blue Pearl Metallic*
	●	Carbon Metallic*
	●	Black
	●	Dark Copper Metallic
LIMITED		
	●	Pueblo Gold Metallic
●		Carbon Metallic*
●		Black
●		White Sand Tri-Coat Metallic*
		Dark Copper Metallic

*New for 2007.

EXTERIORS



Oxford White



Pueblo Gold Metallic



Redfire Metallic



Dark Blue Pearl Metallic



Silver Birch Metallic



Carbon Metallic



Black



White Sand Tri-Coat Metallic



Dark Copper Metallic

Ford uses clearcoat paint for beauty and protection. Colors shown are representative only. Not all colors are available on all models. See your dealer for actual paint/trim options. Vehicles shown may contain optional equipment.



New Vehicle Limited Warranty

We want your Ford Expedition or Expedition EL ownership experience to be the best it can be. So under this warranty, your new vehicle comes with 3-year/36,000-mile Bumper-to-Bumper Coverage, 5-year/50,000-mile Safety Restraint Coverage, and 5-year/unlimited-mile Corrosion (Perforation) Coverage — all with no deductible. Please ask your Ford Dealer for a copy of this limited warranty.

For more assurance: There's now a 5-year/60,000-mile powertrain limited warranty that's fully transferable, has no deductible, and provides you with an additional 2 years or 24,000 miles of coverage — on select components, including the engine and transmission — beyond the standard 3-year/36,000-mile Bumper-to-Bumper Coverage. Plus, Roadside Assistance is extended to 5 years or 60,000 miles, so you have the security of knowing that help may be only a phone call away should you run out of fuel, lock yourself out of the vehicle, or need towing. Your Ford Dealer can provide complete details on all of these advantages.



Get the ride you want. Whether you plan to lease or finance, you'll find the choices that are right for you at Ford Credit. Ask your Ford Dealer for details, or check us out at www.fordcredit.com.



Get Ford Motor Company quality in your auto insurance. Our program offers industry-leading benefits and competitive rates. Call 1-877-367-3847, or visit us at www.fordvip.com for a no-obligation quote. Insurance offered by American Road Services Company (in CA, American Road Insurance Agency), a licensed agency and subsidiary of Ford Motor Company.



For a purchase or lease, the Ford **Extended Service Plan** (ESP) gives you "Peace-of-Mind" protection designed to cover key vehicle components and protect you from the cost of unexpected repairs. Ask your dealer for an ESP, the only service contract backed exclusively by Ford and honored at all Ford Lincoln Mercury dealerships.



Genuine Ford Accessories are designed and engineered specifically for Ford vehicles. Visit our website at www.fordaccessoriesstore.com to use the Accessorizer, and to learn about complete accessory details and purchase instructions.