

2013 **EXPEDITION+EL**



Go Further



## Full-sized adventures ahead.

People. Pets. Cargo. Towing. Or all of the above. Whatever your day brings, the 2013 Ford Expedition and Expedition EL are built to help you power through it with ease. Roomy seating for up to 8 means everybody's welcome. And there's plenty of cargo space in back – up to 108.3 cu. ft. on Expedition and 130.8 on Expedition EL.<sup>1</sup> When you're towing, a new trailer brake controller<sup>2</sup> helps enhance braking performance. While you're parking, the Forward Sensing System<sup>2</sup> alerts you to large, stationary objects detected in front of the vehicle. And for an extra touch of style, you'll find new 20" chrome-clad aluminum wheels<sup>2</sup> on Limited and King Ranch® models. Go further in a 2013 Expedition.

XLT. Oxford White. Available equipment.

<sup>1</sup>Cargo and load capacity limited by weight and weight distribution. <sup>2</sup>Available feature.

2013 **EXPEDITION+EL**  
ford.com





## Powerful performer helps you maintain control.



The proven 5.4L V8 engine and 6-speed automatic transmission under the hood of every Expedition give you 20 mpg hwy,<sup>1</sup> 310 horsepower and 365 lb.-ft. of torque, along with the ability to tow up to 9,200 lbs.<sup>2</sup> This powertrain is also flex-fuel capable, so it runs on gasoline, E85 or any blend of the two. Joining standard trailer sway control, a new trailer brake controller<sup>3</sup> helps increase towing confidence by balancing the performance of the vehicle brakes and your electric trailer brakes.<sup>4</sup> For maximized traction, the convenient 4x4 AUTO mode on our Control Trac<sup>®</sup> 4-wheel drive<sup>3</sup> senses when the vehicle is on a loose or slippery surface and automatically transfers power to the appropriate wheels.

King Ranch<sup>®</sup> EL. Kodiak Brown Metallic. Available equipment.

<sup>1</sup>EPA-estimated 14 city/20 hwy/16 combined mpg for Expedition 4x2. <sup>2</sup>When properly equipped. <sup>3</sup>Available feature. <sup>4</sup>Trailer brake controller verified to be compatible with electrically actuated drum brakes and certain electric-over-hydraulic brake systems. See your Ford Dealer for details.

2013 **EXPEDITION+EL**  
ford.com





## Treats you well in all 3 rows.

Relax into supportive leather-trimmed<sup>1</sup> seats as you maximize your comfort via the 10-way power driver's seat<sup>1</sup> and power-adjustable pedals. Dual-zone electronic automatic temperature control<sup>1</sup> enables you and your copilot each to have your way. Heated and cooled front seats<sup>1</sup> can help chase away a chill – or create one. To pamper more passengers, heated seats are offered in the 2nd row<sup>1</sup> as well. Best-in-class<sup>2</sup> 3rd-row leg room means even adults will be happy to ride in back. To seat as many as 8, you'll want the standard 2nd-row 40/20/40 split-fold seat with CenterSlide<sup>®</sup> and a 3rd-row 60/40 split-fold seat.<sup>1</sup> XLT Premium, Limited and King Ranch<sup>®</sup> models include our ultra-convenient PowerFold<sup>®</sup> 3rd-row seat.<sup>1</sup> The 2013 Expedition takes care of you and your passengers in all sorts of powerfully luxurious ways.

XLT Premium EL. Camel leather trim. Available equipment.

<sup>1</sup>Available feature. <sup>2</sup>Class is Extended Utilities.

2013 **EXPEDITION+EL**  
ford.com






## Keeps you connected.

### Hands-free calls, music and more.

No more searching for your phone. No device on your ear. Once paired, voice-activated Ford SYNC<sup>®1</sup> recognizes your phone and downloads your contacts to support voice calling. It also plays music from your phone, MP3, USB or iPod<sup>®</sup>. Just touch a button on the steering wheel and say things like "Call: Melissa," or "Play genre: country." SYNC also offers 911 Assist<sup>®</sup> and with an activated SYNC Services account you get business searches, turn-by-turn driving directions, local movie times and more. Personalize it at [ford.com/sync](http://ford.com/sync). SYNC. Say the word.

### Voice-activated travel guide with SiriusXM.

The Navigation System<sup>2</sup> includes a 6-month trial subscription to SiriusXM Traffic and Travel Link (Satellite Radio is standard) to bring you over 130 channels, including commercial-free music, plus sports, news, talk and entertainment. Drive smarter with the ability to look up fuel prices, check local and national weather, get alerts on traffic-related incidents, receive alternate route suggestions and much more. This system features a vibrant LCD touch screen with interactive maps you can zoom and scroll. Of course, it also responds to voice commands for hands-free control. Play DVDs while Expedition is in Park and store nearly 10 gigs of your digital music.



**Command your apps.** SYNC AppLink<sup>™3</sup> lets smartphone users control Pandora<sup>®</sup>, iHeartRadio<sup>®</sup>, Stitcher Smart Radio<sup>™</sup> and select other apps by voice too.

XLT Premium. Available equipment.

<sup>1</sup>Driving while distracted can result in loss of vehicle control. Only use mobile phones and other devices, even with voice commands, when it is safe to do so. SYNC Services varies by trim level and model year and may require a subscription. Traffic alerts and turn-by-turn directions available in select markets. Message and data rates may apply. Not all features are compatible with all phones. <sup>2</sup>Available feature. <sup>3</sup>SYNC AppLink is available on select models and compatible with select smartphone platforms. Commands may vary by phone and AppLink software.

2013 EXPEDITION+EL  
[ford.com](http://ford.com)



Go Further



## Strengthens your peace of mind.

Twists. Turns. Teenage drivers. Expedition is engineered to help you master these and many other challenges. Standard AdvanceTrac<sup>®</sup> with RSC<sup>®</sup> (Roll Stability Control<sup>™</sup>) uses 2 gyroscopic sensors to help you avoid skidding and fishtailing.<sup>1</sup> It's beneficial on all sorts of surfaces, in all kinds of weather. Adults can use standard MyKey<sup>®</sup> to help block calls and text messaging when young drivers take the wheel. Every Expedition also features the personalized protection of dual-stage front airbags, front-seat side airbags and our Safety Canopy<sup>®</sup> System, which includes a rollover sensor and 3-row side-curtain airbags. If an airbag has deployed or a safety belt pretensioner has activated in certain collisions, our SOS Post-Crash Alert System<sup>™</sup> flashes the hazard lights and sounds the horn to help alert others.<sup>2</sup> In the event of airbag deployment, Ford SYNC<sup>®</sup> with 911 Assist<sup>®</sup> uses your phone to directly contact 911.<sup>3</sup> If needed, it can even give the operator an urgent message for you.

Limited EL. Ruby Red Metallic Tinted Clearcoat.<sup>4</sup> Available equipment.

<sup>1</sup>Remember that even advanced technology cannot overcome the laws of physics. It's always possible to lose control of a vehicle due to inappropriate driver input for the conditions. <sup>2</sup>SOS hardware may become damaged or the battery may lose power in a crash, which could prevent operation. Not all crashes will activate an airbag or safety belt pretensioner. <sup>3</sup>The vehicle's electrical system (including the battery), the wireless service provider's signal and a connected mobile phone must all be available and operating for 911 Assist to function properly. These systems may become damaged in a crash. The paired mobile phone must be connected to SYNC, and the 911 Assist feature enabled, in order for 911 to be dialed. When the feature is ON, 911 Assist uses your paired and connected mobile phone to assist occupants to contact emergency services by dialing 911 if your airbag deploys or, on certain vehicles, if the emergency fuel pump shut-off is activated. <sup>4</sup>Late availability.

2013 EXPEDITION+EL  
ford.com



## Expands your versatility.



Take advantage of its huge, flat load floor to carry all sorts of cargo. Let more sunshine in through the power moonroof. Slide the center of its 2nd-row seat forward for convenient access to little ones. Stay organized. Clear up blind spots. Ease cargo loading, along with passenger entry and exit. As your transportation needs change, Expedition smartly helps you adapt.

Power moonroof<sup>1</sup>

CenterSlide<sup>®</sup> 2nd-row seat

Cargo Management System (Expedition EL)

Blind spot mirrors

130.8 cu. ft. of cargo space (Expedition EL)

Power liftgate<sup>1</sup> and power-deployable running boards<sup>1</sup>



<sup>1</sup>Available feature.

2013 EXPEDITION+EL  
ford.com





XLT in Blue Jeans Metallic customized with smoked hood and side window deflectors, molded splash guards, roof-mounted ski carrier by THULE,<sup>®1</sup> and trailer towing accessories  
 Dual head restraint DVD by INVISION™<sup>1</sup>  
 All-weather floor mats  
 Remote start systems  
 Illuminated door sill plates

**Exterior**

- Chrome exhaust tip
- Roof crossbars
- Racks and carriers<sup>1</sup>
- Hood deflector
- Flat splash guards
- Locking fuel plug
- Sportz<sup>®</sup> SUV tents<sup>1</sup>
- Wheel lock kit
- Full vehicle covers<sup>1</sup>
- Trailer hitch balls/drawbars

**Interior**

- Interior light kit
- Cargo organizers and protectors
- Carpeted floor mats
- Leather-trimmed interior seating<sup>1</sup>

**Electronics**

- Auto-dimming rearview mirror
- Vehicle security systems
- Keyless entry keypad
- Warning sensor systems<sup>1</sup>
- Portable DVD rear-entertainment systems<sup>1</sup>

<sup>1</sup>Ford Licensed Accessory.



# EXPEDITION+EL Standard Features

## Mechanical

5.4L 3-valve V8 FFV engine
6-speed automatic transmission with tow/haul mode
4-wheel independent suspension with coil-over shocks – Front: double-wishbone, short- and long-arm (SLA) design; rear: multilink design
4-wheel power disc brakes with Anti-Lock Brake System (ABS), brake assist and electronic brakeforce distribution (EBD)
28.0-gal. fuel tank capacity (33.5-gal. on Expedition EL)
Easy Fuel® capless fuel filler
Front skid plate (4x2 only)
Full-size spare tire
Non-limited-slip rear axle – 3.31 ratio (Expedition only); 3.73 ratio (Expedition EL only)
Variable-assist, power rack-and-pinion steering

## Seating

1st-row bucket seats
2nd-row 40/20/40 split-fold seat with CenterSlide® (slide-forward feature for center section); reclines and folds flat to floor in cargo mode

## Interior

Air conditioning
Analog instrumentation with voltmeter, speedometer/odometer and tachometer, and oil pressure, water temperature and fuel gauges
Assist handles (2 in 1st row, 2 in 2nd row and 1 for liftgate)
Auto-dimming rearview mirror
Auxiliary audio input jack
Auxiliary rear climate control
Cargo Management System (Expedition EL only)
Carpeted floor mats in 1st and 2nd rows
Cruise control
Cupholders (9)
Dual-blade sun visors with illuminated vanity mirrors
Floor console with storage bin, coin holder, 2 headphone jacks, 4 cupholders, 2 powerpoints, auxiliary rear audio and climate controls, and pen holder
Ford SYNC® voice-activated, in-vehicle connectivity system with SYNC Services for Traffic, Directions and Information
Front door-trim panels with map pockets and cupholders
Leather-wrapped steering wheel
Message center
Overhead console with map lights, single sunglasses holder, conversation mirror and rear quarter window switches
Power door locks
Powerpoints (3)
Power rear quarter windows

## Interior (continued)

Power windows with one-touch-up/-down driver's side window feature
Rear floor air vents
SiriusXM Satellite Radio with 6-month trial subscription
Steering wheel-mounted audio controls
Tilt steering column
Universal garage door opener

## Exterior

Automatic headlamps with rainlamp
Chrome door and liftgate handles
Chrome exhaust tip
Chrome grille
Class IV trailer tow receiver with 4-pin connector
Concealed antenna in rear quarter glass
Fog lamps
Front tow hooks (4x4 only)
Liftgate with flip-up glass
Privacy glass (rear doors, rear quarter windows and rear window)
Rear-window defroster
Reverse Sensing System
SecuriCode™ keyless entry keypad
Windshield wipers – Front: speed-sensitive, 7-speed variable-intermittent; rear: 2-speed intermittent with washer

## Safety & Security

3-point safety belts for all seating positions
AdvanceTrac® with RSC® (Roll Stability Control™)
Belt-Minder® front safety belt reminder
Child-safety rear door locks
Dual-stage front airbags <sup>1</sup> ; safety belt pretensioners, safety belt energy-management retractors, safety belt usage sensors, driver's seat position sensor, crash severity sensor and restraint control module
Front-seat side airbags <sup>1</sup>
Height-adjustable shoulder belts for 1st row
LATCH – Lower Anchors and Tether Anchors for Children on rear-outboard seat positions
MyKey®
Perimeter alarm
Safety Canopy® System with 3-row side-curtain airbags <sup>1</sup> and rollover sensor
SecuriLock® Passive Anti-Theft System
Side-intrusion door beams
SOS Post-Crash Alert System™
Tire Pressure Monitoring System (excludes spare)
Trailer sway control



## XLT

Equipment Group 200A  
Includes all standard features, plus:

## Seating

1st-row bucket seats with 2-way adjustable head restraints and 6-way power driver's seat with manual lumbar
3rd-row 60/40 split-fold-flat-to-floor bench seat
Cloth seats

## Interior

Power-adjustable pedals
Premium Sound System with single-CD player, MP3 capability and 6 speakers

## Exterior

18" machined aluminum wheels
Black, power, heated sideview mirrors with blind spot mirrors and security approach lamps
Black roof-rack side rails with crossbars
Black running boards
Body-color lower bodyside moldings, wheel-lip moldings and bumpers
Dual reflector headlamps



## Horsepower, Torque & EPA-Estimated Fuel Economy

5.4L 3-Valve V8 FFV Engine	Horsepower: 310 @ 5,100 rpm	Torque (lb.-ft.): 365 @ 3,600 rpm
6-speed automatic		
4x2	14 city/20 hwy/16 combined mpg	
4x4	13 city/18 hwy/15 combined mpg	

<sup>1</sup>Always wear your safety belt and secure children in the rear seat.

Comparisons based on 2012 competitive models (class is Extended Utilities), publicly available information and Ford certification data at time of release. Some features discussed may be optional. Vehicles shown may contain optional equipment. Features shown may be offered only in combination with other options or subject to additional ordering requirements or limitations. Dimensions shown may vary due to optional features and/or production variability. Following release of the PDF, certain changes in standard equipment, options and the like, or product delays may have occurred which would not be included in these pages. Your Ford Dealer is the best source for up-to-date information. Ford Division reserves the right to change product specifications at any time without incurring obligations.

## EXPEDITION+EL Standard Features



### XLT Premium

Equipment Group 201A  
Includes select XLT features, plus:

#### Seating

1st-row bucket seats with 10-way power driver's seat, including power lumbar and memory, and 6-way power front-passenger seat

Leather-trimmed 1st- and 2nd-row seats

PowerFold® 3rd-row seat

#### Interior

110-volt power outlet

Dual-zone electronic automatic temperature control

Leather-wrapped shift knob

Power-adjustable pedals with memory

Premium Sound System with single-CD player, MP3 capability and 7 speakers (including a subwoofer) with 340 watts

Woodgrain trim accents

#### Exterior

Black, power, heated sideview mirrors with blind spot mirrors, security approach lamps, integrated turn signal indicators and memory

Pale Adobe lower bodyside moldings, wheel-lip moldings, bumpers and running boards

Power liftgate

Rain-sensing wipers

Rear view camera



### Limited

Equipment Group 300A  
Includes select XLT Premium features, plus:

#### Mechanical

Heavy-Duty Trailer Tow Package includes Class IV hitch receiver, 7- and 4-pin connectors, heavy-duty auxiliary transmission oil cooler, heavy-duty radiator, electronic brake wiring kit and integrated trailer brake controller

#### Seating

1st-row, 10-way power, heated and cooled bucket seats, including power lumbar and recline with driver's memory

Heated 2nd-row seats

Perforated leather-trimmed 1st- and 2nd-row seats

#### Interior

Leather-wrapped steering wheel with olive ash black woodgrain insert

#### Exterior

Body-color lower bodyside moldings, wheel-lip moldings, bumpers and running boards

Body-color, power-adjustable/-folding, heated sideview mirrors with auto-dimming driver's side, blind spot mirrors, security approach lamps, integrated turn signal indicators and memory

Chrome roof-rack side rails with black crossbars

Complex-Reflector System headlamps with blackout treatment

Forward Sensing System



### King Ranch®

Equipment Group 400A  
Includes select Limited features, plus:

#### Seating

Chaparral leather trim with perforated inserts on all 3 rows of seating

#### Interior

1st- and 2nd-row carpeted floor mats with embroidered King Ranch logo

Chaparral leather trim on steering wheel insert, center console lid and door-panel inserts

Woodgrain trim on center console, switch panels and instrument panel

#### Exterior

18" machined aluminum wheels with King Ranch center caps

Chrome, power-adjustable/-folding, heated sideview mirrors with auto-dimming driver's side, blind spot mirrors, security approach lamps, integrated turn signal indicators and memory

Dual reflector headlamps

King Ranch logo on front fender and liftgate

Pale Adobe lower bodyside moldings, wheel-lip moldings, bumpers and running boards

Exterior Dimensions	Expedition/EL 4x2 (4x4)
Wheelbase	119.0"/131.0"
Length	206.5"/221.3"
Height – Including options	77.2"/77.7" (78.3")
Width – Excluding mirrors	78.8"
Width – Including mirrors	91.8"
Width – Mirrors folded	79.7"
Min. running ground clearance	8.7"
Liftover height	34.4"/35.3" (35.9")
Overhang – Front	39.2"
Overhang – Rear	48.3"/51.1"
Ramp breakover angle	18.4° (18.3°)/17.6° (18.7°)
Angle of approach	22.8° (22.6°)/23.1° (24.1°)
Angle of departure	21.4° (21.5°)/20.1° (20.9°)

Interior Dimensions	Expedition/EL
<b>1st Row</b>	
Head room	39.6"/39.5"
Shoulder room	63.2"
Leg room	41.1"
<b>2nd Row</b>	
Head room	39.8"/39.7"
Shoulder room	63.7"
Leg room	39.1"
<b>3rd Row (if equipped)</b>	
Head room	38.3"/38.0"
Shoulder room	51.9"/67.1"
Leg room	37.7"

Capacities (cu. ft.)	Expedition/EL
Passenger volume	160.3/168.3
Cargo volume behind 1st row	108.3/130.8
Cargo volume behind 2nd row	55.0/85.5
Cargo volume behind 3rd row	18.6/42.6
Fuel tank (gal.)	28.0/33.5
<b>Maximum Loaded Trailer Weight (lbs.)<sup>1</sup></b>	
3.31 axle ratio	
4x2 Class IV	9,200/–
4x4 Class IV	9,000/–
3.73 axle ratio	
4x2 Class IV	9,200/8,900
4x4 Class IV	9,000/8,700

<sup>1</sup>Maximum weights shown are for properly equipped vehicles with required equipment and a 150-lb. driver. Weight of additional options, equipment, passengers and cargo must be deducted from this weight. For additional information, see your Ford Dealer.

Dimensions may vary by trim level. Cargo and load capacity limited by weight and weight distribution. King Ranch is a registered trademark of King Ranch, Inc. Microsoft is a registered trademark of Microsoft Corporation. SiriusXM Satellite Radio, Traffic and Travel Link subscriptions sold separately or as a package after trial expires. SiriusXM Traffic and Travel Link service available in select markets. See SiriusXM Customer Agreement for complete terms at [www.siriusxm.com](http://www.siriusxm.com). Sirius satellite service available in the 48 contiguous United States, DC, and PR. Sirius, XM and all related marks and logos are trademarks of Sirius XM Radio Inc. iPod is a registered trademark of Apple Inc. All rights reserved. PANDORA, the PANDORA logo, and the Pandora trade dress are trademarks or registered trademarks of Pandora Media, Inc. Used with permission. iHeartRadio is a registered trademark of Clear Channel Broadcasting, Inc. Stitcher Smart Radio is a registered trademark of Stitcher, Inc. THULE is a registered trademark of Thule Sweden AB. INVISION is a trademark of Audiovox Corporation. Power Code is a trademark of Code Systems, Inc. HD Radio is a proprietary trademark of iBiquity Digital Corp.

# XLT+XLT Premium



XLT. Stone leather trim. Available equipment. | XLT. Power rear quarter windows. | XLT Premium. 110-volt power outlet. | XLT Premium. Rear view camera. Navigation System<sup>1</sup>



<sup>1</sup>Available feature.

# XLT+XLT Premium



## Exteriors

Exteriors	Interiors			
A White Platinum Metallic Tri-coat <sup>1,2</sup>				4
B Oxford White	1	2	3	4
C Ingot Silver Metallic	1		3	
D Sterling Gray Metallic	1		3	
E Ruby Red Metallic Tinted Clearcoat <sup>1,3</sup>	1	2	3	4
F Autumn Red Metallic <sup>4</sup>	1	2	3	4
G Kodiak Brown Metallic <sup>2</sup>				4
H Blue Jeans Metallic	1	2	3	4
I Green Gem Metallic	1	2	3	4
J Tuxedo Black Metallic	1	2	3	4

- 1 Stone Cloth – Standard on XLT
- 2 Camel Cloth – Standard on XLT
- 3 Stone Leather – Optional on XLT (requires Leather Seating Package)
- 4 Camel Leather – Standard on XLT Premium; optional on XLT (requires Leather Seating Package)



18" Machined Aluminum Standard



17" Aluminum Optional

## XLT

### Available Packages

**Heavy-Duty Trailer Tow Package** includes Class IV hitch receiver, 7- and 4-pin connectors, heavy-duty auxiliary transmission oil cooler, heavy-duty radiator, electronic brake wiring kit and integrated trailer brake controller

**Leather Seating Package** includes leather-trimmed 1st- and 2nd-row seats, 10-way power driver's seat, 6-way power front-passenger seat and PowerFold® 3rd-row seat

### Available Options

- 17" aluminum wheels
- 3.73 non-limited-slip rear axle (non-EL only)
- All-weather floor mats in 1st and 2nd rows
- Control Trac® 4-Wheel-Drive (4WD) System
- Power Code™ Remote Start System
- Power moonroof

## XLT Premium

### Available Equipment Groups

Equipment Group 202A – Heated and cooled front seats with 10-way power passenger seat + **Heavy-Duty Trailer Tow Package**

Equipment Group 203A – Includes content of 202A + power moonroof + voice-activated Navigation System with nearly 10-gigabyte hard drive, single-disc Premium Sound System, HD Radio™ Technology, and SiriusXM Traffic and Travel Link with 6-month trial subscription

### Available Package

#### Heavy-Duty Trailer Tow Package

### Available Options

- 17" aluminum wheels
- 2nd-row bucket seats
- 3.73 non-limited-slip rear axle (non-EL only)
- All-weather floor mats in 1st and 2nd rows
- Control Trac 4-Wheel-Drive (4WD) System
- Heated and cooled front seats with 10-way power passenger seat
- Heated 2nd-row seats (requires heated and cooled front seats)
- Power Code Remote Start System
- Power-deployable running boards (requires 203A)
- Power moonroof
- Rear load-leveling air suspension (requires 203A)
- Voice-activated Navigation System with nearly 10-gigabyte hard drive, single-disc Premium Sound System, HD Radio Technology, and SiriusXM Traffic and Travel Link with 6-month trial subscription (requires 202A)



XLT. Ruby Red Metallic Tinted Clearcoat. XLT Premium EL. Tuxedo Black Metallic. Available equipment.

<sup>1</sup>Additional charge. <sup>2</sup>XLT Premium only. <sup>3</sup>Late availability. <sup>4</sup>Limited availability. Colors are representative only. See your dealer for actual paint/trim options.

# Limited



Charcoal Black leather trim with perforated inserts. Available equipment. | Heated 2nd-row seats. | 1st-row, 10-way power, heated and cooled bucket seats. | 2nd-row bucket seats! | Power-adjustable pedals with memory.




<sup>1</sup>Available feature.

2013 EXPEDITION+EL  
ford.com



# Limited



## Exteriors

A White Platinum Metallic Tri-coat<sup>1</sup>

B Ingot Silver Metallic

C Sterling Gray Metallic

D Ruby Red Metallic Tinted Clearcoat<sup>1,2</sup>

E Autumn Red Metallic<sup>3</sup>

F Kodiak Brown Metallic

G Tuxedo Black Metallic

1 Stone Leather with Perforated Inserts – Standard

2 Charcoal Black Leather with Perforated Inserts – Standard

## Interiors

1 2

1 2

1 2

1 2

1 2

1 2

1 2



20" Chrome-Clad Aluminum  
Optional



18" Machined Aluminum  
Standard



20" Polished Aluminum  
Optional

## Available Equipment Group

Equipment Group 301A – Power moonroof + power-deployable running boards + voice-activated Navigation System with nearly 10-gigabyte hard drive, single-disc Premium Sound System, HD Radio™ Technology, and SiriusXM Traffic and Travel Link with 6-month trial subscription

## Available Options

20" chrome-clad aluminum wheels (requires 301A)

20" polished aluminum wheels

2nd-row bucket seats

3.73 non-limited-slip rear axle (non-EL only)

All-weather floor mats in 1st and 2nd rows

Control Trac® 4-Wheel-Drive (4WD) System

Dual head restraint DVD by INVISION™<sup>4</sup>

Power Code™ Remote Start System

Power-deployable running boards

Power moonroof

Rear load-leveling air suspension (requires 301A)

Voice-activated Navigation System with nearly 10-gigabyte hard drive, single-disc Premium Sound System, HD Radio Technology, and SiriusXM Traffic and Travel Link with 6-month trial subscription



EL. Sterling Gray Metallic. Available equipment.

<sup>1</sup>Additional charge. <sup>2</sup>Late availability. <sup>3</sup>Limited availability. <sup>4</sup>Ford Licensed Accessory. Colors are representative only. See your dealer for actual paint/trim options.

2013 EXPEDITION+EL  
ford.com



# King Ranch®




Chaparral leather trim with perforated inserts. Available equipment. | 2nd-row bucket seats<sup>1</sup>. Available equipment. | 1st- and 2nd-row carpeted floor mats with embroidered King Ranch logo. | Front fender and liftgate logos.



<sup>1</sup>Available feature.

# King Ranch®



## Exteriors

A White Platinum Metallic Tri-coat <sup>1</sup>	1
B Ruby Red Metallic Tinted Clearcoat <sup>1,2</sup>	1
C Autumn Red Metallic <sup>3</sup>	1
D Kodiak Brown Metallic	1
E Blue Jeans Metallic	1
F Green Gem Metallic	1
G Tuxedo Black Metallic	1

1 Chaparral Leather with Perforated Inserts – Standard

## Interior



20" Chrome-Clad Aluminum with King Ranch Center Caps  
Optional



18" Machined Aluminum with King Ranch Center Caps  
Standard



20" Premium Painted Aluminum with King Ranch Center Caps  
Optional

## Available Equipment Group

Equipment Group 401A – Power moonroof + power-deployable running boards + voice-activated Navigation System with nearly 10-gigabyte hard drive, single-disc Premium Sound System, HD Radio™ Technology, and SiriusXM Traffic and Travel Link with 6-month trial subscription

## Available Options

- 20" chrome-clad aluminum wheels with King Ranch center caps (requires 401A)
- 20" premium painted aluminum wheels with King Ranch center caps
- 2nd-row bucket seats
- 3.73 non-limited-slip rear axle (non-EL only)
- All-weather floor mats in 1st and 2nd rows
- Control Trac® 4-Wheel-Drive (4WD) System
- Dual head restraint DVD by INVISION™<sup>4</sup>
- Power Code™ Remote Start System
- Power-deployable running boards
- Power moonroof
- Rear load-leveling air suspension (requires 401A)
- Voice-activated Navigation System with nearly 10-gigabyte hard drive, single-disc Premium Sound System, HD Radio Technology, and SiriusXM Traffic and Travel Link with 6-month trial subscription



Kodiak Brown Metallic. Available equipment.

<sup>1</sup>Additional charge. <sup>2</sup>Late availability. <sup>3</sup>Limited availability. <sup>4</sup>Ford Licensed Accessory. Colors are representative only. See your dealer for actual paint/trim options.





# QUALITY, GREEN, SAFE AND SMART.

[ford.com](http://ford.com)

**New Vehicle Limited Warranty.** We want your Ford Expedition or Expedition EL ownership experience to be the best it can be. Under this warranty, your new vehicle comes with 3-year/36,000-mile bumper-to-bumper coverage, 5-year/60,000-mile Powertrain Warranty coverage, 5-year/60,000-mile safety restraint coverage, and 5-year/unlimited-mile corrosion (perforation) coverage – all with no deductible. Please ask your Ford Dealer for a copy of this limited warranty. □ **Roadside Assistance.** Covers your vehicle for 5 years or 60,000 miles, so you have the security of knowing that help may be only a phone call away should you run out of fuel, lock yourself out of the vehicle or need towing. Your Ford Dealer can provide complete details on all of these advantages. □ **Ford Credit.** Get the ride you want. Whether you plan to lease or finance, you'll find the choices that are right for you at Ford Credit. Ask your Ford Dealer for details or check us out at [fordcredit.com](http://fordcredit.com). □ **Ford Extended Service Plan.** For a purchase or lease, the Ford Extended Service Plan (ESP) gives you "Peace-of-Mind" protection designed to cover key vehicle components and protect you from the cost of unexpected repairs. Ask your dealer for a Ford ESP, the only service contract backed exclusively by Ford and honored at all Ford Lincoln dealerships. □ **Insurance Services.** Get Ford Motor Company quality in your auto insurance. Our program offers industry-leading benefits and competitive rates. Call 1-877-367-3847, or visit us at [fordvip.com](http://fordvip.com) for a no-obligation quote. Insurance offered by American Road Services Company (in CA, American Road Insurance Agency), a licensed agency and subsidiary of Ford Motor Company. □ **Genuine Ford Accessories** will be warranted for whichever provides you the greatest benefit: 12 months or 12,000 miles (whichever occurs first), or the remainder of your Bumper-to-Bumper 3-year/36,000-mile New Vehicle Limited Warranty. Ford Licensed Accessories (FLA) are warranted by the accessory manufacturer's warranty. FLA are fully designed and developed by the accessory manufacturer and have not been designed or tested to Ford Motor Company engineering requirements. Contact your Ford Dealer for details and/or a copy of all limited warranties.

Follow Ford:

