

EXPLORER



2000 EXPLORER 4 DOOR





The performance capability of Ford Explorer isn't just for the outback. It's also for everyday, run-down-to-the-video-store driving when you need the punch to pass or the ability to come to a quick, safe stop. One of two levels of V6 power or a hefty V8 addresses the former, standard four-wheel anti-lock disc brakes the latter. Front and rear stabilizer bars, along with precise rack-and-pinion steering, handle the handling. So yes, you can deal with the outback. As well as with the unexpected back out.

EXPLORER XLS

- Air conditioning
- 4-wheel ABS
- Luggage rack
- Power windows, door locks
- 15" deep-dish cast aluminum wheels
- SecuriLock™ Passive Anti-Theft System
- 60/40 split/fold rear seat



EXPLORER XLS

EXPLORER XLS Sport

- Unique cloth captain's chairs
- Side step bars
- Wheelip moldings
- Fog lamps
- AM/FM stereo/clock/cassette/single CD
- Removable storage bag
- 15" chrome steel wheels
- Automatic overdrive transmission



EXPLORER XLS Sport

EXPLORER XLT

- Remote Keyless Entry System
- Cloth sport bucket seats with power driver's seat
- Overhead console
- Keypad/autolock
- 15" luxury cast aluminum wheels



EXPLORER XLT

EXPLORER XLT Sport

- Color-keyed bodyside molding and grille
- Platinum wheelip molding system and front/rear bumpers
- Side step bars
- 16" machined aluminum wheels
- XLT Sport badging
- P255/70R16 OWL all-terrain tires



EXPLORER XLT Sport

EXPLORER Eddie Bauer

- Premium console equipped with message center
- Color-keyed running boards
- Auxiliary audio/climate controls located on steering wheel
- MACH® Audio System (290 watt, peak power)
- Homelink® with Travelnote® System
- Electronic automatic temperature control
- 16" machined aluminum wheels



EXPLORER Eddie Bauer

EXPLORER Limited

- Premium console with message center
- Color-keyed running boards
- Auxiliary audio/climate controls located on steering wheel
- MACH® Audio System (290 watt, peak power)
- Heated mirrors and puddle lamps
- Electronic automatic temperature control
- Heated front seats with premium leather trim
- 16" Limited cast aluminum wheels



EXPLORER Limited

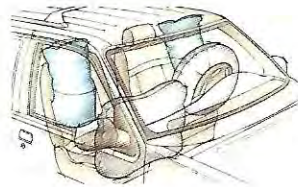


Explorer's substantial look isn't just a look. Its Built Ford Tough design includes a large, versatile cargo area for everything from camping gear to antiques. Rigid construction, solid side door intrusion beams and standard Second Generation front airbags* help contribute to your protection on the road. Front seat side

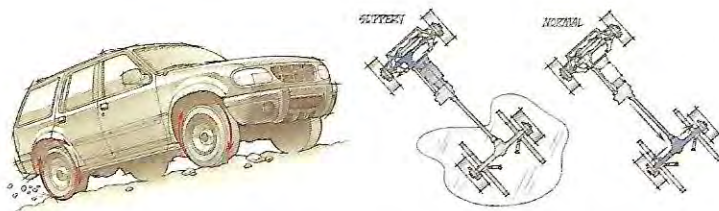
airbags are also available. Standard four-wheel ABS provides straighter stopping capability and greater steering control while braking under most conditions. And to help protect your property, the SecuriLock™ Passive Anti-Theft System requires your specially coded key for start-up.

**Always wear your safety belt and secure children in the rear seat.*

***Airbags inflated for illustrative purposes only.*



Available front seat side-impact airbags help increase your perimeter of protection and enhance your feeling of security on the road.**



Explorer 4x4 models with V6 engines feature Control-Trac. V8 engines feature All-Wheel Drive. Both systems can automatically vary the wheel torque depending on

driving conditions. Both can sense wheel slippage and send the majority of the torque to the set of wheels with better traction, either front or rear, when necessary.

Control-Trac settings are controlled by the driver. All-Wheel Drive has no driver settings. It's always operating. For details on these 4x4 systems, consult your Owner Guide.

Exterior Features	Eddie Bauer Limited			
	XLS	XLT	Bauer	Limited
Grille (bright with painted insert with diamond mesh)	-	●	●	-
Grille (body-color with diamond mesh)	●	-	-	●
Fog lamps	-	●	●	●
Solar tinted glass	●	●	●	●
Privacy Glass in rear quarters, rear doors and rear windows	-	●	●	●
Liftgate with flip-up glass	●	●	●	●
Luggage rack	●	●	●	●
Electric remote LH/RH mirrors	●	●	●	-
Heated electric remote LH/RH mirrors with puddle lamps	-	-	-	●
Color-keyed bodyside moldings	●	●	●	●
Wheelip moldings	-	-	●	●
Running boards	-	●	●	●
Wipers, speed-sensitive, dual, intermittent	●	●	●	●
Rear intermittent wiper/washer/defroster	●	●	●	●
Keyless entry pad	-	●	●	●
Tape stripes	-	-	-	●
Interior Features				
Air conditioning, manual	●	●	-	-
Air conditioning/electronic automatic temperature control	-	-	●	●
Cargo area retractable cover	-	●	●	●
Color-keyed carpeting	●	●	●	●
Floor console (unique hi-series) with dual cupholders, ashtray, arm-rest, rear audio and rear heater/AC controls	-	●	●	●
Reversible cargo mat	-	●	●	●
Illuminated entry	●	●	●	●
Power lock/unlock liftgate button	●	●	●	●
Message center with fuel and other warning messages	-	-	●	●
Electrochromic rearview mirror with autolamp	-	-	●	●



15" deep-dish cast aluminum wheel (standard on XLS, optional with XLT)

Interior Features Cont.	XLS	XLT	Eddie Bauer	Limited
Power Equipment Group with power windows/door locks, illuminated controls, "one-touch-down" feature for driver's window, electric mirrors, accessory delay, interior lock/unlock button in cargo area	●	●	●	●
Front overhead console with deluxe front map/reading lamps, compass and outside temperature. Includes rear reading lamps	-	●	●	●
Speed control with tilt steering	-	●	●	●
Black leather-wrapped steering wheel	-	●	-	-
Color-keyed leather-wrapped steering wheel with auxiliary audio, climate and speed controls	-	-	●	●
Illuminated LH/RH floor vanity mirrors	-	●	●	●
Homelink® with Travelnote® System	-	●	●	●
Seats				
Cloth captain's chairs	●	-	-	-
Cloth sport buckets (requires side airbag)	●	-	-	-
Cloth sport buckets (w/power - driver side only)	-	●	-	-
Luxury bucket w/leather seating surface (w/power driver/pass.)	-	-	-	●
Sport buckets w/leather seating surface (w/power driver/pass. 6-way and manual driver/pass. lumbar support)	-	●	●	-
Unique cloth captain's chairs	●	-	-	-
Audio				
AM/FM stereo/cassette	●	-	-	-
AM/FM stereo/single CD (24 watt)	●	●	-	-
Premium AM/FM stereo/cassette single CD/Premium Sound (80 watt)	●	●	-	-
MACH® Audio System with stereo/cassette/single CD (290 watt, peak power)	-	●	●	●
6-disc CD changer	-	●	●	●
Safety/Security				
4-wheel disc ABS	●	●	●	●
Front side airbags	●	●	●	●

standard ● equipment at no charge ● optional ●

Product Changes and Options Availability

Following publication of the catalog, certain changes in standard equipment, options, prices and the like, or product delays, may have occurred which would not be included in these pages. Your Ford Dealer is your best source for up-to-date information. Ford Division reserves the right to change product specifications at any time without incurring obligations. Options shown or described are available at extra cost and may be offered only in combination with other options and are subject to additional ordering requirements or limitations.



Chrome steel wheel included with XLS Sport Group



15" luxury cast aluminum wheel (standard on XLT)



16" machined aluminum wheel (standard on Eddie Bauer, included with XLT Sport Group)



16" Limited cast aluminum wheel (standard on Limited)

Safety and Security Cont.	XLS	XLT	Eddie Bauer	Limited
Side door intrusion beams	●	●	●	●
Second Generation driver and front passenger airbag supplemental restraint system	●	●	●	●
Adjustable-height outboard front safety belts	●	●	●	●
Illuminated entry system	●	●	●	●
SecuriLock™ Passive Anti-Theft System	●	●	●	●
Childproof rear door locks	●	●	●	●
Keyless entry pad	-	●	●	●
Remote Keyless Entry System (with two key fobs)	●	●	●	●
Option Groups				
Convenience Group includes cargo cover, Remote Keyless Entry System, speed control/tilt steering wheel, Privacy Glass	●	-	-	-
XLS Sport Group Chrome steel wheels (15"), elect. AM/FM stereo/clock/single CD player, fog lamps, removable storage bag, side step bars, unique cloth captain's chairs, door-mounted XLS badge, wheelip moldings	●	-	-	-
XLT Sport Group Color-keyed bodyside molding/grille, door-mounted XLT badging, front and rear bumpers, side step bars, wheelip molding system, P255/70R16 OWL all-terrain tires, 16" machined aluminum wheels	-	●	-	-
Miscellaneous Options				
Power moonroof	-	●	●	●
Reverse Sensing System	-	●	●	●
Rear load leveling (4x4 and AWD only)	-	●	●	●
Trailer Tow Prep Package	●	●	●	●
Engine block heater	●	●	●	●
License plate bracket	●	●	●	●
Rocker two-tone paint	-	●	-	-
Side step bars	●	-	-	-
Electrochromic mirror with autolamp	-	-	●	●
Running boards	-	●	●	●
Skid plates (4x4/AWD only)	●	●	●	●



This "flip glass" feature lets you open the entire liftgate or just the upper portion. It's the only "half measure" you'll find in Explorer.



Enjoy the outside inside with the available power moonroof. Open it completely with just the touch of a button or simply tilt it up.



The optional Reverse Sensing System alerts the driver to the presence of certain objects near the rear of the vehicle when backing up slowly during parking maneuvers. Ultrasonic sensors in the bumper detect obstacles up to six feet to the rear. Beeping, with increasing frequency, indicates that Explorer is closing in on the object. Perfect for parallel parking.





No matter what the conditions are on the outside, Explorer provides a very civilized sanctuary for five on the inside. Convenience items range from the traditional to the sophisticated, including the available Homelink® with Travelnote® System, which lets you light the grounds and the inside of your home by remote as you approach. It's all about making life a little easier.



Medium Graphite
Leather Trim



Dark Graphite
Leather Trim



Medium Prairie Tan
Leather Trim

The tires stopped spreading their sloppy frosting miles ago, but the murals they painted along the lower bodysides are unequivocally backcountry. Welcome to the world of Ford Outfitters.

The subdivision echoes with the applause of mud clumps against your Explorer wheel wells.

What better way to wrap up a weekend away?

Hides on Saturday and Sunday.

Leather on Monday.

Imagine never accepting a snow day. (That set of tracks in the third lane heading toward the snow-covered city, hey, they could be yours.) Imagine only reporting to the Department of the Interior. What in the world is a dress code, anyway?

You can be outfitted for every occasion.

Look for the invitation that begins with the words "Road Ends Ahead."

The Explorer four-door was built to take you there.







E X P





L O R E E R

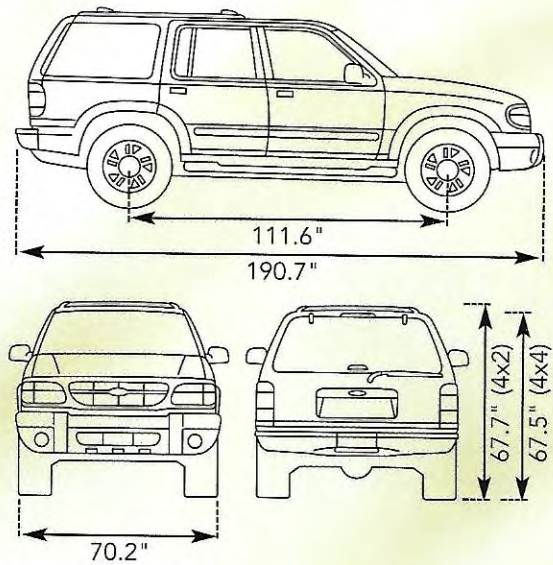





Exp
with V
feature Co
V8 engines f
All-Wheel Dr
systems can a
cally vary the
torque dependen







Dimensions	4x2	4x4
Cargo length with rear seat up @ belt	38.7"	38.7"
Cargo length with rear seat down @ belt	71.4"	71.4"
Cargo volume (cu. ft.) with rear seat up	41.4	41.4
Cargo volume (cu. ft.) with rear seat down	79.8	79.8
Overall height (empty - max.)	67.7"	67.5"
Overall length	190.7"	190.7"
Overall width	70.2"	70.2"
Wheelbase	111.6"	111.6"

Engine Specifications

Engine	Displacement (liters/cubic inches)	Bore x Stroke	Compression Ratio	Horsepower (SAE net)	Torque, lbs./ft. (SAE net)
4.0L OHV V6*	4.0/245	3.95 x 3.32	9.0:1	160 @ 4,200 rpm	225 @ 2,750 rpm
4.0L SOHC V6**	4.0/245	3.95 x 3.32	9.7:1	210 @ 5,250 rpm	240 @ 3,250 rpm
5.0L OHV V8†	5.0/302	4.00 x 3.00	9.05:1	215 @ 4,200 rpm	288 @ 3,300 rpm

*Standard on XLS, XLT. **Standard on Eddie Bauer, Limited. †Optional on XLT, Eddie Bauer, Limited.

Maximum Trailer Towing Weights (lbs.)

	Axle Ratio	Maximum GCWR	4x2	4x4
5.0L OHV V8/4-spd. auto. OD	3.55	10,000	5,820	5,620
	3.73	11,000	6,820	6,620
4.0L SOHC V6/5-spd. auto. OD	3.55	9,000	4,940	4,740
	3.73	10,000	5,940	5,740
	4.10	10,000	5,940	5,740
4.0L OHV V6/5-spd. auto. OD	3.55	8,000	3,960	-
	3.73	9,000	4,960	4,760
4.0L OHV V6/5-spd. man. OD	3.27	6,000	2,000	-
	3.55	6,500	-	2,300
	3.73	7,000	3,000	2,800

Powerteam/Drivetrain Combinations by Series/Package

	XLS	XLT	Eddie Bauer	Limited
4.0L Powerteam - OHV/SEFI V6	5-spd. man. OD	-	-	-
4.0L Powerteam - OHV/SEFI V6	5-spd. auto.	5-spd. auto. OD*	-	-
4.0L Powerteam - SOHC/SEFI V6	5-spd. auto.	5-spd. auto. OD*	5-spd. auto. OD	5-spd. auto. OD
5.0L Powerteam - OHV/SEFI V8	-	4-spd. auto. OD*	4-spd. auto. OD	4-spd. auto. OD
Drivetrain - V6	4x2 or Control-Trac	4x2 or Control-Trac	4x2 or Control-Trac	4x2 or Control-Trac
Drivetrain - V8	-	4x2 or AWD	4x2 or AWD	4x2 or AWD

NOTE: Engine/axle ratio combinations shown may not be available in all areas. Your Ford Dealer can supply availability information. All maximum trailer weights shown must be reduced by passenger and cargo weight in the towing vehicle. The following equipment may be required: load-carrying hitch for towing trailers under 3,500 pounds with the standard rear step bumper; load-equalizing hitch for towing trailers over 3,500 pounds. For specific information on recommended or required equipment, see your dealer. *Equipment at no charge.



Interior Trim

	Dark Graphite	Medium Graphite	Medium Prairie Tan
Exterior Paint Colors			
XLS (available in cloth only)			
Harvest Gold Clearcoat Metallic			●
Toreador Red Clearcoat Metallic	●	●	●
Medium Wedgewood Blue Clearcoat Metallic	●	●	●
Deep Wedgewood Blue Clearcoat Metallic	●	●	●
Black Clearcoat	●	●	●
Oxford White Clearcoat	●	●	●
XLT (available in leather or cloth)			
Harvest Gold Clearcoat Metallic	●		●
Chestnut Clearcoat Metallic			●
Toreador Red Clearcoat Metallic	●	●	●
Medium Wedgewood Blue Clearcoat Metallic	●	●	●
Deep Wedgewood Blue Clearcoat Metallic	●	●	●
Tropic Green Clearcoat Metallic	●	●	●
Black Clearcoat	●	●	●
Oxford White Clearcoat	●	●	●

XLT available with Medium Platinum rocker two-tone paint. Interior on two-tone available only in Dark Graphite and Medium Graphite.

EDDIE BAUER/LIMITED
(available in leather only)

	Dark Graphite	Medium Graphite	Medium Prairie Tan
Chestnut Clearcoat Metallic*	●		●
Toreador Red Clearcoat Metallic**	●		●
Spruce Green Clearcoat Metallic	●		●
Medium Wedgewood Blue Clearcoat Metallic**			●
Deep Wedgewood Blue Clearcoat Metallic**	●		●
Tropic Green Clearcoat Metallic**	●		●
Black Clearcoat	●		●
White Pearl Tricoat Clearcoat Metallic*	●		●
Oxford White Clearcoat**	●		●

*Available only with Limited.
**Available only with Eddie Bauer.

Roadside Assistance
Every new Ford includes the assurance of a 24-hour emergency Roadside Assistance Program provided during the 3-year/36,000-mile limited warranty period. Ask your Ford Dealer for complete details on this program which includes such services as fuel delivery, tire change, jump start, or even help when you're locked out of your vehicle.

New Vehicle Limited Warranty
Under the New Vehicle Limited Warranty, you receive bumper-to-bumper coverage for 3 years/36,000 miles with no deductible. You also receive corrosion perforation coverage for five years with unlimited mileage and no deductible. Ask your Ford Dealer for a copy of the warranty.

Quality Care
The people who know your vehicle best. The parts designed for it. A service department that understands your needs and respects your time. That's what Quality Care is all about.

fordforce Bettering the communities in which we do business is the goal of the Ford Force. We're organized, mobilized and coming to a community near you. Join us.
COMMUNITY ACTION TEAM

"Tread Lightly!" is an educational program designed to increase the awareness of land-use regulations and responsibilities in our wilderness areas. Ford joins the U.S. Forest Service and the Bureau of Land Management in encouraging you to preserve our national forests and other public and private lands by "treading lightly."



EXPLORER Dealer Accessories



Bike Rack allows secure fastening for easier, safer transport. Ford bike rack by Yakima.

Ski Rack can handle up to six pairs of skis or four snowboards. Padded clamps help guard against damage. Ford ski rack by Yakima.

Aero Hood Deflector helps protect the hood from insects, dirt and other debris.



Heavy-Duty Cargo Liner helps protect the rear area.