

2020
SUPER DUTY®

F-250 | F-350 | F-450



AMERICA'S BEST **43 YEARS** FORD F-SERIES **SELLING TRUCKS**

BUILT TO BE STRONGER THAN EVER.

When productivity is your lifeblood, this is your tool. Its name – stamped front and center. A daily reminder of the inherent toughness that defines the new 2020 Ford Super Duty.[®] Now with more power, more capability and more technology than ever. From F-250 to F-450, in work-ready XL to luxurious LIMITED, this truck's work ethic is legendary. A new overland-ready TREMOR Off-Road Package adds another chapter to the storied heritage of Super Duty strength and capability. Our dedication to Built Ford Tough[®] has produced this: the strongest Super Duty ever. And this: F-Series. America's best-selling trucks.

BUILT *Ford* PROUD

F-450 LIMITED Crew Cab 4x4 in Rapid Red with 5th-Wheel/Gooseneck Trailer Tow Prep Package and available equipment. (Max. Payload 4,840 lbs., Max. Gooseneck Towing 30,800 lbs., and Max. GCWR 43,500 lbs., when properly equipped with required equipment.) Best-Selling Trucks for 43 years based on 1977-2019 CY total sales. ¹Class is Full-Size Pickups over 8,500 lbs. GVWR, based on Ford segmentation. ²Max. horsepower and torque based on 3rd-generation 6.7L Power Stroke[®] V8 Turbo Diesel. ³Max. gooseneck tow rating of 37,000 lbs. available on F-450 Regular Cab 4x2 diesel (not shown). ⁴Max. conventional tow rating of 24,200 lbs. available on F-450 Crew Cab diesel. ⁵Max. Payload of 7,850 lbs. on F-350 DRW Regular Cab Long Box 4x2 with 6.2L engine and F-350 Gas Heavy-Duty Payload Package (not shown). ⁶Max. GCWR of 45,300 lbs. on F-450 Regular Cab (not shown).

NOTE: Maximum payload and towing capabilities shown throughout this brochure are for properly equipped base vehicles with required equipment and a 150-lb. driver and vary based on cargo, vehicle configuration, accessories and number of passengers. See Payload and Towing charts in the Specifications section for maximum ratings by configuration. See label on door jamb for carrying capacity of a specific vehicle. Horsepower, torque, payload and towing are independent attributes and may not be achieved simultaneously. For additional information, see your Ford Dealer. Vehicles throughout this brochure may be shown with optional and aftermarket upfit equipment.

OVERALL CLASS-BEST¹ AVAILABLE
1,050 LB.-FT. TORQUE²
AND
475 HORSE POWER²

CLASS-BEST
37,000 LBS.
MAX. AVAILABLE TOWING³
CLASS-BEST
24,200 LBS.
MAX. AVAILABLE CONVENTIONAL TOWING⁴

CLASS-BEST
7,850 LBS.
MAX. AVAILABLE PAYLOAD⁵

CLASS-BEST
45,300 LBS.
MAX. AVAILABLE GCWR⁶

BEST-IN-CLASS

1,050 LB.-FT. OF DIESEL TORQUE / 475 DIESEL HP / 475 LB.-FT. OF GAS TORQUE¹ / 430 GAS HP¹ / 37,000 LBS. MAX. AVAILABLE TOWING CAPACITY² / 24,200 LBS. MAX. AVAILABLE CONVENTIONAL TOWING CAPACITY³ / 7,850 LBS. MAX. AVAILABLE PAYLOAD CAPACITY⁴ / 45,300 LBS. MAX. AVAILABLE GROSS COMBINED WEIGHT RATING (GCWR)⁵

CLASS EXCLUSIVES

AVAILABLE PRO TRAILER BACKUP ASSIST™ WITH TRAILER REVERSE GUIDANCE / AVAILABLE SMART TRAILER TOW CONNECTOR / AVAILABLE BOXLINK™ WITH PREMIUM LOCKING CLEATS / AVAILABLE STOWABLE LOADING RAMPS / AVAILABLE MULTICONTOUR FRONT SEATS WITH ACTIVE MOTION® / AVAILABLE REAR UNDER-SEAT STORAGE THAT FOLDS INTO THE FLAT LOAD FLOOR / AVAILABLE TWIN-PANEL MOONROOF

TREMOR SUPERIORITY

CLASS-BEST 33" WATER-FORDING DEPTH / CLASS-EXCLUSIVE LIMITED-SLIP FRONT DIFFERENTIAL / CLASS-EXCLUSIVE TRAIL CONTROL™ / CLASS-EXCLUSIVE ROCK CRAWL MODE / CLASS-EXCLUSIVE EXTENDED AXLE VENT TUBES / LARGEST DIAMETER TIRES IN THE CLASS

THE MOST CAPABLE HEAVY-DUTY PICKUP. EVER.

There's towing. And then there's 37,000 lbs. of max. available towing.² There's payload. And then there's 7,850 lbs. of max. available payload.⁴ There's torque. And then there's a massive 1,050 lb.-ft. of max. available torque. There are trucks. And then there's Ford Super Duty.®

And this is the new 2020 F-Series Super Duty.



F-250 LARIAT Crew Cab 4x4 in Rapid Red with Chrome Package, FX4 Off-Road Package, and available equipment. (Max. Payload 2,860 lbs., Max. Gooseneck Towing 14,200 lbs., Max. Conventional Towing 14,200 lbs., and Max. GCWR 21,800 lbs., when properly equipped with 6.75' box and 7.3L gas engine.) ¹Max. gas torque and horsepower with the available 7.3L gas engine. ²Max. gooseneck tow rating of 37,000 lbs. available on F-450 Regular Cab 4x2 with diesel engine (not shown). ³Max. conventional tow rating of 24,200 lbs. available on F-450 Crew Cab with diesel engine (not shown). ⁴Max. Payload of 7,850 lbs. on F-350 DRW Regular Cab Long Box 4x2 with 6.2L gas engine and F-350 Gas Heavy-Duty Payload Package (not shown). ⁵Max. GCWR of 45,300 lbs. on F-450 Regular Cab (not shown).

HIGH-AIRFLOW GRILLE FOR DUAL REAR-WHEEL DIESELS

Optimized for powertrain cooling, this new grille on DRW diesel models is part of an enhanced Super Duty® front-end design that includes new grilles, headlamps and other improvements.

Standard on XLT and above DRW models equipped with the available diesel engine

Included on XL DRW models equipped with the available diesel engine and STX Package

POWER SURGE.

Among heavy-duty trucks, torque is king. It's no surprise, then, that Super Duty continues to boast more available torque than anyone in the kingdom. An all-new, available 7.3L V8 gas engine and available 3rd-generation 6.7L Power Stroke V8 Turbo Diesel both lead their categories in torque and horsepower. They join the 6.2L V8 gas engine, standard on F-250 and F-350, to form the strongest, most capable Super Duty engine lineup yet. All 3 engines, along with an all-new, available TorqShift® 10-speed automatic transmission and rugged TorqShift-G 6-speed automatic, are designed, engineered and built by Ford. So rest assured that each Built Ford Tough® powertrain works seamlessly with all chassis components and vehicle calibrations. Helping you continue your job of building a better world.

F-450 XL Regular Cab 4x2 in Oxford White with STX Package, 5th-Wheel/Gooseneck Trailer Tow Prep Package, and available equipment.
(Max. Gooseneck Towing of 37,000 lbs. shown.)

3RD-GENERATION 6.7L POWER STROKE V8 TURBO DIESEL

Our proven Power Stroke diesel gets significant upgrades that push its horsepower and torque output into the stratosphere. Excellent throttle response is delivered in part by a 36,000-psi fuel-injection system with new injectors that better atomize fuel for optimized combustion. In this high-pressure environment, new forged-steel pistons provide higher firing pressure capability and less friction for improved durability. A new turbocharger with fully electronic vane actuator improves cold-weather performance. Finally, a new air-induction system and redesigned grille ensure plenty of airflow to help keep things cool. Which the 6.7L Power Stroke V8 Turbo Diesel has done for years – stay cool under pressure.

Standard on F-250/F-350 LIMITED; F-450 ALL TRIMS
Available on F-250/F-350 XL, XLT, LARIAT, KING RANCH®, PLATINUM

ALL-NEW 7.3L 2-VALVE V8 GAS

Get ready for a new legend in the world of work. This beast debuts as the most powerful and largest-displacement V8 gas engine in the class. Built from the ground up as a dedicated truck engine, it's engineered for iron-clad durability. To enable it to work harder for longer, its stout design features: cast-iron engine block construction; a forged-steel crankshaft; carbon-nitrided needle bearings in the valvetrain; robust pistons and ring packs with anti-wear coatings; piston cooling jets; and a variable-displacement oil pump located in the pan. The pump ensures proper engine lubrication in cold-weather starts and, over time, even accommodates engine-wear changes to maintain optimum engine performance. And that's what it's all about in harsh environments where these trucks may not leave for months. The all-new 7.3L V8 from Ford. Tough lives here.

Available on F-250/F-350 XL, XLT, LARIAT, KING RANCH, PLATINUM

6.2L 2-VALVE V8 GAS

Dual-equal variable cam timing phases the intake- and exhaust-valve opening and closing events simultaneously to optimize low-end torque and peak horsepower. By supplying working power throughout the rpm range, the 6.2L V8 delivers an exceptional combination of driveability, hauling and towing performance.

Standard on F-250/F-350 XL, XLT, LARIAT, KING RANCH, PLATINUM

CLASS-BEST MAX.

1,050 LB.-FT. TORQUE

475 HORSE POWER

AVAILABLE
6.7L DIESEL ENGINE

CLASS-BEST GAS MAX.

475 LB.-FT. TORQUE

430 HORSE POWER

AVAILABLE
7.3L GAS ENGINE

CNG/PROPANE CAPABILITY

A CNG/Propane Gaseous Engine Prep Package readies the 6.2L V8 to be upfit for compressed natural gas (CNG) or propane autogas.

(Available Spring 2020)

MAX. TORQUE (LB.-FT.)

MAX. HORSEPOWER

475 1,050

430 475

385 430

ELECTRONIC SHIFT-ON-THE-FLY 4x4

On Super Duty® 4x4 models, engaging 4WD is as simple as setting the proven manual-locking front hubs to AUTO and turning a dial on the instrument panel.

AVAILABLE
POWER TAKEOFF (PTO)
OUTPUT UP TO

300 LB.-FT.
TORQUE¹

5 SELECTABLE DRIVE MODES

Both TorqShift automatic transmissions feature new Selectable Drive Modes. 5 settings let you tailor your mode to the road. Models equipped with the TREMOR Off-Road Package get an additional Rock Crawl mode.

TOW/HAUL Moves upshifts to higher engine speeds to reduce the transmission shift frequency when towing. It also provides engine braking in all forward gears to slow the truck and assist in control when descending a steep grade.

DEEP SNOW/SAND Adjusts the transmission shift schedule, pedal response, traction control and driveline configuration for better handling in deep snow or sand.

SLIPPERY Adjusts the pedal response and traction control for better handling on surfaces covered with ice, water, grass or gravel.

NORMAL Ideal for everyday driving on wet or paved roads. A balance of excitement and convenience.

ECO A less aggressive calibration helps conserve fuel when driving range is your priority.



ALL-NEW TORQSHIFT® 10-SPEED AUTOMATIC TRANSMISSION

In the unforgiving landscapes where F-Series Super Duty excels, it's all about strength, capability, plus smooth and efficient power delivery. This year, operators of all 3 Super Duty engines will benefit from our robust TorqShift 10-speed automatic that's calibrated specifically for heavy-duty work. With a low 4.615 1st-gear ratio producing outstanding starting torque, the 10-speed also offers a wide range of overdrive gears. A state-of-the-art hydraulic control system supplies smooth, fast shifts, exceptional gear selection and, on diesel engines, a neutral idle for commercial truck use. Selectable Drive Modes allow drivers to optimize how Super Duty performs in a given driving condition (Slippery, Deep Snow/Sand, etc.).

Standard on F-350 and F-450; Available on F-250

AN ENHANCED LIVE-DRIVE PTO PROVISION

Gives you more power takeoff (PTO) capability on Super Duty with the available diesel engine than ever before. With stationary- and mobile-mode operations,¹ the PTO provision allows Super Duty to power sprayer pumps, generators, snow plows and more. Directly linked to the engine crankshaft, the PTO output gear delivers power anytime the engine is running – whether the vehicle is moving or not. The available diesel powertrain includes split-shaft capability, which allows operation of multiple accessories at the same time when the truck is stopped. To handle the 20% increase in diesel torque output over last year, a sturdy new 10-bolt architecture helps keep your PTO securely mounted in place.

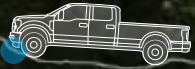
Available on ALL TRIMS

F-350 KING RANCH® Crew Cab 4x4 in Rapid Red with KING RANCH Monochromatic Paint Package and available equipment. ¹Stationary-mode PTO max. torque ratings: 300 lb.-ft. on diesel, 250 lb.-ft. on gas. Mobile-mode PTO max. torque ratings: 200 lb.-ft. on diesel, 125 lb.-ft. on 7.3L gas, 115 lb.-ft. on 6.2L gas.

24.5°
DEPARTURE ANGLE



31.7°
APPROACH ANGLE



PICK YOUR POWER Choose the all-new, available 7.3L V8 gas engine or our torque monster – the available 3rd-generation 6.7L Power Stroke® V8 Turbo Diesel that produces a monstrous 1,050 lb.-ft. of max. torque. Either way, you'll have all that you need off-road.

21,900 LBS.
MAX. AVAILABLE TOWING¹

4,210 LBS.
MAX. AVAILABLE
PAYLOAD²



**BEST-IN-CLASS
WATER FORDING**
33"



NEW TRAIL CONTROL SYSTEM Included with the TREMOR Off-Road Package, class-exclusive Trail Control™ is for handling challenging off-road conditions. You pick the speed for the terrain (from 1 mph up to 20 mph, and in 0.5-mph increments in 4x4 Low). Then you focus on steering while Trail Control manages acceleration and braking.

CLASS-EXCLUSIVE ROCK CRAWL MODE When things slow to a crawl off-road, as they often do, this Selectable Drive Mode on TREMOR holds the transmission in 2nd gear, allowing you to crawl over obstacles at very low speeds in 4x4 Low.



35"

MAXIMUM-TRACTION OFF-ROAD TIRES are the largest-diameter tires available on a full-size pickup truck. Out here, it's go BIG – or don't go home.

ROCK ON.

GET A GRIP WITH TREMOR Add the new TREMOR Off-Road Package to transform your truck into the most off-road-capable Super Duty® ever. A new Trail Control system and a unique Selectable Drive Mode called Rock Crawl supply off-road traction. Gnarly 35" Goodyear Wrangler DuraTrac® maximum-traction off-road tires also help maintain your grip, as do a limited-slip front differential, electronic-locking rear differential, and performance shock absorbers all around. Should the skies burst, no worries. TREMOR has 33" of water-fording capability aided by unique front springs that increase ride height, extended axle vent tubes, and skid plates covering the transfer case and fuel tank should you kiss something unexpected while fording. 18" low-gloss black-painted aluminum wheels, body-color wheel-lip moldings, low-profile off-road running boards and TREMOR decals complete the transformation.

F-250 LARIAT Crew Cab 4x4 in Velocity Blue with LARIAT Sport and TREMOR Off-Road Packages, and available equipment. (Max. Gooseneck Towing 16,200 lbs. and Max. Payload 2,780 lbs. when equipped with the 7.3L gas engine.) ¹Max. gooseneck tow rating of 21,900 lbs. available on F-350 SRW Crew Cab 4x4 with 6.75' box, 6.7L diesel engine and TREMOR Off-Road Package (not shown). ²Max. payload rating of 4,210 lbs. available on F-350 SRW Crew Cab 4x4 with 6.75' box, 7.3L gas engine and TREMOR Off-Road Package (not shown).

Always consult the owner's manual before off-road driving. Follow all laws and drive on designated off-road trails and recreation areas. Always determine the water depth before attempting a crossing and proceed slowly. Refer to your owner's manual for detailed information regarding driving through water.

ELECTRONICALLY CONTROLLED HYDRAULIC STEERING

This electronically controlled power steering setup reduces the amount of effort required to steer and control your truck, depending on speed and other inputs. As a result, Super Duty feels easier to control, it helps provide better confidence at higher speeds or on surfaces such as crowned roads or areas with constant crosswinds. The system also enables the inclusion of class-exclusive Pro Trailer Backup Assist (described below).

Standard on XLT, LARIAT, KING RANCH,[®] PLATINUM, LIMITED



ADD "EYES" TO THE BACK OF YOUR TRAILER

From the driver's seat, it's a long way back here. To find out what's behind all that trailer, just attach our available, weatherproof, customer-placed trailer camera¹ to the rear of your rig to see what's in your path as you slowly back up. It's another reason why the 2020 Super Duty[®] will become your ultimate towing machine.

ULTIMATE TRAILER TOW CAMERA SYSTEM WITH PRO TRAILER BACKUP ASSIST

Includes 360-Degree Camera with Split-View Display, Rear CHMSL Camera (and LED CHMSL), and PTBA with Trailer Reverse Guidance.

Standard on KING RANCH, PLATINUM, LIMITED
Available on XL, XLT, LARIAT



Front split-view



Rear normal + 360

360-DEGREE CAMERA VIEWS

The front, rear and sideview mirror cameras of this system allow you to toggle through the following views: front and rear normal, front and rear split-view, and front and rear normal + 360.



REAR CHMSL CAMERA VIEW

With zoom feature, this view is particularly helpful when connecting a 5th-wheel or gooseneck trailer.



TRAILER REVERSE GUIDANCE VIEW

Automatically switches between side and rear camera views to show you what's most relevant while backing up any trailer – including 5th-wheel and gooseneck – and provides overlays to help guide you.

NEW PRO TRAILER BACKUP ASSIST™ (PTBA) WITH TRAILER REVERSE GUIDANCE

Even pros can get better. Available PTBA¹ on the 2020 Super Duty works in tandem with Trailer Reverse Guidance¹ to help you back up ALL trailers – including 5th-wheel and gooseneck. Backing up these behemoths is now as easy as turning a knob, once the system is programmed.² When you're ready to start, take your hands off the steering wheel and simply rotate the Trailer Backup knob left or right depending on the direction you want the trailer to go. From the XL work truck to the luxurious LIMITED, this class-exclusive system is available on every model. Back up your trailer like never before with the 2020 Super Duty.

F-350 LIMITED Crew Cab 4x4 in Agate Black with FX4 Off-Road Package and available equipment. ¹Driver-assist features are supplemental and do not replace the driver's attention, judgment and need to control the vehicle. ²Please consult your owner's manual or Pro Trailer Backup Assist Measurement Card for information on setting up your trailer.



FORD CO-PILOT360™ TECHNOLOGY READY WITH AN ASSIST.

From the work site to the highway, our standard and available driver-assist features¹ are designed to help you feel confidently in command at the wheel of your Super Duty.®



PRE-COLLISION ASSIST WITH AUTOMATIC EMERGENCY BRAKING

We should all drive defensively. By scanning the road ahead, this feature can alert you to potential collisions with vehicles or pedestrians detected in your path. If an impact is imminent and you don't take action, brakes can apply automatically.² It's designed to only activate when needed.

Standard on XLT, LARIAT, KING RANCH,® PLATINUM, LIMITED; Available on XL



BLIS® WITH TRAILER COVERAGE AND CROSS-TRAFFIC ALERT

Changing lanes demands your full attention. BLIS (Blind Spot Information System)¹ can help by not only alerting you to vehicles detected in your blind spots, but also alerting you when vehicles are detected alongside your trailer. Cross-Traffic Alert helps by detecting and alerting you to traffic behind your truck as you're slowly backing up.

Standard on XLT, LARIAT, KING RANCH, PLATINUM, LIMITED; Available on XL



LANE-KEEPING ALERT

It happens. Listening to your favorite artist, you wander too close to your lane's edge. Lane-Keeping Alert can detect lane markings and send vibration pulses to the steering wheel if it senses Super Duty drifting unintentionally out of its lane.³

Standard on XLT, LARIAT, KING RANCH, PLATINUM, LIMITED



AUTO HIGH-BEAM HEADLAMPS

Sound familiar? You turn on high beams entering a dark stretch of road – then forget to turn them off as traffic approaches. Auto High-Beam Headlamps can detect poor lighting and switch them on for you. They can also sense oncoming headlamps and dim automatically for other drivers.

Standard on XLT, LARIAT, KING RANCH, PLATINUM, LIMITED



REAR VIEW CAMERA

Backing up requires a little multitasking. Our Rear View Camera helps by providing a great view of what's behind your truck, helping you navigate Reverse with more confidence. It also helps when you're lining up a trailer.

Standard on ALL TRIMS



ADAPTIVE CRUISE CONTROL

There are few things as tedious as bumper-to-bumper traffic. Adaptive Cruise Control can help you keep pace on your journey by maintaining your choice of speed and preset gaps from the vehicle in front of you.

Standard on PLATINUM, LIMITED; Available on LARIAT, KING RANCH



HILL START ASSIST

It feels good to hold your ground. Especially on a grade. As you remove your foot from the brake pedal to accelerate from a stop, Hill Start Assist can help by preventing Super Duty from rolling downhill.

Standard on ALL TRIMS



TRAILER SWAY CONTROL

This helpful technology monitors the motions of Super Duty when towing to detect trailer sway. If it's detected, the system selectively applies brakes as needed to help you maintain control of the truck as well as the trailer.⁴

Standard on ALL TRIMS



ADAPTIVE STEERING

Helps make Super Duty easier to drive, especially when towing the heaviest of loads. At low vehicle speeds – when parking or backing up a trailer – the system reduces the amount of input needed to change directions. At all vehicle speeds, it provides a more connected and engaging driving experience.

Standard on PLATINUM, LIMITED; Available on LARIAT, KING RANCH

F-350 PLATINUM Crew Cab 4x4 in Star White with TREMOR Off-Road Package, and available and aftermarket equipment. ¹Driver-assist features are supplemental and do not replace the driver's attention, judgment and need to control the vehicle. ²Pre-Collision Assist with Automatic Emergency Braking can detect pedestrians, but not in all conditions and does not replace safe driving. See owner's manual for system limitations. ³Lane-Keeping Alert does not control steering. ⁴Remember that even advanced technology cannot overcome the laws of physics. It's always possible to lose control of a vehicle due to inappropriate driver input for the conditions.

YOUR TECH, YOUR WAY.

With seating for up to 6 and Wi-Fi hotspot capability, Super Duty® welcomes a vast array of smartphones, tablets and computers along for the ride. Plus, you can tap into the best in music, sports, comedy, news and talk with available SiriusXM® inside your truck and on the go, with a 6-month All Access trial subscription.¹ With our available Voice-Activated Touchscreen Navigation System, you'll also enjoy a 5-year subscription¹ to SiriusXM Traffic and Travel Link® services.

COMMAND IT

With your voice and your choice of display. Available SYNC® 3 voice-activated technology² connects your tech with your Super Duty. Available SYNC 3 AppLink^{®3} (shown) gives you voice control of compatible mobile apps like Waze™ and Ford+Alexa.⁴ To see your phone's familiar interface on the big screen, take advantage of compatibility with Apple CarPlay^{®5} for your iPhone[®] or Android Auto™⁵ for your Android™ smartphone.



androidauto

CONTROL IT

Monitor and control your truck in incredibly powerful ways using the FordPass™ App alone or with FordPass Alexa Skill⁶ or FordPass Action through Google Assistant™ when equipped with FordPass Connect™⁷. Complimentary remote features let you start, lock and unlock your truck from just about anywhere, including right from your wrist with your Apple Watch[®]. Use your app to find your truck, schedule starts, find parking,⁸ and check fuel and fluid levels. When you need important vehicle information, like Vehicle Health Alerts, service history and Warranty info, the FordPass App puts it at your fingertips. And, when it's time to bring your truck in for service, the app makes scheduling easy. Enjoy access to convenient services like Key by Amazon In-Car Delivery⁹ and peace of mind knowing roadside assistance is just a call or e-request away.¹⁰



CONNECT IT

With available in-vehicle Wi-Fi. Before the mud even dries on your work boots, you can post construction-progress videos through FordPass Connect⁷ with 4G LTE Wi-Fi hotspot capability. Its powerful antenna provides the ability to connect up to 10 devices at once¹¹ – inside of Super Duty and up to 50' away.



TRACK IT

Get help optimizing your fleet with available Ford Telematics™ fleet management software from Ford. How does it work? Your vehicles produce informative data from each journey. This data, driven through Ford Telematics, helps you monitor those vehicles to understand where they go, how they're used and how they're running. These actionable insights can give you more time to focus on the rest of your business. You can also use available Ford Data Services™ to access Ford generated vehicle data with other fleet systems or telematics service providers. We'll help you get the data you need the way you prefer. Learn more at www.commercialsolutions.ford.com.



 SYNC® AppLink®

Available equipment shown. ¹All SiriusXM services require a subscription, sold separately by SiriusXM after the trial period. Fees and taxes apply. See SiriusXM Customer Agreement for complete terms at www.siriusxm.com. All fees, content and features are subject to change. Traffic information not available in all markets. SiriusXM satellite service for 2020 model-year Ford vehicles is not available in Puerto Rico; SiriusXM streaming service is available for purchase. ²Don't drive while distracted. Use voice-operated systems when possible; don't use handheld devices while driving. Some features may be locked out while the vehicle is in gear. Not all features are compatible with all phones. ³Commands may vary by phone and AppLink software. ⁴Waze is available via iPhone with SYNC 3 and on Android Auto. Commands may vary by phone and AppLink software. Alexa requires available SYNC 3 AppLink. Certain Alexa functionality is dependent on smart phone and home technology. Don't drive while distracted or while using handheld devices. Use voice controls. Some features may be locked out while the vehicle is in gear. ⁵Requires device with active data service and compatible software. SYNC does not control 3rd-party products while in use. 3rd parties are solely responsible for their respective functionality. ⁶Don't drive while distracted or while using handheld devices. Use voice controls. Certain Alexa functionality is dependent on smart phone and home technology. ⁷At purchase, the FordPass Connect modem is connected and sending vehicle data (e.g., diagnostics) to Ford. To disable, or for more information, see in-vehicle connectivity settings. Learn more at www.FordConnected.com. FordPass Connect (optional on select vehicles), the FordPass App, and complimentary Connected Service are required for remote features (see FordPass Terms for details). Connected service and features depend on compatible AT&T network availability. Evolving technology/cellular networks/vehicle capability may limit functionality and prevent operation of connected features. Connected service excludes Wi-Fi hotspot. ⁸In select cities. ⁹FordPass App, compatible with select smartphone platforms, is available via a download. FordPass Connect service required (see FordPass Terms for more information). Message and data rates may apply. Check your availability at <https://amzn.to/2JnYmtz>. ¹⁰Roadside assistance is included for certain owners and available to everyone for a per-service fee. ¹¹Don't drive while distracted or while using handheld devices. Use voice controls.

MIX BUSINESS AND PLEASURE Easily, inside the hardworking, yet well-appointed, cabin of the new 2020 Super Duty.[®] Loads of storage swallows tools and supplies, while easy-to-navigate controls, plenty of cupholders, and large dials and switches help you stay highly productive – even with work gloves on. These productivity enhancers join a long list of amenities that help to make any haul in Super Duty more comfortable than you can imagine.

GO WIRELESS An available new wireless charging pad¹ lets your mobile phone charge cord-free, yet stay within reach. To help keep everyone's devices charged and ready to go, up to 9 available powerpoints – including 2 new USB-C ports – are located throughout the Super Duty interior.

BEAT THE FREEZE An available new windshield wiper de-icer helps prevent ice and snow buildup around your wipers in inclement weather. It can be activated easily before heading outside using available remote start from your key fob, or from your smartphone using the FordPass™ App.²

F-350 DRW KING RANCH[®] Crew Cab 4x4 with Kingsville KING RANCH leather front and rear seats, and available equipment. ¹Qi wireless charging may not be compatible with all mobile phones. ²FordPass App, compatible with select smartphone platforms, is available via download. FordPass Connect service required (see FordPass Terms for more information). Message and data rates may apply.

SUPER DUTY

6

AVAILABLE
OVERHEAD
UPFITTER
SWITCHES

10

HIGH-PERFORMANCE SPEAKERS
can transform 1,000 watts of digitally
processed sound from the available B&O
Sound System into pure audio bliss.

8"

**COLOR LCD
PRODUCTIVITY SCREEN**

This available instrument cluster screen lets you choose your display screens and arrange them as you prefer. Unique screens on Super Duty models equipped with the available 6.7L Power Stroke[®] V8 include digital turbo and DEF gauges.

8"

LCD TOUCHSCREEN

This available center stack touchscreen allows smartphone users to view the Waze™ app's navigation and traffic features, thanks to available SYNC 3 AppLink[®].

AVAILABLE
110V | 400W
AC POWER OUTLETS



GO THE EXTRA MILE It's easy in the completely refreshed cabin of Super Duty® LIMITED. Premium Regency leather covers the front and rear seats, heated steering wheel and center console lid. Black Coarse Ash wood accents the upper door trim and center console, while Modern Black brushed aluminum trims the instrument panel. A soft Miko® sueded cloth headliner and twin-panel moonroof cover the cab, while a 10-speaker B&O Sound System handles the music. Embroidered Super Duty logos on the floor mats and a commemorative VIN plate on the center console lid inspire you daily. There's no place you'd rather be.

THE POWER SEAT Your LIMITED driver seat is: multicontour with Active Motion® massage; heated and ventilated; and 10-way power-adjustable with power recline, power lumbar and memory. Productivity does have its perks.

UP TO
43.6"
REAR SEAT
LEG ROOM¹

SMART STORAGE Available rear under-seat storage¹ can be raised, divided and locked when the rear seat is folded down. Fold it into the floor when not needed to create a flat load floor. Up front, a unique second glove box provides additional storage space. While the front center console is large enough to hang file folders.

LIMITED Crew Cab 4x4 with Highland Tan two-tone Regency leather front and rear seats, and available equipment. ¹Crew Cab only.

ROCK SOLID. ALWAYS READY FOR DUTY.

The new 2020 Super Duty® is engineered to handle your toughest jobs. Our confidence comes from the millions of miles of tests it's already endured. Before punishing vehicles at the proving grounds, we conduct virtual testing of Super Duty components in the lab. We drive prototype vehicles on public roads and highways at temperatures from -20°F to 120°F. We also put models in the hands of people like you, working in some of the harshest environments. Engine thermal shock tests swing ambient temperature 250°F in under 2 minutes, while powertrain tests replicate going up a 6% grade for over 500 miles without stopping. Super Duty also endures 4-post frame-twists, gravel, water, salt brine and mud baths. Why do we go to such extremes? To make Super Duty more than ready for the tests you'll pass every day.

OVER
20
MILLION
MILES

THE DNA OF BFT Built Ford Tough® is more than just a brutal testing regimen. It's a battle cry. One filled with honor, courage and determination to never rest - until the job's done right. With over 20 million cumulative miles of customer-equivalent testing now logged, the 2017 and new 2020 Super Duty earned their Blue Ovals. With more trucks on the road with 250,000 miles than any other brand, there's nothing tougher than Ford F-Series.¹

FULLY BOXED,
HIGH-STRENGTH
STEEL LADDER FRAME

THROUGH-WELDED,
CLOSED-SECTION
CROSSMEMBERS

TRAILER HITCH INTEGRATED
INTO THE FRAME

HIGH STRENGTH – DOESN'T RUST

The Super Duty body and cargo box are made from high-strength, military-grade, aluminum alloy² that's hardened through heat treating to produce great strength. Plus, the body and cargo box resist corrosion and don't rust. That's leadership that counts. For years down the road.

ENGINEERED FOR EXTREMES

Driveshafts, transfer cases and U-joints are engineered to handle the monstrous torque output of Super Duty. In the 4WD transfer case, an electro-magnetic clutch provides smooth and immediate shift-on-the-fly capability in conditions where additional traction is needed.

2.5" AND 3" TRAILER HITCHES

Integrated into the frame and using so much high-strength steel that weight-equalizing bars aren't needed – saves time and effort when hooking up a trailer. On many configurations, hitches are weight-carrying up to the max. tow ratings.

STRONG AND CAPABLE AXLES

Ratios range from 3.31 to 4.30. Available choices include non-limited-slip, limited-slip and electronic-locking. Gear and bearing designs are engineered and optimized by weight for the extreme capability of the 2020 F-Series Super Duty.

F-450 XL Regular Cab 4x2 in Oxford White with STX Package, 5th-Wheel/Gooseneck Trailer Tow Prep Package, and available equipment. (Max. Payload 6,180 lbs., Max. Gooseneck Towing 37,000 lbs., and Max. Conventional Towing 21,200 lbs.) ¹"More trucks on the road" based on IHS Markit Vehicles In Operation (VIO) data and latest odometer readings available to IHS Markit for 1992 and newer model year full-size pickups still on the road in the U.S. as of 4/1/2019. ²6000-series aluminum alloy.

3 LEVELS OF SUPER DUTY CAPABILITY

There's capability. And then there's Super Duty® capability. Within each heavy-duty truck segment – 250/2500 Pickups, 350/3500 Pickups, 450 Pickups – an F-Series Super Duty leads the segment in these critical measures of all-around capability: max. conventional towing, max. gooseneck towing and max. payload. Our owners expect the best. The new 2020 Super Duty delivers.

	F-250	F-350	F-450
SEGMENT	250/2500 Pickups²	350/3500 Pickups³	450 Pickups⁴
Max. Towing ¹	22,800 lbs. – Segment Leader	35,750 lbs. – Segment Leader	37,000 lbs. – Class Best
Max. Conventional Towing ¹	20,000 lbs. – Segment Leader	21,200 lbs. – Segment Leader	24,200 lbs. – Class Best
Max. Payload ⁴	4,260 lbs. – Segment Leader	7,850 lbs. – Class Best	6,210 lbs.
Engines	6.2L Gas V8, 7.3L Gas V8, 6.7L Power Stroke® V8 Turbo Diesel	6.2L Gas V8, 7.3L Gas V8, 6.7L Power Stroke V8 Turbo Diesel	6.7L Power Stroke V8 Turbo Diesel
Drivetrains	Single Rear Wheel (SRW) 4x2 or 4x4	SRW or Dual Rear Wheel (DRW) 4x2 or 4x4	DRW 4x2 or 4x4
Cab Types	Regular Cab, SuperCab, Crew Cab	Regular Cab, SuperCab, Crew Cab	Regular Cab Crew Cab
Box Lengths	6.75' or 8'	6.75' or 8'	8'
Trim Levels	All	All	All



F-250 XL Crew Cab 4x4 in Agate Black (Max. Payload of 3,320 lbs., Max. Conventional Towing of 20,000 lbs., Max. Gooseneck Towing of 19,100 lbs., with 6.7L diesel engine and F-250 High Capacity Trailer Tow Package); F-350 LARIAT Crew Cab 4x4 in Magnetic (Max. Payload of 3,440 lbs., Max. Conventional Towing of 20,000 lbs., Max. Gooseneck Towing of 20,600 lbs., with 6.7L diesel engine); F-450 XLT Crew Cab 4x4 in Oxford White (Max. Payload of 5,120 lbs., Max. Conventional Towing of 24,200 lbs., Max. Gooseneck Towing of 31,900 lbs.). All shown with available equipment. ¹Available rating. When properly equipped. See Payload and Towing charts in the Specifications section for maximum ratings by configuration. ²250/2500 pickup segment includes Ford Super Duty F-250, GMC Sierra 2500, Chevrolet Silverado 2500, Ram 2500 and Nissan Titan XD. ³350/3500 pickup segment includes Ford Super Duty F-350, GMC Sierra 3500, Chevrolet Silverado 3500, and Ram 3500. ⁴450 pickup segment includes Ford Super Duty F-450. ⁵Max. GCWR of 45,300 lbs. on F-450 Regular Cab (not shown). ⁶Max. gooseneck tow rating of 37,000 lbs. available on F-450 Regular Cab 4x2 diesel (not shown). ⁷Max. conventional tow rating of 24,200 lbs. available on F-450 Crew Cab diesel. ⁸Max. Payload of 7,850 lbs. on F-350 DRW Regular Cab Long Box 4x2 with 6.2L engine and F-350 Gas Heavy-Duty Payload Package (not shown).

NOTE: Maximum payload and towing capabilities are for properly equipped base vehicles with required equipment and a 150-lb. driver and vary based on cargo, vehicle configuration, accessories and number of passengers. See label on door jamb for carrying capacity of a specific vehicle. Payload and towing are independent attributes and may not be achieved simultaneously. For additional information, see your Ford Dealer.

**OVERALL
CLASS-BEST
45,300 LBS.**
MAX. AVAILABLE
GCWR⁵

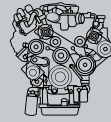
**OVERALL
CLASS-BEST
37,000 LBS.**
MAX. AVAILABLE
TOWING⁶

**OVERALL
CLASS-BEST
24,200 LBS.**
MAX. AVAILABLE
CONVENTIONAL TOWING⁷

**OVERALL
CLASS-BEST
7,850 LBS.**
MAX. AVAILABLE
PAYLOAD⁸

4x2 | Standard

4x4 | Available

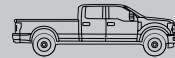


6.2L 2-VALVE GAS V8 FFV
TORQSHIFT-G 6-SPEED AUTOMATIC
Standard: F-250
Available: F-350

6.2L 2-VALVE GAS V8 FFV
TORQSHIFT® 10-SPEED AUTOMATIC
Standard: F-350

7.3L 2-VALVE GAS V8
TORQSHIFT 10-SPEED AUTOMATIC
Available: F-250, F-350

6.7L POWER STROKE® V8 TURBO DIESEL
TORQSHIFT 10-SPEED AUTOMATIC
Standard: F-450
Available: F-250, F-350



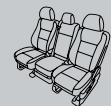
REGULAR CAB | 8' BOX
F-250 SRW, F-350 SRW,
F-350 DRW, F-450 DRW

SUPERCAB | 6.75' BOX
F-250 SRW, F-350 SRW

SUPERCAB | 8' BOX
F-250 SRW, F-350 SRW,
F-350 DRW

CREW CAB | 6.75' BOX
F-250 SRW, F-350 SRW

CREW CAB | 8' BOX
F-250 SRW, F-350 SRW,
F-350 DRW, F-450 DRW



40/20/40
SPLIT FRONT SEAT
Standard

40/MINI-CONSOLE/40
FRONT BUCKET SEATS
Available



THE CORNERSTONE Featuring a black grille and bumpers, plus heavy-duty vinyl seating, XL is a no-nonsense work truck that's the bedrock of the Super Duty® lineup. All the capability and standard features to get you comfortably through the work week are here. Plus, it can move huge payloads and tow king-size trailers. The STX Appearance Package or FX4 Off-Road Package add additional style or functionality.

¹Certain restrictions, 3rd-party terms and data rates may apply. See footnote 7 on the "Your Tech, Your Way" pages, and your Ford Dealer for details.

BLACK VINYL FLOORING

SYNC® WITH 4.2" LCD SCREEN
AND 1 SMART-CHARGING USB PORT

FORDPASS CONNECT™ WITH 4G LTE WI-FI HOTSPOT CAPABILITY¹

AUTOLAMP AUTOMATIC ON/OFF HEADLAMPS

XL



Instrument panel.
Dark Earth Gray cloth-trimmed seating.
Available equipment.

F-350 Regular Cab 4x4.
Oxford White.
Available equipment.

40/20/40 split front seat.
Dark Earth Gray cloth-trimmed seating.
Available equipment.

F-250 Crew Cab 4x4.
Iconic Silver, STX Package.
Available equipment.

STANDARD FEATURES:

MECHANICAL

- 2.5" trailer hitch receiver (SRW)
- 3.0" trailer hitch receiver with 2.5"-3.0" sleeve reducer (F-350 SRW Crew Cab 176" WB with diesel engine; DRW)
- 5th-Wheel/Gooseneck Trailer Tow Prep Package (F-450): 1 under-bed frame crossmember, 5 pickup bed 5th-wheel/gooseneck attachment points and close-out plugs, and an integrated 7-pin connector on the driver's side pickup bed wall
- 7-wire trailer tow wiring harness with relays and 7-/4-pin connector
- 650-CCA, 72-amp-hr single battery (6.2L gas)
- 750-CCA, 78-amp-hr single battery (7.3L gas)
- 750-CCA, 78-amp-hr dual batteries (diesel)
- Axle - Narrow-track front (F-250/F-350)
- Axle - Wide-track front (F-450)
- Electronic shift-on-the-fly (ESOF) transfer case with manual locking hubs (4x4)
- Heavy-duty gas shock absorbers
- Hydraulic power-assisted steering
- Intelligent Oil-Life Monitor® (diesel engine)
- Jack (2-ton mechanical with SRW; 4-ton hydraulic with DRW)
- Leaf-spring rear suspension
- Oil-life minder (gas engine)
- Power 4-wheel disc brakes with Anti-Lock Brake System (ABS)
- Rear stabilizer bar (DRW)
- Spare wheel, tire, lock and frame-mounted carrier (optional with pickup box delete)
- Stationary Elevated Idle Control (SEIC)¹
- Tires - LT245/75R17E BSW all-season (F-250/F-350)
- Tires - 225/70R19.5G BSW all-position (F-450)
- Trailer brake controller with Smart Trailer Tow Connector (DRW)
- Twin-coil monobeam front suspension with stabilizer bar (4x4 and F-450 4x2)
- Twin-I-Beam coil spring front suspension with stabilizer bar (F-250/F-350 4x2)

FORD CO-PILOT360™ TECHNOLOGY

- Autolamp Automatic On/Off Headlamps with rainlamp
- Hill Start Assist
- Rear View Camera with Dynamic Hitch Assist
- Trailer Sway Control

SEATING

- 40/20/40 split front seat with 2-way manual seat adjust, driver's side manual lumbar, and folding armrest with cupholders and storage
- 60/40 split flip-up rear seat (SuperCab/Crew Cab)
- Heavy-duty vinyl-trimmed seating

INTERIOR

- 2.3" LCD productivity screen in instrument cluster
- 12V powerpoints, 2 in instrument panel
- Dome light and dual map lights
- Driver and front-passenger grab handles, and rear-passenger on Crew Cab
- Dual glove boxes
- Fixed rear window
- Flooring - Black vinyl
- Manual-tilt/-telescoping steering column
- Outside temperature display
- Overhead console with dual storage bins (SuperCab/Crew Cab)
- Single-zone manual climate control

EXTERIOR

- Black grille, front tow hooks (2), and door and tailgate handles
- Black-painted steel bumpers
- Center high-mounted stop lamp (CHMSL) with cargo lamp
- Configurable daytime running lamps
- LED roof marker/clearance lamps (DRW)
- Manually telescoping trailer tow mirrors with 2-way fold, manual glass and black mirror caps
- Pickup box rail and tailgate moldings
- Pickup box tie-down hooks (4)
- Quad-beam jewel-effect halogen headlamps
- Removable tailgate with key lock
- Underhood service lamp
- Variable-intermittent windshield wipers with washers

CONNECTIVITY & ENTERTAINMENT

- AM/FM stereo with MP3 capability
- FordPass Connect™² with 4G LTE Wi-Fi hotspot capability (enables FordPass™ app³ features when activated)
- SYNC® Voice Recognition Communications and Entertainment System with 4.2" LCD screen, 911 Assist,⁴ AppLink,⁵ and 1 smart-charging USB port

SAFETY & SECURITY

- AdvanceTrac® with RSC® (Roll Stability Control™)
- Belt-Minder® front safety belt reminder
- Child-safety-seat top tether anchors (Regular Cab front passenger, and all rear-seat positions)
- Driver and right-front-passenger front airbags⁴
- Front height-adjustable shoulder safety belts
- Front-passenger airbag deactivation switch
- Front-seat side airbags⁴
- Individual Tire Pressure Monitoring System (F-250/F-350, excludes spare)
- MyKey® technology to help encourage responsible driving
- Safety Canopy® System with side-curtain airbags⁴ and rollover sensor
- SecuriLock® Passive Anti-Theft System
- SOS Post-Crash Alert System™

AVAILABLE FEATURES AND PACKAGES:

MECHANICAL

- 750-CCA, 78-amp-hr dual batteries (gas)
- Engine block heater
- Engine idle shutdown (5-, 10-, 15- or 20-minute)
- Operator-commanded exhaust filter regeneration (diesel engine)
- Power takeoff (PTO) provision with live-drive mobile and stationary modes⁵ (requires 10-speed transmission; PTO port located on driver's side; split-shaft capability included with diesel engine only)
- Tires - LT245/75R17E BSW all-terrain (F-250/F-350)
- Tires - LT265/70R17E OWL all-terrain (SRW)
- Tires - LT275/65R18E BSW all-season⁵ (SRW)
- Tires - LT275/70R18E BSW all-terrain⁵ (SRW 4x4)
- Tires - LT275/70R18E OWL all-terrain⁵ (SRW 4x4)

- Trailer brake controller with Smart Trailer Tow Connector (SRW)
- Trailer tow - 5th-wheel hitch^{5,6} (19,000-lb. rating on SRW, 32,500-lb. rating on DRW)
- Trailer tow - Gooseneck dual hitch kit⁵ includes one 2 5/16" gooseneck ball, one 3" gooseneck ball, and 2 safety chain tie-down bars (F-450)
- Trailer tow - Gooseneck hitch kit^{5,6} (F-250/F-350)
- Upfitter interface module (Fleet only)

FORD CO-PILOT360 TECHNOLOGY

- Audible Lane Departure Warning⁵ (F-250/F-350; requires pickup box delete)
- BLIS® (Blind Spot Information System) with Trailer Coverage and Cross-Traffic Alert⁵
- Pre-Collision Assist with Automatic Emergency Braking (AEB)
- Ultimate Trailer Tow Camera System⁵** (requires STX Package): Pro Trailer Backup Assist™ with Trailer Reverse Guidance, 360-Degree Camera with Split-View Display, and rear CHMSL camera with LED CHMSL

SEATING

- Cloth-trimmed seating
- Front bucket seats with mini-console and driver's side manual lumbar

INTERIOR

- 110V/400W AC power outlet in instrument panel⁵
- Flooring - Carpet with carpeted floor mats⁵
- Power-sliding rear window with privacy glass and defroster⁵ (SuperCab/Crew Cab)
- Rapid-heat supplemental cab heater (diesel engine)
- Rear privacy glass with rear-window defroster⁵
- Upfitter switches, 6 located in overhead console⁵

EXTERIOR

- Bed mat⁵ (F-250/F-350)
- Bedliner - Drop-in⁵ (F-250/F-350)
- Bedliner - Tough Bed® spray-in with tailgate guard
- Black molded hood deflector
- BoxLink™ with 4 premium locking cleats
- Cab steps - 6" chrome angular step bars⁵
- Cab steps - Black platform running boards

- Camera - Rear CHMSL camera⁵
- Camera - Rear View Camera and prep kit (requires pickup box delete)
- Center high-mounted stop lamp (CHMSL; requires pickup box delete)
- Exterior backup alarm⁷
- LED box lighting with LED CHMSL⁵
- LED roof marker/clearance lamps (SRW)
- LED warning strobes^{5,7}
- Remote Start System⁵
- Skid plates (4x4)
- Splash guards, molded⁵
- Stowable loading ramps⁵
- Tailgate step with grab bar and tailgate lift assist
- Tonneau cover - Hard-folding⁵
- Tonneau cover - Retractable⁵
- Tonneau cover - Soft-folding⁵
- Toolbox - Aluminum crossbed by WEATHER GUARD®⁷
- Toolbox - Premium aluminum crossbed by WEATHER GUARD⁷
- Wheel-well liners⁵

CONNECTIVITY & ENTERTAINMENT

- SiriusXM®⁵ with 6-month All Access trial subscription⁸
- SYNC 3⁵ with 8" LCD capacitive touchscreen in center stack, 911 Assist, AppLink, Apple CarPlay® compatibility, Android Auto™ compatibility, and 2 smart-charging USB ports; 4.2" productivity screen in instrument cluster; and 110V/400W AC power outlet in instrument panel

PACKAGES

- XL Value Package:**⁵ chrome bumpers, bright center caps on wheels (SRW only), and cruise control
- STX Package:**⁵ chrome grille and bumpers, 18" cast-aluminum wheels with bright center caps and LT275/65R18E BSW all-season tires (SRW), 17" polished forged-aluminum wheels (F-350 DRW), STX fender vent badges, and cruise control; DRW with 6.7L diesel engine also includes a high-airflow grille
- Power Equipment Group:** accessory delay for power features; trailer tow mirrors with 2-way fold, power/heated glass, heated manual spotter mirrors, and integrated clearance lamps and turn signal indicators; perimeter alarm; Advanced Security Pack with inclination/intrusion sensors; power door and tailgate locks; power windows with front one-touch-up/-down feature; and Remote Keyless Entry System with 2 integrated keyhead transmitter remotes
- Capability Packages:** content can be found on a dedicated page later in this brochure

SRW



17" Argent-Painted Steel with Painted Center Cap Standard



18" Argent-Painted Steel with Painted Center Cap Available: F-350



18" Cast-Aluminum with Bright Center Cap Included: STX Package

DRW



17" Argent-Painted Steel without Center Cap Standard: F-350



17" Stainless Steel Covers, Front and Rear Available: F-350



17" Polished Forged-Aluminum with Bright Center Cap⁹ Included: STX Package and F-350 Heavy-Duty Payload Packages Available: F-350



19.5" Polished Forged-Aluminum with Bright Center Cap⁹ Standard: F-450



STANDARD



XL VALUE PACKAGE

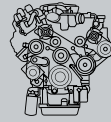


STX PACKAGE

¹Final-stage manufacturer must supply control switches. ²Certain restrictions, 3rd-party terms and data rates may apply. See footnote 7 on the "Your Tech, Your Way" pages, and your Ford Dealer for details. ³FordPass smartphone app, for use with FordPass Connect, is available via download and compatible with select smartphone platforms. FordPass is on the App Store® and Google Play.™ Learn more at www.fordpass.com. Message and data rates may apply. ⁴Always wear your safety belt and follow airbag warning label instructions. ⁵Restrictions may apply. See your dealer for details. ⁶Requires 5th-Wheel/Gooseneck Trailer Tow Prep Package. ⁷Ford Licensed Accessory. ⁸Certain restrictions, 3rd-party terms and data rates may apply. See footnote 1 on the "Your Tech, Your Way" pages, and your Ford Dealer for details. ⁹Inner rear wheels are steel. ¹⁰Metallic. ¹¹Requires STX Package.

4x2 | Standard

4x4 | Available

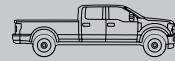


6.2L 2-VALVE GAS V8 FFV
TORQSHIFT-G 6-SPEED AUTOMATIC
Standard: F-250

6.2L 2-VALVE GAS V8 FFV
TORQSHIFT® 10-SPEED AUTOMATIC
Standard: F-350

7.3L 2-VALVE GAS V8
TORQSHIFT 10-SPEED AUTOMATIC
Available: F-250, F-350

6.7L POWER STROKE® V8 TURBO DIESEL
TORQSHIFT 10-SPEED AUTOMATIC
Standard: F-450
Available: F-250, F-350



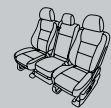
REGULAR CAB | 8' BOX
F-250 SRW, F-350 SRW,
F-350 DRW, F-450 DRW

SUPERCAB | 6.75' BOX
F-250 SRW, F-350 SRW

SUPERCAB | 8' BOX
F-250 SRW, F-350 SRW,
F-350 DRW

CREW CAB | 6.75' BOX
F-250 SRW, F-350 SRW

CREW CAB | 8' BOX
F-250 SRW, F-350 SRW,
F-350 DRW, F-450 DRW



40/20/40
SPLIT FRONT SEAT
Standard

40/CONSOLE/40
FRONT BUCKET SEATS
Available



THE UTILITY PLAYER Does just about everything well. With all the great XL features, plus the right level of XLT refinement from its substantial list of popular standard features: chrome grille and bumpers; cloth seating and carpeted flooring; power windows and locks; class-exclusive BoxLink™ with premium locking cleats, and SiriusXM®. An incredibly versatile member of the Super Duty® lineup. Made even more exciting this year with the addition of the TREMOR Off-Road Package.



XLT

PRE-COLLISION ASSIST WITH AUTOMATIC EMERGENCY BRAKING (AEB)

BLIS® (BLIND SPOT INFORMATION SYSTEM) WITH TRAILER COVERAGE

LANE-KEEPING ALERT

REMOTE KEYLESS ENTRY SYSTEM

SYNC® 3 WITH 8" TOUCHSCREEN
AND 2 SMART-CHARGING USB PORTS



40/console/40 front bucket seats.
Medium Earth Gray cloth-trimmed seating.
Available equipment.

F-250 Crew Cab 4x4. Velocity Blue.
FX4 Off-Road Package.
Available equipment.

F-350 Crew Cab 4x4. Iconic Silver.
TREMOR Off-Road Package.
Available equipment.

F-250 SuperCab 4x4. Velocity Blue.
XLT Premium Package.
FX4 Off-Road Package.
Available equipment.



INCLUDES SELECT XL FEATURES, PLUS:

MECHANICAL

- 750-CCA, 78-amp-hr single battery (6.2L gas)
- Electronically controlled hydraulic steering
- Tires – LT275/65R18E BSW all-season (SRW)
- Trailer brake controller with Smart Trailer Tow Connector

FORD CO-PILOT360™ TECHNOLOGY

- Auto High-Beam Headlamps
- BLIS® (Blind Spot Information System) with Trailer Coverage and Cross-Traffic Alert
- Lane-Keeping Alert with Driver Alert System
- Pre-Collision Assist with Automatic Emergency Braking (AEB)

SEATING

- 40/20/40 split front seat, center under-seat lockable storage with 12V powerpoint, and folding armrest with cupholders and storage
- Cloth-trimmed seating
- Rear under-seat fold-flat storage; lockable and partitionable (Crew Cab)
- Rear under-seat storage (SuperCab)

INTERIOR

- 110V/400W AC power outlet on instrument panel
- 4.2" LCD productivity screen in instrument cluster
- Accessory delay for power features
- Cruise control
- Flooring – Carpet with carpeted floor mats
- Power door and tailgate locks
- Power windows with front one-touch-up/-down feature
- Rear privacy glass

EXTERIOR

- Advanced Security Pack with inclination/intrusion sensors
- BoxLink™ with 4 premium locking cleats
- Cab steps – Black platform running boards (DRW)
- Chrome grille and bumpers
- Manually telescoping trailer tow mirrors with 2-way fold, power/heated glass, heated manual spotter mirrors, and integrated clearance lamps and turn signal indicators
- Remote Keyless Entry System

CONNECTIVITY & ENTERTAINMENT

- SiriusXM® with 6-month All Access trial subscription¹
- SYNC® 3 with 8" LCD capacitive touchscreen in center stack, 911 Assist® AppLink® Apple CarPlay® compatibility, Android Auto™ compatibility, and 2 smart-charging USB ports

AVAILABLE FEATURES AND PACKAGES:

MECHANICAL

- 750-CCA, 78-amp-hr dual batteries (gas)
- Engine block heater
- Engine idle shutdown (5-, 10-, 15- or 20-minute)

Operator-commanded exhaust filter regeneration (diesel engine)

Power takeoff (PTO) provision with live-drive mobile and stationary modes² (requires 10-speed transmission; PTO port located on driver's side; split-shaft capability included with diesel engine only)

Tires – LT275/70R18E BSW all-terrain (SRW 4x4)

Tires – LT275/70R18E OWL all-terrain (SRW 4x4)

Tires – LT245/75R17E BSW all-terrain (F-350 DRW)

Tires – LT245/75R17E OWL all-terrain (F-350 DRW; BSW rear inner tires)

Trailer tow – 5th-wheel hitch^{2,3} (19,000-lb. rating on SRW, 32,500-lb. rating on DRW)

Trailer tow – Gooseneck dual hitch kit² includes one 2 5/16" gooseneck ball, one 3" gooseneck ball, and 2 safety chain tie-down bars (F-450)

Trailer tow – Gooseneck hitch kit^{2,3} (F-250/F-350) Upfitter interface module (Fleet only)

FORD CO-PILOT360 TECHNOLOGY

Audible Lane Departure Warning² (requires pickup box delete)

Reverse Sensing System

Ultimate Trailer Tow Camera System:² Pro Trailer Backup Assist™ with Trailer Reverse Guidance, 360-Degree Camera with Split-View Display, and rear CHMSL camera with LED CHMSL

Voice-Activated Touchscreen Navigation System with HD Radio™ Technology, and integrated SiriusXM Traffic and Travel Link® with 5-year subscription¹

SEATING

Front bucket seats and flow-through center console with storage, rear-facing 12V powerpoint and 110V/400W AC power outlet (SuperCab/Crew Cab)

INTERIOR

Flooring – Black vinyl/carpet delete

Flooring – Floor liners²

Power-sliding rear window with defroster (SuperCab/Crew Cab)

Rapid-heat supplemental cab heater (diesel engine)

Rear-window defroster

Upfitter switches, 6 located in overhead console²

Vehicle safe^{2,4}

EXTERIOR

Bed mat² (F-250/F-350)

Bedliner – Drop-in² (F-250/F-350)

Bedliner – Tough Bed® spray-in with tailgate guard

Black molded hood deflector

Cab steps – 6" chrome angular step bars (SuperCab/Crew Cab)

Cab steps – Black platform running boards (SRW)

Cab steps – Extended-length 6" chrome angular step bars (SuperCab/Crew Cab)

Camera – Customer-placed trailer camera²

Camera – Rear CHMSL camera²

Camera – Rear View Camera and prep kit (requires pickup box delete)

Center high-mounted stop lamp (CHMSL; requires pickup box delete)

Exterior backup alarm⁴

Halogen fog lamps

Individual Trailer Tire Pressure Monitoring System (TPMS)²

LED box lighting with LED CHMSL²

LED roof marker/clearance lamps (SRW)

LED warning strobes^{2,4}

PowerScope® power-telescoping/-folding trailer tow mirrors with high-intensity LED security approach lamps, and LED sideview mirror spotlights

Remote Start System

Skid plates (4x4)

Splash guards, molded²

Stowable loading ramps²

Tailgate step with grab bar and tailgate lift assist

Tonneau cover – Hard-folding²

Tonneau cover – Retractable²

Tonneau cover – Soft-folding²

Toolbox – Aluminum crossbed by WEATHER GUARD®⁴

Toolbox – Premium aluminum crossbed by WEATHER GUARD⁴

Twin-panel moonroof² (Crew Cab)

Wheel-well liners²

PACKAGES

XLT Premium Package² (SuperCab/Crew Cab): 18" chrome-like PVD aluminum wheels (SRW only); chrome front tow hooks, mirror caps, door and tailgate handles, 6" angular step bars, and exhaust tip; halogen fog lamps; SecuriCode™ keyless-entry keypad; power-adjustable pedals; 8-way power driver's seat with heat; 2-way manual passenger seat with heat; and Reverse Sensing System

TREMOR Off-Road Package² (Crew Cab SRW 4x4 with 6.75' box): 18" low-gloss black-painted aluminum wheels, 35" LT285/75R18 off-road tires, body-color wheel-lip moldings, unique front air dam, limited-slip front differential, electronic-locking rear differential, unique front springs for increased ride height, front and rear performance shocks, transfer case and fuel tank skid plates, extended axle vent tubes, low-profile off-road running boards, Rock Crawl drive mode, Trail Control, TREMOR box decals, conventional spare wheel, and 8-way power driver's seat

XLT Value Package²: halogen fog lamps, SecuriCode keyless-entry keypad, power-adjustable pedals (SuperCab/Crew Cab), 8-way power driver's seat, and Reverse Sensing System

Capability Packages: content can be found on a dedicated page later in this brochure

¹Certain restrictions, 3rd-party terms and data rates may apply. See footnote 1 on the "Your Tech, Your Way" pages, and your Ford Dealer for details. ²Restrictions may apply. See your dealer for details. ³Requires 5th-Wheel/Gooseneck Trailer Tow Prep Package. ⁴Ford Licensed Accessory. ⁵Inner rear wheels are steel. ⁶Metallc. ⁷Additional charge. ⁸Not available with Medium Earth Gray cloth. ⁹Not available with Medium Light Camel cloth.

SRW



18" Cast-Aluminum with Bright Center Cap Standard



18" Chrome-Like PVD Aluminum Included: XLT Premium Package



18" Low-Gloss Black-Painted Aluminum Included: TREMOR Off-Road Package

DRW



17" Argent-Painted Steel without Center Cap Standard: F-350



17" Stainless Steel Covers, Front and Rear² Available: F-350



17" Polished Forged-Aluminum with Bright Center Cap⁵ Available: F-350



19.5" Polished Forged-Aluminum with Bright Center Cap⁵ Standard: F-450



STANDARD



XLT PREMIUM PACKAGE



TREMOR OFF-ROAD PACKAGE

MEDIUM LIGHT CAMEL CLOTH Standard

MEDIUM EARTH GRAY CLOTH Standard

OXFORD WHITE

ICONIC SILVER⁶

RACE RED

RAPID RED METALLIC TINTED CLEARCOAT⁷

VELOCITY BLUE⁶

SILVER SPRUCE^{6,8}

STONE GRAY⁶

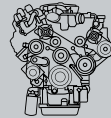
MAGNETIC^{6,9}

BLUE JEANS⁶

AGATE BLACK⁶

4x2 | Standard

4x4 | Available

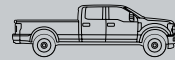


6.2L 2-VALVE GAS V8 FFV
TORQSHIFT-G 6-SPEED AUTOMATIC
Standard: F-250

6.2L 2-VALVE GAS V8 FFV
TORQSHIFT® 10-SPEED AUTOMATIC
Standard: F-350

7.3L 2-VALVE GAS V8
TORQSHIFT 10-SPEED AUTOMATIC
Available: F-250, F-350

6.7L POWER STROKE® V8 TURBO DIESEL
TORQSHIFT 10-SPEED AUTOMATIC
Standard: F-450
Available: F-250, F-350



SUPERCAB | 6.75' BOX
F-250 SRW, F-350 SRW

SUPERCAB | 8' BOX
F-250 SRW, F-350 SRW,
F-350 DRW

CREW CAB | 6.75' BOX
F-250 SRW, F-350 SRW

CREW CAB | 8' BOX
F-250 SRW, F-350 SRW,
F-350 DRW, F-450 DRW



40/CONSOLE/40
FRONT BUCKET SEATS
Standard

40/20/40
SPLIT FRONT SEAT
Available



EASY RIDER You're always ready to tackle the day in LARIAT. Leather-trimmed, 10-way power-adjustable front bucket seats and power-adjustable pedals help drivers of all sizes feel at home. An 8" LCD productivity screen puts vital vehicle information front and center. Control the remarkable SYNC® 3 as well as the 10 speakers of the B&O Sound System. Enhance the attitude with the LARIAT Sport Package and new TREMOR Off-Road Package.

Try to avoid water higher than the bottom of the hubs and proceed slowly. Refer to your owner's manual for detailed information regarding driving through water.



Instrument panel.
Black leather-trimmed seating.
Available equipment.

F-350 DRW Crew Cab 4x4. Iconic Silver.
Chrome Package.
Available equipment.

40/console/40 front bucket seats.
Medium Light Camel
leather-trimmed seating.
Available equipment.

F-250 Crew Cab 4x4. Rapid Red.
Chrome Package.
Available equipment.
Shown with Ford Licensed Accessories.

DUAL-ZONE ELECTRONIC AUTOMATIC TEMPERATURE CONTROL

POWER-SLIDING REAR WINDOW WITH DEFROSTER

SECURICODE™ KEYLESS-ENTRY KEYPAD

POWERSCOPE® POWER-TELESCOPING/-FOLDING TRAILER TOW MIRRORS

REVERSE SENSING SYSTEM



LARIAT

LARIAT

INCLUDES SELECT XLT FEATURES, PLUS:

SEATING

- Leather-trimmed front seating
- Front bucket seats and flow-through center console with storage, rear-facing 12V powerpoint and 110V/400W AC power outlet
- 10-way power front seats
- Fold-down rear-seat center armrest with dual integrated cupholders (Crew Cab)
- Premium vinyl (SuperCab) or leather-trimmed (Crew Cab) rear seating

FORD CO-PILOT360™ TECHNOLOGY

- Reverse Sensing System

INTERIOR

- B&O Sound System with MP3 capability, and 10 speakers including a subwoofer
- 8" LCD productivity screen in instrument cluster
- Auto-dimming rearview mirror
- Dual-zone electronic automatic temperature control
- Leather-wrapped steering wheel
- Power-adjustable pedals
- Power-sliding rear window with defroster

EXTERIOR

- 6" chrome angular step bars (DRW)
- Body-color door handles and chrome tailgate handle
- Chrome grille with chrome accents
- Halogen fog lamps
- PowerScope® power-telescoping/-folding trailer tow mirrors with high-intensity LED security approach lamps, LED sideview mirror spotlights, and body-color mirror caps
- SecuriCode™ keyless-entry keypad

AVAILABLE FEATURES AND PACKAGES:

MECHANICAL

- 750-CCA, 78-amp-hr dual batteries (gas)
- Engine block heater
- Power takeoff (PTO) provision with live-drive mobile and stationary modes¹ (requires 10-speed transmission; PTO port located on driver's side; split-shaft capability included with diesel engine only)
- Tires – LT275/70R18E BSW all-terrain (SRW 4x4)
- Tires – LT275/70R18E OWL all-terrain (SRW 4x4)
- Tires – LT275/65R20E OWL all-terrain (SRW 4x4)
- Tires – LT245/75R17E BSW all-terrain (F-350 DRW)
- Tires – LT245/75R17E OWL all-terrain (F-350 DRW; BSW rear inner tires)
- Trailer tow – 5th-wheel hitch^{1,2} (19,000-lb. rating on SRW, 32,500-lb. rating on DRW)
- Trailer tow – Gooseneck dual hitch kit¹ includes one 2 5/16" gooseneck ball, one 3" gooseneck ball, and 2 safety chain tie-down bars (F-450)
- Trailer tow – Gooseneck hitch kit^{1,2} (F-250/F-350)
- Upfitter interface module (Fleet only)
- Wheel locks (20" wheels only)

FORD CO-PILOT360 TECHNOLOGY

- Adaptive Cruise Control¹
- Adaptive Steering
- Rain-Sensing Windshield Wipers¹
- Ultimate Trailer Tow Camera System:** Pro Trailer Backup Assist™ with Trailer Reverse Guidance, 360-Degree Camera with Split-View Display, and rear CHMSL camera with LED CHMSL
- Voice-Activated Touchscreen Navigation System with HD Radio™ Technology, and integrated SiriusXM® Traffic and Travel Link® with 5-year subscription³

SEATING

- 40/20/40 split front seat, center under-seat lockable storage with 12V powerpoint, and folding armrest with cupholders and storage
- Heated rear outboard seats¹ (Crew Cab)

INTERIOR

- Flooring – Black vinyl/carpet delete
- Flooring – Floor liners
- Heated steering wheel¹
- Rapid-heat supplemental cab heater (diesel engine)
- Universal garage door opener
- Upfitter switches, 6 located in overhead console⁴
- Vehicle safe^{1,4}

EXTERIOR

- Bed mat¹ (F-250/F-350)
- Bedliner – Drop-in¹ (F-250/F-350)
- Bedliner – Tough Bed® spray-in with tailgate guard
- Black molded hood deflector
- Cab steps – 6" chrome angular step bars (SRW)
- Cab steps – Extended-length 6" chrome angular step bars
- Cab steps – Power-deployable running boards¹
- Camera – Customer-placed trailer camera¹
- Camera – Rear CHMSL camera¹
- Exterior backup alarm⁴
- Individual Trailer Tire Pressure Monitoring System (TPMS)¹
- LED box lighting with LED CHMSL
- LED roof marker/clearance lamps (SRW)
- LED warning strobes^{1,4}
- Lower accent two-tone paint (includes accent-color wheel-lip moldings on SRW)
- Quad-beam LED headlamps with LED taillamps and LED fog lamps¹
- Remote Start System
- Skid plates (4x4)

- Splash guards, molded¹
- Stowable loading ramps¹
- Tailgate step with grab bar and tailgate lift assist
- Tonneau cover – Hard-folding¹
- Tonneau cover – Retractable¹
- Tonneau cover – Soft-folding¹
- Toolbox – Aluminum crossbed by WEATHER GUARD®⁴
- Toolbox – Premium aluminum crossbed by WEATHER GUARD⁴
- Twin-panel moonroof (Crew Cab)
- Wheel-well liners¹
- Windshield wiper de-icer

PACKAGES

- Chrome Package:**¹ 18" chrome-like PVD aluminum wheels (SRW only) and chrome front tow hooks, mirror caps, door handles, 6" angular step bars, and exhaust tip
- LARIAT Sport Package:**¹ (Crew Cab SRW 4x4): 6" black-painted angular running boards; 20" high-gloss black-painted premium aluminum wheels with LT275/65R20E OWL all-terrain tires; Agate Black-painted grille, mirror caps and fender vent surrounds; quad-beam LED headlamps with blacked-out surrounds; LED taillamps and fog lamps; body-color bumpers; Tough Bed spray-in bedliner; and rear wheel-well liners
- TREMOR Off-Road Package:**¹ (Crew Cab SRW 4x4 with 6.75' box): 18" low-gloss black-painted aluminum wheels, 35" LT285/75R18 off-road tires, body-color wheel-lip moldings, unique front air dam, limited-slip front differential, electronic-locking rear differential, unique front springs for increased ride height, front and rear performance shocks, transfer case and fuel tank skid plates, extended axle vent tubes, low-profile off-road running boards, Rock Crawl drive mode, Trail Control, TREMOR box decals, and conventional spare wheel (power-deployable running boards optional)

- LARIAT Ultimate Package:**¹ (Crew Cab): Remote Start System, LED CHMSL, LED box lighting, remote tailgate release, tailgate step, Intelligent Access with push-button start, power-tilt/-telescoping steering column with memory, Ice Blue ambient lighting, heated and ventilated front seats, easy-entry/-exit driver's seat with memory, memory feature for sideview mirrors and power-adjustable pedals, wireless charging pad (requires front bucket seats), and Voice-Activated Touchscreen Navigation System with HD Radio Technology, and integrated SiriusXM Traffic and Travel Link with 5-year subscription³

- LARIAT Value Package:**¹ Remote Start System, LED CHMSL, LED box lighting, heated and ventilated front seats, easy-entry/-exit driver's seat with memory, and memory feature for sideview mirrors and power-adjustable pedals

Capability Packages: content can be found on a dedicated page later in this brochure

¹Restrictions may apply. See your dealer for details. ²Requires 5th-Wheel/Gooseneck Trailer Tow Prep Package. ³Certain restrictions, 3rd-party terms and data rates may apply. See footnote 1 on the "Your Tech, Your Way" pages, and your Ford Dealer for details. ⁴Ford Licensed Accessory. ⁵Not available with Magnetic lower accent two-tone paint. ⁶Inner rear wheels are steel. ⁷Additional charge. ⁸Not available with Sport Package. ⁹Metallic. ¹⁰Not available with Medium Light Camel leather.

SRW



18" Bright-Machined Cast-Aluminum with Bright Center Cap Standard



18" Chrome-Like PVD Aluminum Included: Chrome Package



20" Chrome-Like PVD Aluminum with Bright Center Cap Available: Chrome Package



20" High-Gloss Black-Painted Premium Aluminum Included: Sport Package



18" Low-Gloss Black-Painted Aluminum Included: TREMOR Off-Road Package



20" Premium Cast-Aluminum with Bright Center Ornament Available: 4x4

DRW



17" Polished Forged-Aluminum with Bright Center Cap⁶ Available: F-350



19.5" Polished Forged-Aluminum with Bright Center Cap⁶ Standard: F-450



STANDARD



CHROME PACKAGE



SPORT PACKAGE



TREMOR OFF-ROAD PACKAGE



MEDIUM LIGHT CAMEL LEATHER Standard

BLACK LEATHER Standard

STAR WHITE METALLIC TINTED CLEARCOAT⁷

OXFORD WHITE⁸

ICONIC SILVER⁹

RACE RED⁸

RAPID RED METALLIC TINTED CLEARCOAT⁷

VELOCITY BLUE⁹

SILVER SPRUCE⁹

STONE GRAY^{8,9}

MAGNETIC^{9,10}

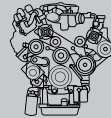
BLUE JEANS⁹

AGATE BLACK⁹

Optional Magnetic (top) or Stone Gray (bottom) lower accent two-tone

4x2 | Standard

4x4 | Available

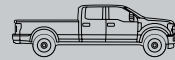


6.2L 2-VALVE GAS V8 FFV
TORQSHIFT-G 6-SPEED AUTOMATIC
Standard: F-250

6.2L 2-VALVE GAS V8 FFV
TORQSHIFT® 10-SPEED AUTOMATIC
Standard: F-350

7.3L 2-VALVE GAS V8
TORQSHIFT 10-SPEED AUTOMATIC
Available: F-250, F-350

6.7L POWER STROKE® V8 TURBO DIESEL
TORQSHIFT 10-SPEED AUTOMATIC
Standard: F-450
Available: F-250, F-350



CREW CAB | 6.75' BOX
F-250 SRW, F-350 SRW

CREW CAB | 8' BOX
F-250 SRW, F-350 SRW,
F-350 DRW, F-450 DRW



40/CONSOLE/40
FRONT BUCKET SEATS
Standard



KING RANCH

THE KING Uncompromising quality at its finest. That's KING RANCH®. Starting with standard two-tone exterior trim. Inside, Kingsville KING RANCH leather covers the heated and ventilated 10-way power front seats, rear seats, flow-through center console lid and heated steering wheel of the Crew Cab. Seat backs, floor mats, center console lid and wheels are branded with the legendary "Running W" logo of the historic King Ranch in Kingsville, Texas. Standard Pro Trailer Backup Assist™¹ makes it easy to back up whatever kind of trailer you tow. This year, add some serious back-forty capability with the new TREMOR Off-Road Package.



F-250 Crew Cab 4x4. Rapid Red. KING RANCH Monochromatic Paint Package. Available equipment.

Available chrome tailgate appliqué.

Crew Cab interior. Kingsville KING RANCH leather front and rear seats with Tuxedo stripes. Available equipment.

F-350 DRW Crew Cab 4x4. Agate Black/Stone Gray two-tone. FX4 Off-Road Package. Available equipment.

¹Driver-assist features are supplemental and do not replace the driver's attention, judgment and need to control the vehicle.

KING RANCH®

INCLUDES SELECT LARIAT FEATURES, PLUS:

FORD CO-PILOT360™ TECHNOLOGY

Rain-Sensing Windshield Wipers

Ultimate Trailer Tow Camera System: Pro Trailer Backup Assist™ with Trailer Reverse Guidance, 360-Degree Camera with Split-View Display, and rear CHMSL camera with LED CHMSL

Voice-Activated Touchscreen Navigation System with HD Radio™ Technology, and integrated SiriusXM® Traffic and Travel Link® with 5-year subscription¹

SEATING

Easy-entry/-exit driver's seat feature with memory

Heated and ventilated front seats

Kingsville KING RANCH leather front and rear seats

INTERIOR

Heated steering wheel

Ice Blue ambient lighting

Intelligent Access with push-button start

Power-adjustable pedals with memory

Power-tilt/-telescoping steering column with memory

Universal garage door opener

Wireless charging pad

EXTERIOR

Chrome grille with Caribou accents

LED box lighting with LED CHMSL

Lower accent Stone Gray paint

Memory feature for sideview mirrors

Rear wheel-well liners (SRW)

Remote Start System

Remote tailgate release with power remote lock

Stone Gray-painted steel bumpers

Stone Gray wheel-lip moldings (SRW) and illuminated step bars

Windshield wiper de-icer

AVAILABLE FEATURES AND PACKAGES:

MECHANICAL

750-CCA, 78-amp-hr dual batteries (gas)

Engine block heater

Power takeoff (PTO) provision with live-drive mobile and stationary modes² (requires 10-speed transmission; PTO port located on driver's side; split-shaft capability included with diesel engine only)

Tires – LT275/70R18E BSW all-terrain (SRW 4x4)

Tires – LT275/70R18E OWL all-terrain (SRW 4x4)

Tires – LT275/65R20E OWL all-terrain (SRW 4x4)

Tires – LT245/75R17E BSW all-terrain (F-350 DRW)

Tires – LT245/75R17E OWL all-terrain (F-350 DRW; BSW rear inner tires)

Trailer tow – 5th-wheel hitch²,³ (19,000-lb. rating on SRW, 32,500-lb. rating on DRW)

Trailer tow – Gooseneck dual hitch kit² includes one 2 5/16" gooseneck ball, one 3" gooseneck ball, and 2 safety chain tie-down bars (F-450)

Trailer tow – Gooseneck hitch kit²,³ (F-250/F-350)

Upfitter interface module (Fleet only)

Wheel locks (20" wheels only)

FORD CO-PILOT360 TECHNOLOGY

Adaptive Cruise Control

Adaptive Steering

SEATING

Heated rear outboard seats

INTERIOR

Flooring – Floor liners

Flooring – Premium vinyl with front and rear carpeted floor mats and floor liners

Rapid-heat supplemental cab heater (diesel engine)

Upfitter switches, 6 located in overhead console²

Vehicle safe⁴

EXTERIOR

Bed mat² (F-250/F-350)

Bedliner – Drop-in² (F-250/F-350)

Bedliner – Tough Bed® spray-in with tailgate guard

Black molded hood deflector

Cab steps – Extended-length 6" chrome angular step bars

Cab steps – Power-deployable running boards

Camera – Customer-placed trailer camera

Exterior backup alarm⁴

Individual Trailer Tire Pressure Monitoring System (TPMS)²

LED roof marker/clearance lamps (SRW)

Quad-beam LED headlamps with LED taillamps and fog lamps

Skid plates (4x4)

Splash guards, molded²

Stowable loading ramps²

Tailgate step with grab bar and tailgate lift assist

Tonneau cover – Hard-folding²

Tonneau cover – Retractable²

Tonneau cover – Soft-folding²

Toolbox – Aluminum crossbed by WEATHER GUARD®⁴

Toolbox – Premium aluminum crossbed by WEATHER GUARD⁴

Twin-panel moonroof

Wheel-well liners²

PACKAGES

Chrome Package² (required on 4x2): 18" chrome-like PVD aluminum wheels (SRW only) and chrome front tow hooks, bumpers, mirror caps, door handles, 6" angular step bars, tailgate appliqué, and exhaust tip

KING RANCH Monochromatic Paint Package (requires Chrome Package): monochromatic paint; deletes two-tone lower accent color and Stone Gray wheel-lip moldings

TREMOR Off-Road Package² (SRW 4x4 with 6.75' box): 18" low-gloss black-painted aluminum wheels, 35" LT285/75R18 off-road tires, body-color wheel-lip moldings, unique front air dam, limited-slip front differential, electronic-locking rear differential, unique front springs for increased ride height, front and rear performance shocks, transfer case and fuel tank skid plates, extended axle vent tubes, low-profile off-road running boards, Rock Crawl drive mode, Trail Control, TREMOR box decals, and conventional spare wheel (power-deployable running boards optional)

KING RANCH Ultimate Package: quad-beam LED headlamps, LED taillamps, LED fog lamps, twin-panel moonroof, tailgate step, power-deployable running boards, and multicontour front bucket seats with Active Motion®

Capability Packages: content can be found on a dedicated page later in this brochure

¹Certain restrictions, 3rd-party terms and data rates may apply. See footnote 1 on the "Your Tech, Your Way" pages, and your Ford Dealer for details. ²Restrictions may apply. See your dealer for details. ³Requires 5th-Wheel/Gooseneck Trailer Tow Prep Package. ⁴Ford Licensed Accessory. ⁵Inner rear wheels are steel. ⁶Additional charge. ⁷Metallic. ⁸Requires Monochromatic Paint Package.

SRW



18" Bright-Machined Cast-Aluminum with KING RANCH Center Cap Standard



18" Chrome-Like PVD Aluminum with KING RANCH Center Cap Included: Chrome Package



18" Low-Gloss Black-Painted Aluminum Included: TREMOR Off-Road Package



20" Premium Painted Cast-Aluminum with KING RANCH Center Cap Available: 4x4



20" Chrome-Like PVD Aluminum with KING RANCH Center Cap Available: Chrome Package 4x4

DRW



17" Polished Forged-Aluminum with KING RANCH Center Cap⁵ Standard: F-350



19.5" Polished Forged-Aluminum with KING RANCH Center Cap⁵ Standard: F-450

KINGSVILLE KING RANCH LEATHER WITH TUXEDO STRIPES Standard

STAR WHITE METALLIC TINTED CLEARCOAT⁶

OXFORD WHITE

RAPID RED METALLIC TINTED CLEARCOAT⁶

SILVER SPRUCE⁷,⁸

STONE GRAY⁷,⁸

BLUE JEANS⁷

AGATE BLACK⁷

Standard Stone Gray lower accent two-tone



STANDARD



CHROME PACKAGE



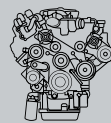
MONOCHROMATIC PAINT PACKAGE



TREMOR OFF-ROAD PACKAGE

4x4 | Standard (SRW); Available (DRW)

4x2 | Standard (DRW)

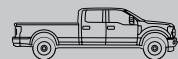


6.2L 2-VALVE GAS V8 FFV
TORQSHIFT-G 6-SPEED AUTOMATIC
Standard: F-250

6.2L 2-VALVE GAS V8 FFV
TORQSHIFT® 10-SPEED AUTOMATIC
Standard: F-350

7.3L 2-VALVE GAS V8
TORQSHIFT 10-SPEED AUTOMATIC
Available: F-250, F-350

6.7L POWER STROKE® V8 TURBO DIESEL
TORQSHIFT 10-SPEED AUTOMATIC
Standard: F-450
Available: F-250, F-350



CREW CAB | 6.75' BOX
F-250 SRW, F-350 SRW

CREW CAB | 8' BOX
F-250 SRW, F-350 SRW,
F-350 DRW, F-450 DRW



40/CONSOLE/40
FRONT BUCKET SEATS
Standard



PLATINUM

RUGGED AND REFINED With standard LED lighting front and rear (headlamps, fog lamps and taillamps), as well as polished aluminum wheels, plus satin-aluminum and chrome exterior accents. Inside, multicontour front bucket seats with Active Motion® await you. Front and rear Luxury leather seating is available in Dark Marsala or Black. Adaptive Steering, power-deployable running boards and BLIS® with Trailer Coverage improve on your already-powerful capability. The 2020 Super Duty® PLATINUM. Take it even further with the new TREMOR Off-Road Package.



Crew Cab interior.
Dark Marsala Luxury leather
front and rear seating with
Tuxedo stripes.
Available equipment.

Front door-sill scuff plate.

Crew Cab interior.
Black Luxury leather front
and rear seating with
Tuxedo stripes.
Available equipment.

F-350 Crew Cab 4x4.
Blue Jeans.
FX4 Off-Road Package.
Available equipment and
aftermarket accessories.

PLATINUM

INCLUDES SELECT LARIAT FEATURES, PLUS:

MECHANICAL

Tires – LT275/65Rx20E OWL all-terrain (SRW)

FORD CO-PILOT360™ TECHNOLOGY

Adaptive Cruise Control

Adaptive Steering

Rain-Sensing Windshield Wipers

Ultimate Trailer Tow Camera System: Pro Trailer Backup Assist™ with Trailer Reverse Guidance, 360-Degree Camera with Split-View Display, and rear CHMSL camera with LED CHMSL

Voice-Activated Touchscreen Navigation System with HD Radio™ Technology, and integrated SiriusXM® Traffic and Travel Link® with 5-year subscription¹

SEATING

Multicontour front bucket seats with Active Motion®

Easy-entry/-exit driver's seat feature with memory

Heated and ventilated front seats

Heated rear outboard seats

Luxury leather front and rear seating

INTERIOR

Front door-sill scuff plates with PLATINUM lettering

Heated steering wheel

Ice Blue ambient lighting

Intelligent Access with push-button start

Power-adjustable pedals with memory

Power-tilt/-telescoping steering column with memory

Universal garage door opener

Wireless charging pad

EXTERIOR

Body-color-painted steel bumpers

Cab steps – Power-deployable running boards

Chrome front tow hooks, sideview mirror caps, door and tailgate handles, and exhaust tip

Front splash guards (F-350 DRW)

LED box lighting with LED CHMSL

Memory feature for sideview mirrors

Quad-beam LED headlamps with LED taillamps and fog lamps

Rear wheel-well liners (DRW)

Remote Start System

Remote tailgate release with power remote lock

Satin-aluminum grille and tailgate appliqué

Tailgate step with grab bar and tailgate lift assist

Windshield wiper de-icer

AVAILABLE FEATURES AND PACKAGES:

MECHANICAL

750-CCA, 78-amp-hr dual batteries (gas)

Engine block heater

Power takeoff (PTO) provision with live-drive mobile and stationary modes² (requires 10-speed transmission; PTO port located on driver's side; split-shaft capability included with diesel engine only)

Tires – LT245/75Rx17E BSW all-terrain (F-350 DRW)

Tires – LT245/75Rx17E OWL all-terrain (F-350 DRW; BSW rear inner tires)

Trailer tow – 5th-wheel hitch²³ (19,000-lb. rating on SRW, 32,500-lb. rating on DRW)

Trailer tow – Gooseneck dual hitch kit² includes one 2 5/16" gooseneck ball, one 3" gooseneck ball, and 2 safety chain tie-down bars (F-450)

Trailer tow – Gooseneck hitch kit²³ (F-250/F-350)

Upfitter interface module (Fleet only)

Wheel locks (20" wheels only)

INTERIOR

Flooring – Floor liners

Flooring – Premium vinyl with front and rear carpeted floor mats and floor liners

Rapid-heat supplemental cab heater (diesel engine)

Upfitter switches, 6 located in overhead console
Vehicle safe⁴

EXTERIOR

Bed mat² (F-250/F-350)

Bedliner – Drop-in² (F-250/F-350)

Bedliner – Tough Bed® spray-in with tailgate guard

Black molded hood deflector

Camera – Customer-placed trailer camera

Exterior backup alarm⁴

Individual Trailer Tire Pressure Monitoring System (TPMS)²

LED roof marker/clearance lamps (SRW)

Skid plates (4x4)

Splash guards, molded²

Stowable loading ramps²

Tonneau cover – Hard-folding²

Tonneau cover – Retractable²

Tonneau cover – Soft-folding²

Toolbox – Aluminum crossbed by WEATHER GUARD®⁴

Toolbox – Premium aluminum crossbed by WEATHER GUARD⁴

Twin-panel moonroof

Wheel-well liners²

PACKAGES

TREMOR Off-Road Package² (SRW 4x4 with 6.75' box): 18" low-gloss black-painted aluminum wheels, 35" LT285/75Rx18 off-road tires, body-color wheel-lip moldings, unique front air dam, limited-slip front differential, electronic-locking rear differential, unique front springs for increased ride height, front and rear performance shocks, transfer case and fuel tank skid plates, extended axle vent tubes, low-profile off-road running boards, Rock Crawl drive mode, Trail Control, TREMOR box decals, and conventional spare wheel (power-deployable running boards optional)

Capability Packages: content can be found on a dedicated page later in this brochure

¹Certain restrictions, 3rd-party terms and data rates may apply. See footnote 1 on the "Your Tech, Your Way" pages, and your Ford Dealer for details. ²Restrictions may apply. See your dealer for details. ³Requires 5th-Wheel/Gooseneck Trailer Tow Prep Package. ⁴Ford Licensed Accessory. ⁵Inner rear wheels are steel. ⁶Additional charge. ⁷Metallic. ⁸Not available with Dark Marsala leather.



F-350 Crew Cab 4x4. Blue Jeans. FX4 Off-Road Package. Available equipment and aftermarket accessories.

SRW



20" Polished Aluminum with Bright Center Cap Standard



18" Low-Gloss Black-Painted Aluminum Included: TREMOR Off-Road Package

DRW



17" Polished Forged-Aluminum with Bright Center Cap⁵ Standard: F-350



19.5" Polished Forged-Aluminum with Bright Center Cap⁵ Standard: F-450

BLACK LUXURY LEATHER WITH TUXEDO STRIPES Standard

DARK MARSALA LUXURY LEATHER WITH TUXEDO STRIPES Standard

STAR WHITE METALLIC TINTED CLEARCOAT⁶

ICONIC SILVER⁷

RAPID RED METALLIC TINTED CLEARCOAT⁶,⁸

VELOCITY BLUE⁷,⁸

SILVER SPRUCE⁷,⁸

MAGNETIC⁷

BLUE JEANS⁷

AGATE BLACK⁷

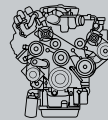


STANDARD

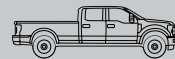


TREMOR OFF-ROAD PACKAGE

4x4 | Standard



6.7L POWER STROKE® V8 TURBO DIESEL
TORQSHIFT 10-SPEED AUTOMATIC
Standard



CREW CAB | 6.75' BOX
F-250 SRW, F-350 SRW

CREW CAB | 8' BOX
F-250 SRW, F-350 SRW,
F-350 DRW, F-450 DRW



40/CONSOLE/40
FRONT BUCKET SEATS
Standard



F-250 Crew Cab 4x4.
Agate Black.
FX4 Off-Road Package.
Available equipment.

Leather-wrapped center
console lid with unique VIN plate.

Crew Cab interior.
Highland Tan two-tone Regency
leather front and rear seats.
Available equipment.

F-450 Crew Cab 4x4.
Star White.
FX4 Off-Road Package.
Available equipment.



LIMITED

THE FINEST The most luxurious, technologically advanced Super Duty,[®] LIMITED comes ready to work with the 6.7L Power Stroke V8 Turbo Diesel, electronic shift-on-the-fly 4WD, and the Ultimate Trailer Tow Camera System with Pro Trailer Backup Assist[™] all standard. As well as a truckload of amenities that includes polished aluminum wheels, a Miko[®] sueded cloth headliner and twin-panel moonroof, Regency leather heated and ventilated 10-way power front seats, and Regency leather heated rear outboard seats. When you expect the best, step up to LIMITED.

LIMITED

INCLUDES SELECT LARIAT FEATURES, PLUS:

MECHANICAL

750-CCA, 78-amp-hr dual batteries
Tires – LT275/65Rx20E OWL all-terrain (SRW)

FORD CO-PILOT360™ TECHNOLOGY

Adaptive Cruise Control
Adaptive Steering
Rain-Sensing Windshield Wipers
Ultimate Trailer Tow Camera System: Pro Trailer Backup Assist™ with Trailer Reverse Guidance, 360-Degree Camera with Split-View Display, and rear CHMSL camera with LED CHMSL
Voice-Activated Touchscreen Navigation System with HD Radio™ Technology, and integrated SiriusXM® Traffic and Travel Link® with 5-year subscription¹

SEATING

Multicontour front bucket seats with Active Motion®
Easy-entry/-exit driver's seat feature with memory
Heated and ventilated front seats
Heated rear outboard seats
Regency leather front and rear seats

INTERIOR

Heated steering wheel
Ice Blue ambient lighting
Illuminated front door-sill scuff plates
Intelligent Access with push-button start
Leather-wrapped instrument panel top and door-trim rollovers
LIMITED appliqué with unique VIN plate on center console lid
Miko® sueded cloth headliner
Power-adjustable pedals with memory
Power-tilt/-telescoping steering column with memory
Universal garage door opener
Upfitter switches, 6 located in overhead console
Wireless charging pad

EXTERIOR

Body-color-painted steel bumpers
Cab steps – Power-deployable running boards
Chrome front tow hooks and exhaust tip
Front splash guards (F-350 DRW)
LED box lighting with LED CHMSL
Memory feature for sideview mirrors
Quad-beam LED headlamps with LED taillamps and fog lamps
Rear wheel-well liners (SRW)
Remote Start System
Remote tailgate release with power remote lock
Satin-aluminum and chrome grille
Satin-aluminum door and tailgate handles and tailgate appliqué
Tailgate step with grab bar and tailgate lift assist
Twin-panel moonroof
Windshield wiper de-icer

AVAILABLE FEATURES AND PACKAGES:

MECHANICAL

Engine block heater
Power takeoff (PTO) provision with live-drive mobile and stationary modes (PTO port located on driver's side; split-shaft capability included)
Tires – LT245/75Rx17E BSW all-terrain (F-350 DRW)
Tires – LT245/75Rx17E OWL all-terrain (F-350 DRW; BSW rear inner tires)
Trailer tow – 5th-wheel hitch²³ (19,000-lb. rating on SRW, 32,500-lb. rating on DRW)
Trailer tow – Gooseneck dual hitch kit² includes one 2 5/16" gooseneck ball, one 3" gooseneck ball, and 2 safety chain tie-down bars (F-450)
Trailer tow – Gooseneck hitch kit²³ (F-250/F-350)
Upfitter interface module (Fleet only)
Wheel locks (20" wheels only)

INTERIOR

Flooring – Floor liners
Flooring – Premium vinyl with front and rear carpeted floor mats and floor liners
Rapid-heat supplemental cab heater
Vehicle safe⁴

EXTERIOR

Bed mat² (F-250/F-350)
Bedliner – Drop-in² (F-250/F-350)
Bedliner – Tough Bed® spray-in with tailgate guard
Black molded hood deflector
Camera – Customer-placed trailer camera
Exterior backup alarm⁴
Individual Trailer Tire Pressure Monitoring System (TPMS)²
LED roof marker/clearance lamps (SRW)
Skid plates
Splash guards, molded²
Stowable loading ramps²
Tonneau cover – Hard-folding²
Tonneau cover – Retractable²
Tonneau cover – Soft-folding²
Toolbox – Aluminum crossbed by WEATHER GUARD⁴
Toolbox – Premium aluminum crossbed by WEATHER GUARD⁴
Wheel-well liners²

PACKAGES

Capability Packages: content can be found on a dedicated page later in this brochure

¹Certain restrictions, 3rd-party terms and data rates may apply. See footnote 1 on the "Your Tech, Your Way" pages, and your Ford Dealer for details. ²Restrictions may apply. See your dealer for details. ³Requires 5th-Wheel/Gooseneck Trailer Tow Prep Package. ⁴Ford Licensed Accessory. ⁵Inner rear wheels are steel. ⁶Additional charge. ⁷Metallic.



STANDARD

SRW



20" Polished Aluminum with Bright Center Cap
Standard

DRW



17" Polished Forged-Aluminum with Bright Center Cap⁵
Standard: F-350




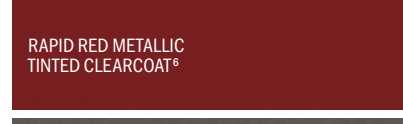

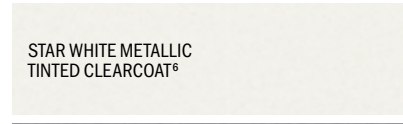
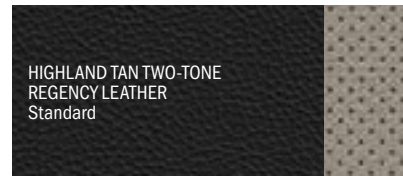
19.5" Polished Forged-Aluminum with Bright Center Cap⁵
Standard: F-450



Miko sueded cloth headliner with twin-panel moonroof.

Illuminated front door-sill scuff plate.

Satin-aluminum tailgate appliqué. Available equipment and aftermarket accessories.



CAPABILITY PACKAGES

9,900-LB. GVWR PACKAGE¹
(F-250)

10,000-LB. GVWR PACKAGE¹
(F-350 SRW)

11,400-LB. GVWR PACKAGE¹
(F-350 SRW)

13,000-LB. GVWR PACKAGE¹
(F-350 DRW)

5TH-WHEEL/GOOSENECK TRAILER TOW PREP PACKAGE¹
(F-250/F-350/standard F-450): 1 under-bed frame crossmember, 5 pickup bed 5th-wheel/gooseneck attachment points and closeout plugs, and an integrated 7-pin connector on the driver's side pickup bed wall (See dealer for 5th-wheel/gooseneck hitch compatibility)

Available on ALL TRIMS

F-250 HIGH-CAPACITY TRAILER TOW PACKAGE WITH ULTIMATE TRAILER TOW CAMERA SYSTEM¹ (F-250 with diesel engine): 3.0" trailer hitch receiver, max. front springs, upgraded axle, 30,000-lb. GCWR, GVWR over 10,000 lbs. (see Payload chart for ratings by configuration), 360-Degree Camera with Split-View Display, rear CHMSL camera with LED CHMSL, and Pro Trailer Backup Assist™ with Trailer Reverse Guidance

FX4 OFF-ROAD PACKAGE¹ (4x4): Hill Descent Control,™ off-road-tuned shocks, skid plates for transfer case and fuel tank, and FX4 Off-Road box decals

HEAVY-SERVICE FRONT SUSPENSION PACKAGE¹: front springs upgrade (unless maximum springs have been computer-selected as included equipment)

SNOW PLOW PREP PACKAGE¹ (4x4): computer-selected springs for snow plow application, and upgraded alternator

CAMPER PACKAGE¹: front springs upgrade (unless maximum springs have been computer-selected as included equipment), rear stabilizer bar (SRW), auxiliary rear springs (F-250), and slide-in camper certification
Available on XL, XLT, LARIAT, KING RANCH,® PLATINUM

CNG/PROPANE GASEOUS ENGINE PREP PACKAGE (F-250/F-350 with 6.2L gas engine; late availability): hardened engine intake valves and valve seats, and bi-fuel manifold
Available on XL, XLT, LARIAT, KING RANCH, PLATINUM

F-250 HIGH-CAPACITY TRAILER TOW PACKAGE¹
(F-250 with diesel engine): 3.0" trailer hitch receiver, max. front springs, upgraded axle, 30,000-lb. GCWR, and GVWR over 10,000 lbs. (see Payload chart for ratings by configuration)
Available on XL, XLT, LARIAT

F-350 DIESEL HEAVY-DUTY PAYLOAD PACKAGE¹
(F-350 DRW Regular Cab 4x2 with 6.7L diesel engine; late availability): 17" polished forged-aluminum wheels, and front bucket seats with mini-console
Available on XL

F-350 GAS HEAVY-DUTY PAYLOAD PACKAGE¹ (F-350 Regular Cab 4x2 with 6.2L gas engine; late availability): TorqShift-G 6-speed SelectShift® automatic transmission, 17" forged polished-aluminum wheels (DRW), and front bucket seats with mini-console
Available on XL

HEAVY-SERVICE FRONT SUSPENSION PACKAGE FOR PICKUP BOX DELETE¹ (SRW with pickup box delete): front springs upgrade (unless maximum springs have been computer-selected as included equipment), rear auxiliary springs (F-250), and rear stabilizer bar
Available on XL, XLT

PICKUP BOX DELETE¹ (F-250/F-350 with 8' box only): deletes pickup box, tailgate, rear bumper, 7-/4-pin connector, CHMSL with cargo lamp, jack, spare wheel, tire, lock, carrier, and rear view camera (rear view camera and prep kit is available)
Available on XL, XLT

SNOW PLOW/CAMPER PACKAGE¹ (4x4): computer-selected front springs for snow plow application, upgraded alternator, rear stabilizer bar (SRW), auxiliary rear springs (F-250), and slide-in camper certification
Available on XL, XLT, LARIAT, KING RANCH

DIMENSIONS

Exterior	Regular Cab	SuperCab	Crew Cab		
	8' Box 4x2/4x4	6.75' Box 4x2/4x4	8' Box 4x2/4x4	6.75' Box 4x2/4x4	8' Box 4x2/4x4
Height (w/o options)					
F-250 SRW	78.9"/81.3"	79.3"/81.4"	78.9"/81.4"	79.3"/81.5"	79.0"/81.3"
F-350 SRW	78.7"/81.2"	79.1"/81.3"	78.8"/81.2"	79.1"/81.3"	78.8"/81.1"
F-350 DRW	79.3"/81.3"		79.0"/81.3"		79.1"/81.5"
F-450 DRW	82.0"/82.0"				82.1"/82.1"
Width					
SRW (excl. mirrors)	80.0"	80.0"	80.0"	80.0"	80.0"
DRW (excl. mirrors)	96.0"		96.0"		96.0"
With mirrors	105.9"	105.9"	105.9"	105.9"	105.9"
With mirrors extended	110.0"	110.0"	110.0"	110.0"	110.0"
Length	231.8"	238.2"	254.4"	250.0"	266.2"
Wheelbase	141.6"	148.0"	164.2"	159.8"	176.0"
Ground clearance					
F-250 SRW	8.7"/8.5"	8.7"/8.5"	8.7"/8.5"	8.7"/8.5"	8.7"/8.5"
F-350 SRW	8.7"/8.5"	8.7"/8.5"	8.7"/8.5"	8.8"/8.5"	8.7"/8.5"
F-350 DRW	8.4"/8.3"		8.4"/8.3"		8.4"/8.3"
F-450 DRW	8.6"/8.6"				8.6"/8.6"

Cargo Box	8' Box	6.75' Box
Volume (cu. ft.)	78.5	65.4
Inside height	21.1"	21.1"
Length at floor	98.1"	81.9"
Width at wheelhouse	50.5"	50.5"
Maximum width at floor	66.9"	66.9"

Interior	Regular Cab	SuperCab	Crew Cab
Front			
Head room	40.8"	40.8"	40.8"
Leg room (max.)	43.9"	43.9"	43.9"
Hip room	62.5"	62.5"	62.5"
Shoulder room	66.7"	66.7"	66.7"
Rear			
Head room		40.3"	40.4"
Leg room		33.5"	43.6"
Hip room		64.7"	64.7"
Shoulder room		65.8"	65.9"
Total passenger volume (cu. ft.)	64.6	116.0	131.8
Cargo volume behind 1st row (cu. ft.)	11.6	31.6	52.1

MECHANICAL

Max. Axle Rating @ Ground (lbs.)			Brakes	
		Front	Rear	
F-250 SRW	4x2	5,250 6,000 ²	6,200 6,200 ²	Rotor diameter (front/rear) – 14.29"/14.29" (F-250/F-350); 15.39"/15.74" (F-450)
	4x4	6,000	6,200	
F-350 SRW	4x2	5,250 6,000 ²	7,280 7,280 ²	Wheels Number of studs – 8 (F-250/F-350); 10 (F-450) Bolt-circle diameter – 6.69" (170-mm) SRW; 7.87" (200-mm) F-350 DRW; 8.86" (225-mm) F-450
	4x4	6,000	7,280	
F-350 DRW	4x2	5,250	9,650	
	4x4	6,000	9,650	
F-450 DRW	4x2	7,000	9,650	
	4x4	7,000	9,650	

ALTERNATORS

	Engine	Standard	Available
XL, XLT	6.2L Gas	157-amp	200-amp 240-amp
	7.3L Gas	240-amp	397-amp
	6.7L Diesel	175-amp	240-amp 332-amp 397-amp
LARIAT, KING RANCH, PLATINUM	6.2L Gas	200-amp	240-amp
	7.3L Gas	240-amp	397-amp
	6.7L Diesel	240-amp	332-amp 397-amp
LIMITED	6.7L Diesel	332-amp	397-amp

FUEL CAPACITY

	Gas Engines	Diesel Engine
Regular Cab 8' box SuperCab 6.75' box	34-gallon	29-gallon
SuperCab 8' box Crew Cab 6.75' box	34-gallon	34-gallon
Crew Cab 8' box	48-gallon	48-gallon



F-350 DRW LARIAT Crew Cab 4x4.
Iconic Silver.
Available equipment.

¹Restrictions may apply. See your dealer for details. ²With 3.31 axle delete.

ENGINES

	6.2L 2-Valve Gas V8 FFV	7.3L 2-Valve Gas V8 FFV	6.7L Power Stroke® V8 Turbo Diesel
Horsepower	385 hp @ 5,750 rpm	430 hp @ 5,500 rpm	475 hp @ 2,600 rpm
Torque	430 lb.-ft. @ 3,800 rpm	475 lb.-ft. @ 4,000 rpm	1,050 lb.-ft. @ 1,600 rpm
Configuration	SOHC	OHV	OHV (32-valve)
Electronic fuel injection	Sequential multi-port	Port fuel injection	High-pressure common-rail
Induction system	Specially tuned	Naturally aspirated	Single-sequential turbocharger; charged air cooler
Block material	Cast iron	Cast iron	Compacted graphite iron
Valve operation	Roller-rocker shafts	Push rod/rocker arms	Push rod/rocker arms
Camshaft drive	Silent chain	Chain	Gear
Compression ratio	9.8:1	10.5:1	15.8:1
Recommended fuel	Regular unleaded or E85; bi-fuel-capable CNG or propane autogas (requires upfit)	Regular unleaded	Ultra-low-sulfur diesel or B29 (containing 20% or less biodiesel)
Transmission	TorqShift-G 6-speed SelectShift® automatic with Selectable Drive Modes (F-250)	TorqShift® 10-speed SelectShift automatic with Selectable Drive Modes	TorqShift 10-speed SelectShift automatic with Selectable Drive Modes
	TorqShift 10-speed SelectShift automatic with tow/haul mode (F-350)		
Standard	F-250/F-350: XL, XLT, LARIAT, KING RANCH,® PLATINUM		F-250/F-350: LIMITED F-450: ALL TRIMS
Available		F-250/F-350: XL, XLT, LARIAT, KING RANCH, PLATINUM	F-250/F-350: XL, XLT, LARIAT, KING RANCH, PLATINUM

REAR AXLES

Engine	Configuration	Standard	Available
6.2L Gas	F-250/F-350 SRW	3.73 non-limited-slip	3.73 electronic-locking 4.30 electronic-locking
	F-350 DRW	3.73 limited-slip	4.30 limited-slip
7.3L Gas	F-250 SRW	3.55 non-limited-slip	3.55 electronic-locking 4.30 electronic-locking
	F-350 SRW	3.73 electronic-locking	4.30 electronic-locking
	F-350 DRW	3.73 limited-slip	4.30 limited-slip
6.7L Diesel	F-250/F-350 SRW	3.31 non-limited-slip	3.55 non-limited-slip ¹ 3.31 electronic-locking 3.55 electronic-locking ¹
	F-350 DRW	3.55 non-limited-slip	3.55 limited-slip 4.10 limited-slip
	F-450 DRW	4.30 limited-slip	

PAYLOAD

Maximum Payload Weight Ratings (lbs.)

		Regular Cab	SuperCab		Crew Cab	
	GVWR	141.6" WB	148.0" WB	164.2" WB	159.8" WB	176.0" WB
F-250 SRW 4x2	9,900	4,160	3,880	3,770	3,780	3,550
	10,000	4,260	3,980	3,870	3,880	3,650
	10,600 ²	3,940 ²				
	10,700 ²		3,770 ²			
F-250 SRW 4x4	10,800 ²			3,740 ²	3,750 ²	3,520 ²
	9,900	3,720	3,450	3,360	3,370	3,110
	10,000	3,820	3,550	3,460	3,470	3,210
	10,800 ²	3,270 ²	3,460 ²	3,310 ²	3,320 ²	3,040 ²
F-350 SRW 4x2	10,000	4,060	3,810	3,690	3,650	3,420
	10,100	4,160	3,910			
	10,200				3,850	
	10,400			4,090		
	10,500	4,500				
	10,600	3,930	4,350			4,020
	10,700		3,800		4,290	
	10,800				3,720	
	10,900			4,540		
	11,000			3,980		
	11,100	4,380				4,460
	11,200		4,250			
	11,300				4,160	
	11,400			4,380		4,080
11,500			4,420		4,120	
F-350 SRW 4x4	10,000	3,630	3,370	3,260	3,220	2,990
	10,400	4,030				
	10,500		3,870			
	10,600				3,820	
	10,800			4,060		
	10,900	4,470				3,890
	11,000	3,910	4,320			
	11,100				4,260	
	11,200				3,700	
	11,300		4,610	4,500	4,460	4,230
	11,400	4,960	4,080	4,660	3,900	4,390
	11,500	4,350	4,120	4,700	3,940	4,420
	11,800			4,900		
	11,900					4,730
12,000					4,190	
12,400					4,580	
F-350 DRW 4x2	13,000	6,660		6,190		5,960
	14,000	7,850³		7,190		6,960
F-350 DRW 4x4	13,000	6,210		5,770		5,530
	14,000	7,210		6,770		6,530
F-450 DRW 4x2	14,000	6,210				5,630
F-450 DRW 4x4	14,000	5,900				5,320

TOWING

Maximum Loaded Trailer Weight Ratings (lbs.) – SAE J2807 Compliant

				Regular Cab			SuperCab			Crew Cab			
	Engine	Axle Ratio	GCWR	Conventional Weight Carrying	Weight Distribution	5th-Wheel/Gooseneck	Conventional Weight Carrying	Weight Distribution	5th-Wheel/Gooseneck	Conventional Weight Carrying	Weight Distribution	5th-Wheel/Gooseneck	
F-250 SRW 4x2	6.2L Gas	3.73	19,500	13,000	13,300	13,300	13,000	13,000	13,000	12,900	12,900	12,900	
		4.30	22,000	13,000	14,000	15,800	14,000	15,000	15,500	15,000	15,000	15,400	
	7.3L Gas	3.55	21,800	13,000	14,000	15,400	14,000	15,000	15,200	14,900	15,000	15,100	
		6.7L Diesel	3.31	23,500	14,000	15,000	16,400	15,000	15,000	16,200	15,000	15,000	16,100
			3.55	30,000 ²	14,000 ²	15,200 ²	22,800 ^{2,4}	15,200 ²	15,200 ²	22,000 ^{2,4}	18,200 ²	18,200 ²	21,700 ^{2,4}
			3.55	30,000 ²	14,000 ²	15,200 ²	22,800 ^{2,4}	15,200 ²	15,200 ²	22,000 ^{2,4}	18,200 ²	18,200 ²	21,700 ^{2,4}
F-250 SRW 4x4	6.2L Gas	3.73	19,500	12,900	12,900	12,800	12,600	12,600	12,600	12,500	12,500	12,500	
		4.30	22,000	14,000	15,000	15,300	15,000	15,000	15,100	15,000	15,000	15,000	
	7.3L Gas	3.55	21,800	15,000	15,000	15,000	14,700	14,800	14,700	14,700	14,700	14,700	
		6.7L Diesel	3.31	23,500	14,000	15,000	16,000	15,000	15,000	15,500	15,000	15,000	14,700
			3.55	30,000 ²	14,000 ²	15,000 ²	21,800 ^{2,4}	20,000 ²	20,000 ²	20,100 ^{2,4}	20,000 ²	20,000 ²	19,100 ^{2,4}
			3.55	30,000 ²	14,000 ²	15,000 ²	21,800 ^{2,4}	20,000 ²	20,000 ²	20,100 ^{2,4}	20,000 ²	20,000 ²	19,100 ^{2,4}
F-350 SRW 4x2	6.2L Gas	3.73	19,500	13,000	13,200	13,100	12,800	12,800	12,800	12,700	12,700	12,600	
		4.30	23,000	13,000	14,000	16,600	15,000	15,000	16,300	15,000	15,000	16,100	
	7.3L Gas	3.73	23,500	13,000	14,000	17,000	15,000	15,000	16,800	15,000	15,000	16,600	
		4.30	27,500	13,000	14,000	21,000 ⁴	15,000	15,000	20,800 ⁴	15,000	15,000	20,600 ⁴	
	6.7L Diesel	3.31/3.55	30,000	14,000	15,000	22,800 ⁴	15,000	15,000	22,600 ⁴	18,200	18,200	22,400 ⁴	
F-350 SRW 4x4	6.2L Gas	3.73	19,500	12,700	12,700	12,600	12,400	12,400	12,400	12,300	12,300	12,200	
		4.30	23,000	14,000	15,000	16,100	15,000	15,000	15,900	15,000	15,000	15,700	
	7.3L Gas	3.73	23,500	14,000	15,000	16,600	15,000	15,000	16,300	15,000	15,000	16,200	
		4.30	27,500	14,000	15,000	20,600 ⁴	15,000	15,000	20,300 ⁴	15,000	15,000	20,200 ⁴	
	6.7L Diesel	3.31/3.55	30,000	14,000	15,000	22,400 ⁴	20,000	20,000	22,200 ⁴	20,000	20,000	22,000 ⁴	
F-350 DRW 4x2	6.2L Gas	3.73	20,000	13,200	13,200	13,200	12,700	12,700	12,700	12,500	12,500	12,500	
		4.30	23,500	16,700	16,700	16,700	16,200	16,200	16,200	16,000	16,000	16,000	
	7.3L Gas	3.73	24,000	17,000	17,200	17,200	16,700	16,700	16,700	16,500	16,500	16,500	
		4.30	28,000	17,000	21,000	21,200	18,000	20,700	20,700	19,000	20,500	20,500	
	6.7L Diesel	3.55	40,000	18,000	21,000	32,400	18,000	21,200	32,000	19,000	21,200	31,800	
		4.10	43,400	18,000	21,000	35,750 ⁵	18,000	21,200	35,400 ⁵	19,000	21,200	35,200 ⁵	
F-350 DRW 4x4	6.2L Gas	3.73	20,000	12,800	12,800	12,700	12,300	12,300	12,300	12,100	12,100	12,000	
		4.30	23,500	16,300	16,300	16,200	15,800	15,800	15,800	15,600	15,600	15,500	
7.3L Gas	3.73	24,000	16,800	16,800	16,700	16,300	16,300	16,300	16,100	16,100	16,000		
		4.30	28,000	18,000	20,000	20,700	18,000	20,000	20,300	19,000	20,100	20,000	
6.7L Diesel	3.55	40,000	18,000	20,000	32,000	19,000	21,200	31,600	21,200	21,200	31,300		
		4.10	43,400	18,000	20,000	35,400 ⁵	19,000	21,200	35,000 ⁵	21,200	21,200	34,700 ⁵	
F-450 DRW 4x2	6.7L Diesel	4.30	43,500							24,200	24,200	34,600 ⁵	
			45,300	21,200 ⁶	21,200 ⁶	37,000⁵							
F-450 DRW 4x4	6.7L Diesel	4.30	43,500							24,200	24,200	32,600 ⁵	
			45,300	21,200 ⁶	21,200 ⁶	36,400 ⁵							

Best-in-class configuration shown bolded and in color.

SRW = single rear wheel DRW = dual rear wheel WB = wheelbase ¹Restrictions may apply. See your dealer for details. ²Requires F-250 High-Capacity Trailer Tow Package. ³Requires F-350 Gas Heavy-Duty Payload Package. ⁴Gooseneck tow rating shown. 5th-wheel tow rating limited to 5th-wheel hitch rating of 19,000 lbs. ⁵Gooseneck tow rating shown. 5th-wheel tow rating limited to 5th-wheel hitch rating of 32,500 lbs. ⁶25% Weight Distribution setup required.

Payload Notes: Maximum payload capabilities are for properly equipped base vehicles with required equipment and a 150-lb. driver and vary based on cargo, vehicle configuration, accessories and number of passengers. See label on door jamb for carrying capacity of a specific vehicle. For additional information, see your Ford Dealer.

Towing Notes: Trailer tongue (trailer king pin for 5th-wheel towing) load weight should be 10% (15% for 5th-wheel towing) of total loaded trailer weight. Make sure vehicle payload (reduced by option weight) will accommodate trailer tongue (trailer king pin for 5th-wheel towing) load weight and weight of passengers and cargo added to towing vehicle. Addition of trailer tongue (trailer king pin for 5th-wheel towing) load weight and weight of passengers and cargo must not cause vehicle weights to exceed rear GAWR or GVWR. These ratings can be found on the vehicle Safety Compliance Certification Label.



F-250 XLT with XLT Value Package in Oxford White accessorized with 5" black step bars, hood deflector, side window deflectors,¹ hard-folding tonneau cover,¹ heavy-duty splash guards, chrome front tow hooks, LED fog lamps,¹ and rear wheel-well liners



Stowable load ramps



Floor liners



5th-wheel hitch kits



Dash cam systems¹

New Vehicle Limited Warranty. We want your Ford F-Series Super Duty® ownership experience to be the best it can be. Under this warranty, your new vehicle comes with 3-year/36,000-mile bumper-to-bumper coverage, 5-year/60,000-mile Powertrain Warranty coverage, 5-year/60,000-mile safety restraint coverage, 5-year/unlimited-mile corrosion perforation (aluminum panels do not require perforation) coverage, and 5-year/100,000-mile diesel engine coverage (when applicable) – all with no deductible. Please ask your Ford Dealer for a copy of this limited warranty.

Roadside Assistance. Covers your vehicle for 5 years or 60,000 miles, so you have the security of knowing that help may be only a phone call away should you run out of fuel, lock yourself out of the vehicle or need a winch back to a paved road, a battery jump start or towing. Your Ford Dealer can provide complete details on all of these advantages.

Ford Credit. Get the ride you want. Whether you plan to lease or buy, Ford Credit has the option that's right for you. Ask your Ford Dealer for details or visit us online at ford.com/finance.

Ford Protect™ Extended Service Plans. Whether you purchase or lease your Ford vehicle, insist on genuine Ford Protect extended service plans. Ford Protect has a variety of plans to give you peace-of-mind protection whether you want vehicle component or maintenance coverage. Plus, they are fully backed by Ford and honored at all Ford dealerships in the U.S., Canada and Mexico. When you visit your dealer, insist on genuine Ford Protect extended service plans.

Ford Insure. A new insurance product designed just for Ford owners, Ford Insure can help you save money on auto insurance for your connected Ford vehicle. Drive smarter, become an even better driver and earn bigger discounts – it's a win/win/win. Visit the FordPass mobile app or call 1-833-Ford-183.

American Road Services Company LLC is the licensed insurance agency supporting Ford and Lincoln insurance programs. Ford Insure is underwritten by Nationwide Mutual Insurance Company and Affiliated Companies. Subject to underwriting guidelines, review, and approval. Products not available to all persons in all states. Coverages vary by state. Availability varies; program criteria differs in California.

Ford Original Accessories. They're warranted for whichever provides you the greatest benefit: 24 months/unlimited mileage, or the remainder of your Bumper-to-Bumper 3-year/36,000-mile New Vehicle Limited Warranty.

Ford Licensed Accessories (FLA) are warranted by the accessory manufacturer's warranty. FLA are designed and developed by the accessory manufacturer and have not been designed or tested to Ford Motor Company engineering requirements. Contact your Ford Dealer for details and/or a copy of all limited warranties.

Amazon, Alexa, and all related logos and marks are trademarks of Amazon.com, Inc. or its affiliates. Apple, Apple CarPlay, Apple Watch and iPhone are trademarks of Apple Inc., registered in the U.S. and other countries. App Store is a service mark of Apple Inc. BANG & OLUFSEN and B&O are registered trademarks of Bang & Olufsen Group. Licensed by Harman Becker Automotive Systems Manufacturing Kft. All rights reserved. DuraTrac is a registered trademark of The Goodyear Tire & Rubber Company. Google, Android, Google Assistant, Google Play, Android Auto, Waze and other marks are trademarks of Google LLC. Requires the Android Auto app on Google Play and an Android compatible smartphone running Android™ 5.0 or higher. HD Radio is a proprietary trademark of iBiquity Digital Corporation. John Deere, the leaping deer symbol, and green and yellow trade dress are trademarks of Deere & Company. King Ranch is a registered trademark of King Ranch, Inc. Miko is a registered trademark of Miko s.r.l. SiriusXM and all related marks and logos are trademarks of Sirius XM Radio Inc. WEATHER GUARD is a registered trademark of Werner Co. Yakima is a registered trademark of Yakima Products Inc.

Comparisons based on competitive models (class is Full-Size Pickups over 8,500 lbs. GVWR based on Ford segmentation), publicly available information and Ford certification data at time of release. Vehicles may be shown with optional and aftermarket upfit equipment. Features may be offered only in combination with other options or subject to additional ordering requirements/limitations. Dimensions and capacity ratings shown may vary due to optional features and/or production variability. Information is provided on an "as is" basis and could include technical, typographical or other errors. Ford makes no warranties, representations, or guarantees of any kind, express or implied, including but not limited to, accuracy, currency, or completeness, the operation of the information, materials, content, availability, and products. Ford reserves the right to change product specifications, pricing and equipment at any time without incurring obligations. Your Ford Dealer is the best source of the most up-to-date information on Ford vehicles. Body manufacturers are responsible for compliance certification of the completed vehicle. The Ford New Vehicle Limited Warranty and any government certification made by Ford shall cover only the vehicle as manufactured by Ford and shall not extend to any addition, modification or change of or to the vehicle by the Ford Authorized Pool Account. Colors are representative only. See your dealer for actual paint/trim options.



BUILT TO KEEP YOU MOVING.™
The FordPass™ App² puts your Super Duty owner experience right in the palm of your hand.



COMPLIMENTARY MAINTENANCE

With FordPass Rewards™, you can earn 42,000 Points to use toward complimentary maintenance when you buy or lease a new Ford.³ Or save your Points for future service, accessories or even your next new vehicle purchase. And when it's time to schedule service, you can do it right from your FordPass App.



REWARDS

In addition to complimentary maintenance, you can easily earn FordPass Rewards Points for many of the things you already do with us, including service and maintenance at participating dealers. Then you can redeem your Points for discounts on service, parts, accessories and new vehicle purchases. Use your app to watch your Points grow and keep track of how you use them.



ROADSIDE ASSISTANCE

With the FordPass App, you can request roadside assistance like fuel delivery, flat-tire repair and more 24/7 anywhere, anytime.⁴ Just use your app to call or make an e-request and help is on the way.



CONNECT & CONTROL

Stay connected and in control of your vehicle with complimentary remote features accessed through the FordPass App. Start, stop, lock and unlock your vehicle, schedule a start, even check fuel and fluid levels right from the app.⁵ You can also get vehicle health alerts, service history and service alerts to help you keep on top of your vehicle's maintenance.



Download the FordPass App today.

SHOP THE COMPLETE COLLECTION | accessories.ford.com

¹Ford Licensed Accessory.

²FordPass App, compatible with select smartphone platforms, is available via a download. Message and data rates may apply. ³75,000 points for Diesel owners. Modem must be activated within 60 days of purchase through the FordPass App on a smartphone and remain active for at least 6 months after activation. Buyers of non-modem-equipped vehicles will also receive Points for complimentary maintenance after enrollment. Visit a participating dealer for details. ⁴Roadside assistance is included for certain owners and available to everyone for a per-service fee. ⁵FordPass Connect™ (optional on select vehicles), the FordPass App, and complimentary Connected Service are required for remote features (see FordPass Terms for details). Connected service and features depend on compatible AT&T network availability. Evolving technology/cellular networks/vehicle capability may limit functionality and prevent operation of connected features. Connected service excludes Wi-Fi hotspot.



From day one, we had the future in mind. And for over 116 years, we've focused on improving your freedom of movement, by making it possible for hardworking, everyday people to own a vehicle. One that's well built. That you're proud to drive. Born in Detroit, made in America¹ and famous worldwide: We are the Ford Motor Company.

Your mobility is at the center of everything we do. And we're excited to be designing and building smart vehicles that work for you. It's why we put our family name on every one. From our founding members, to our Ford family of employees around the globe, we work with pride. We build with care. For you – and your family. By everyone in ours.

¹Made in the USA with domestic and foreign parts.