

2018

TRANSIT

PASSENGER WAGON + CARGO VAN
CUTAWAY + CHASSIS CAB





V CARGO VAN

W PASSENGER WAGON

C CUTAWAY+CHASSIS CAB

FOR ALL YOU DO.

Are you running a small business? Or raising a large family? Maybe you're tackling both. Either way, you know there's power in numbers. Transit knows it, too. That's why the 2018 Ford Transit lineup offers you the most vehicle configurations in the class.¹

For starters, you'll select a body style: Passenger Wagon, Cargo Van, Cutaway or Chassis Cab. Next, you can explore the advantages of the different heights, lengths, wheelbases and engines available on your Transit. Seat up to 8, 10, 12 or 15 people in a Passenger Wagon. Carry up to 487.2 cu. ft. of max. cargo, or haul up to 4,650 lbs. of max. payload in a Cargo Van.² Or find a Cutaway or Chassis Cab that meets your needs. No matter which Transit you choose, you can rest assured it's Built Ford Tough.[®]

2018 Transit | ford.com

Transit Cargo Van: 150 MR LWB. Blue Jeans. Transit Passenger Wagon: XLT 350 HR LWB. Oxford White. Transit Chassis Cab: 350 HD LWB. Race Red. All shown with available and aftermarket upfit equipment.

¹Class is Full-Size Vans based on Ford segmentation. Excluding other Ford vehicles. ²When properly configured. Passenger and cargo capacity limited by weight and weight distribution.

Vehicles throughout this brochure may be shown with antennas removed, and optional and aftermarket upfit equipment.



LINEUP

W
PASSENGER WAGON

- 8, 10, 12 OR 15 SEATS
- 3 ENGINES
- 3 ROOF HEIGHTS
- 3 BODY LENGTHS
- 2 WHEELBASES



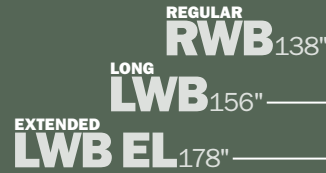
V
CARGO VAN

- 2 SEATS
- 3 ENGINES
- 3 ROOF HEIGHTS
- 3 BODY LENGTHS
- 2 WHEELBASES



C
CUTAWAY+CHASSIS CAB

- 2 SEATS
- 2 ENGINES
- 3 WHEELBASES



ENGINES

3.7L Ti-VCT V6

For plenty of low-speed torque and top-end power, the standard 3.7L engine features twin independent variable camshaft timing (Ti-VCT) technology to optimize combustion at all engine speeds. A CNG/Propane Gaseous Engine Prep Package readies it for an upfit to run on compressed natural gas (CNG), propane autogas, or as a bi-fuel vehicle that can switch between operating on gasoline and CNG or propane.



An excellent choice for those who need extra hauling capacity, the 3.5L EcoBoost® engine¹ boasts a best-in-class gas torque rating of 400 lb.-ft. It also features twin turbochargers that spool up more quickly than a conventional single turbo. The instantaneous low-end torque and 310 hp you get with this engine are the result of direct injection, which delivers a precise amount of fuel to optimize efficiency and power.

3.5L EcoBoost

3.2L Power Stroke® I-5 Turbo Diesel

If your engine needs to run long hours under constant idling or stop-and-go conditions, the Turbo Diesel¹ delivers. For maximum flexibility, 90% of its peak torque is available from 1,500 to 2,500 rpm. Direct injection and a Variable Geometry Turbocharger combine to help optimize efficiency and deliver instantaneous power. And quick-start glow plugs offer fast startups at temperatures as low as -10°F.





GET COMFORTABLE.

Transit offers plenty of driver amenities engineered to ease your day.

ON EARLY MORNINGS

Chase away the chill in 10-way power, heated front seats¹ with lumbar support and inboard armrests, available in cloth or leather trim.¹

WHEN ROADS ARE WET

After you turn them on, rain-sensing windshield wipers^{1,2} automatically activate to help keep your view ahead clear. Standard on XLT Passenger Wagon.

SEEING TO THE SIDES

New power-folding capability is added to the power, heated, short-arm sideview mirrors,¹ which also feature integrated turn signal indicators.

BACKING IT UP

A new high-mounted rear view camera is standard on Passenger Wagon and Cargo Van MR and HR models. It offers a broad, full-color view from its high vantage point to make Transit easy to maneuver in Reverse.



GO CONFIDENTLY.

Easy maneuverability and a commanding view of the road are standard on every Transit.

WHILE TOWING AND HAULING

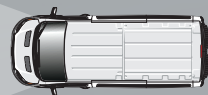
All 3 engines are paired with our 6-speed SelectShift® automatic transmission, which offers a selectable tow/haul mode⁴ to help make both towing and hauling easy. When you engage this mode, it compensates for grade and load, and reduces gear hunting. The transmission also offers manual upshift and downshift capability, as well as progressive range select, which lets you reduce the available gear range for better performance in difficult road and/or load conditions.

EVEN WHEN THE WIND'S BLOWING

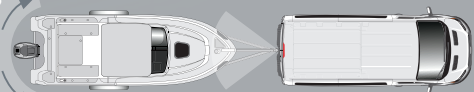
AdvanceTrac® with RSC® (Roll Stability Control™) and Side-Wind Stabilization help you handle sudden, strong side-wind gusts.² Standard on every Transit, the system can apply the brakes on one side of the vehicle if needed to help you stay on your intended path.



LANE-KEEPING ALERT



SWAY CONTROL



STAY CENTERED with help from our Lane-Keeping Alert.^{1,3} It can detect lane markings and send gentle vibration pulses to the steering wheel if needed to prompt you to steer back toward center.⁴ If it detects you've crossed the line repeatedly, the Driver Alert System^{1,3} can chime and display a coffee cup icon to suggest you take a break from driving.

TOW UP TO 7,500 LBS⁵ with the help of trailer sway control^{1,2} technology. The rear view camera^{1,3} display also offers guidelines to help you connect with your trailer.





FORDPASS™ SMARTPHONE APP³

Your personal journey assistant
Find fuel and compare prices
Find, reserve and pay for parking
in select locations
Get help from our trained team
of Ford Guides – available 24/7



SYNC APPLINK^{2,4}

Voice control for your favorite
compatible mobile apps
Spotify® • Pandora® • and more



APPLE CARPLAY™ COMPATIBILITY⁶

Use Siri to interact with your iPhone
Access your favorite songs and
playlists in Apple Music®
Use Apple Maps for voice-guided
navigation and estimated travel time



VOICE-ACTIVATED NAVIGATION²

Turn-by-turn directions
Vivid 3-D maps
Pinch-to-zoom touchscreen capability



SIRIUSXM® TRAFFIC & TRAVEL LINK^{2,5}

Complimentary for 5 years
Real-time traffic updates
Fuel station locations and prices
Current and forecasted weather
Movie locations and showtimes
Sports scores



ANDROID AUTO™ COMPATIBILITY⁶

Talk to Google™ to interact with your
Android™ smartphone
Access your favorite music through
your apps
Utilize Waze™ or Google Maps™ for
voice-guided navigation and estimated
travel time

SYNC 3

STAY CONNECTED ON THE MOVE.

Imagine controlling calls, music and more with just a touch and your voice. SYNC[®] 3^{1,2} lets you keep your hands on the wheel while it quickly responds to your spoken requests. Or use the responsive touchscreen in the center of your instrument panel to access its many helpful features. Bring the power of Siri[®] into Transit with Siri Eyes Free and your paired iPhone[®]. The system also features 2 smart-charging USB ports to help keep your devices powered up and ready to go.





BRING 'EM!

Transit Passenger Wagon seats as many as 8 to 15 people and comes in 3 roof heights. Low Roof (LR) is designed to fit in most garages. Medium Roof (MR) helps make loading and unloading easy. With best-in-class interior height, High Roof (HR) offers those up to 6'4" tall an easy walk to their seats.

TRAVEL SAFELY

Transit Passenger Wagon features 6 airbags¹ in the front row, including Safety Canopy[®] side-curtain airbags that cover all rows, plus 3-point safety belts for every seat.¹

KEEP IT CLEAN

Rugged vinyl flooring, standard on XL and optional on XLT, can be washed clean with a hose if needed.

STEP IT UP

New extended-length running boards² beneath the driver's door and both passenger-side doors provide firm footing for all passengers to enter and exit.

PACK IT IN

Behind the last row of seats in 15-passenger EL models, you'll enjoy best-in-class factory-built cargo capacity of 100.5 cu. ft.



LEATHER-TRIMMED SEATS² feature 10-way power adjustability, heat and inboard armrests for the driver and front passenger. In other rows, manually reclining seat backs² can each be adjusted independently for personalized comfort, and inboard armrests² fold down for support or flip up for easy entry and exit.



POWER RUNNING BOARD² automatically deploys when the rear passenger-side door is opened to help ease entry and exit for your passengers, then returns to its stowed position when the door is closed.





STAND AND DELIVER.

Whatever your day demands, there's a Transit Cargo Van sized just right for you. Available in 3 roof heights – Low (LR), Medium (MR) and High (HR) – it offers the flexibility to work the way you want.

EASIER THAN EVER

Getting in and out of the rear cargo area is easier this year, thanks to new D-pillar assist handles² and a new larger rear-door pull-and-release exit handle on the inside of the vehicle.

WITH MAX. HEAD ROOM

A best-in-class gas-powered max. interior height of 81.5" makes it easy to stand upright and to carry the tallest items in Transit HR models.¹ The 237° swing-out rear cargo doors² provide quick and easy access.

AND SPACE TO SPARE

Transit HR LWB EL Cargo Van helps transform your productivity by saving you extra trips. It offers a gross vehicle weight rating of up to 10,360 lbs., plus best-in-class gas-powered max. cargo capacity of 487.2 cu. ft. and max. payload capacity of up to 4,650 lbs.¹



UPFIT IT!

Transit offers you exceptional versatility inside its full lineup of Built Ford Tough® Cargo Vans. Control up to 4 different aftermarket items such as auxiliary lighting, a compressor, and more with the upfitter switches¹ conveniently located in the center of your instrument panel. You can also choose from 15 vocation-specific upfit ship-thrus¹ – 9 of which are within 30 miles of the Kansas City Assembly Plant where Transit is built – for prompt delivery. These smart solutions are from some of the best upfitters in the business, including:

- Adrian Steel®
- Masterack®
- Sortimo By Knapheide
- TransitWorks™

Explore all your options at transitupfits.com.



GENERAL CONTRACTING: Heavy-duty upfits designed for general contractors offer you sturdy steel cabinets, drawers, dividers, bins, and even a document holder that helps you keep each day's work orders ready to reference.



PLUMBING: Heavy-duty upfits designed specifically for plumbing contractors offer you everything from a General Service Package to a workbench with an integrated vise.



HEATING AND COOLING: Smart solutions for HVAC technicians include heavy-duty upfits, like a single or double ladder rack, a wide range of partitions, and lots of racks and bins systems, many with noise-reduction features.



ELECTRICAL: Your choice of heavy-duty upfits include Base Shelving and General Service Packages, as well as other options to help keep your electrical supplies in order.



GO CUSTOM.

Whether you want to move people, tools, flora, fauna, or something else entirely, Transit Cutaways and Chassis Cabs are convenient bases for building all sorts of versatile vehicles. Cutaways have an open passenger compartment for pairing with specialty body modules to make shuttle buses, recreational vehicles and more. Chassis Cabs have an enclosed passenger area and a bare frame ready for body modules that create cargo delivery flatbeds, small horseboxes and beyond. Frame rails are reinforced with boron steel for lightweight strength, and the clean box section helps make upfits easy. Plus, frame rail extension adapters enable frame upfits up to 18' long, giving you even more opportunities to create the Transit you need.

Find your Ford authorized upfitter at fordtoughtruck.com.



MAXIMIZE YOUR UPTIME.

The certified experts at your local Ford Commercial Vehicle Center are ready to help you find the right Transit for your needs – and keep it out there on the road working hard for you. At their Service and Parts department, you'll find service discounts and extended hours, plus a new Parts Advantage program that helps keep the fastest-moving parts in your area in stock. We're here to help you maximize your vehicle's uptime while protecting your investment with prompt, specialized maintenance and service.

Learn more at fordcommercialvehiclecenter.com.



EXTERIORS / INTERIORS / WHEELS

EXTERIOR	INTERIOR					
	Oxford White	1	2	3	4	5
	Ingot Silver ¹	1	2	3	4	5
	School Bus Yellow ²	1	2	3	4	5
	White Gold ¹	1	2	3	4	5
	Stone Gray ¹	1	2	3	4	5
	Race Red	1	2	3	4	5
	Blue Jeans ¹	1	2	3	4	5
	Magnetic ¹	1	2	3	4	5
	Green Gem ¹	1	2	3	4	5
Shadow Black	1	2	3	4	5	



Oxford White



Ingot Silver



School Bus Yellow



White Gold



Stone Gray



Race Red



Blue Jeans



Magnetic



Green Gem




Shadow Black



Pewter Vinyl
1



Pewter Leather³
2



Charcoal Leather
3



Pewter Cloth
4



Charcoal Cloth
5



16" Silver Steel with Black Hubcap
Standard: XL Passenger Wagon/ SRW Cargo Van/Cutaway & Chassis Cab



16" White Steel with Mini-Cap and Lug Nut Covers
Optional: All SRW (Fleet only)



16" Silver Steel with Exposed Lug Nuts (front wheel shown)
Standard: DRW Passenger Wagon & Cargo Van



16" Easy-To-Clean Aluminum with Locking Lug Nuts
Optional: All SRW (n/a with 9,500 lbs. GVWR or greater)



16" White Steel with Exposed Lug Nuts (front wheel shown)
Standard: DRW Cutaway & Chassis Cab
Optional: DRW Passenger Wagon & Cargo Van (Fleet only)



16" Polished Forged Alloy (front wheel shown)
Optional: All DRW



16" Black Steel with Silver-Styled Cover
Standard: SRW XLT Passenger Wagon
Optional: XL Passenger Wagon/ SRW Cargo Van/Cutaway & Chassis Cab



Mechanical

- 25-gallon fuel tank
- 70-amp-hr battery
- 150-amp alternator
- Auxiliary fuel port
- Dual-note electric horn
- Hill start assist
- Power-assisted rack-and-pinion steering
- Power 4-wheel disc brakes with Anti-Lock Brake System (ABS)
- Stationary elevated idle control (SEIC)
- Suspension – Front: independent MacPherson-strut and stabilizer bar; rear: leaf springs and heavy-duty gas shock absorbers

Interior

- 4-spoke polyurethane steering wheel with tilt/telescoping column
- 12V powerpoints, 2 in front
- 12V powerpoint, 1 in rear (Passenger Wagon and Cargo Van)
- Accessory delay
- Center stack console with integrated gear shifter
- Driver and front-passenger vinyl-trimmed sun visors
- Front dome light with map lights and theater-dimming feature
- Front overhead console (n/a on LR models)
- Grab handle on passenger-side A-pillar
- Lockable glove box
- Power door locks with autolock
- Rearview mirror (requires rear-door glass)
- Remote Keyless Entry System with 2 key fobs
- Speedometer (mph/kph), tachometer, and coolant temperature and fuel level gauges
- Windows – Power front

Exterior

- Easy Fuel® capless fuel filler
- Front bumper – Black, molded-in-color with lower valance
- Front fender-mounted antenna
- Roof marker lamps (DRW)
- Solar-tinted glass
- Variable-intermittent windshield wipers

Safety & Security

- 3-point safety belts for all seating positions
- AdvanceTrac® with RSC® (Roll Stability Control™) with side-wind stabilization
- Driver and front-passenger front airbags, front-seat side airbags, and Safety Canopy® side-curtain airbags¹
- SOS Post-Crash Alert System™
- Tire Pressure Monitoring System (SRW; excludes spare)

	3.7L Ti-VCT V6	3.5L EcoBoost® V6	3.2L Power Stroke® I-5 Turbo Diesel
Configuration	DOHC	DOHC	DOHC
Fuel injection	Sequential electronic	Direct-injection	Direct-injection
Induction system	Naturally aspirated	Twin-turbocharged; intercooled	Single variable geometry turbocharged; intercooled
Cylinders	6	6	5
Cylinder heads	Aluminum	Aluminum	Aluminum
Block material	Aluminum	Aluminum	Cast iron
Bore/stroke	3.76"/3.41"	3.64"/3.41"	3.54"/3.96"
Compression ratio	10.5:1	10.0:1	15.8:1
Transmission	6-speed SelectShift® automatic	6-speed SelectShift automatic	6-speed SelectShift automatic
Horsepower	275 @ 6,000 rpm	310 @ 5,500 rpm	185 @ 3,000 rpm
Torque	260 lb.-ft. @ 4,000 rpm	400 lb.-ft. @ 2,500 rpm	350 lb.-ft. @ 1,500-2,500 rpm
Recommended fuel	Regular unleaded	Regular unleaded	Ultra-low-sulfur diesel or B20 (containing 20% or less biodiesel)
EPA-estimated ratings ² (Passenger Wagon LR/MR RWB)	14 city/18 hwy/16 combined mpg	15 city/18 hwy/16 combined mpg	Not EPA rated
Availability	Standard	Available on Passenger Wagon and Cargo Van	Available on Passenger Wagon, Cargo Van, Cutaway and Chassis Cab



PASSENGER WAGON CARGO VAN CUTAWAY CHASSIS CAB			PASSENGER WAGON CARGO VAN CUTAWAY CHASSIS CAB		
0		Ambulance Prep Package ¹ : dual heavy-duty batteries, heavy-duty alternator, and limited-slip axle; optional on MR or HR with sliding passenger-side door; includes fixed side- and rear-door glass, Modified Vehicle Wiring System, and auxiliary fuse panel; 4.10 axle on 3.7L V6 (standard on HR, optional on MR), and 3.73 axle on 3.2L Diesel, 3.5L EcoBoost, and MR 3.7L V6	0		Motorhome Prep Package ¹ : cruise control, AM/FM stereo with audio input jack and 4" multifunction display, dual heavy-duty batteries, heavy-duty alternator, driver and front-passenger sun visors, Modified Vehicle Wiring System, Trailer Wiring Provisions Package, auxiliary fuse panel, cloth 4-way manual driver and front-passenger seats with inboard armrests and manual driver's lumbar, Exterior Upgrade Package, and vinyl front floor covering
0		Ambulance Prep Package ¹ : dual heavy-duty batteries, heavy-duty alternator, limited-slip axle, spare wheel and tire, manual short-arm sideview mirrors, and LED-enabled separate stop/turn taillamps; 4.10 axle on 3.7L V6 and 3.73 axle on 3.2L Diesel	0		Multifunctional School Activity Bus Prep Package ¹ : banded front-door glass, dual heavy-duty batteries, heavy-duty alternator, auxiliary fuse panel, LED-enabled separate stop/turn taillamps, and Passenger-Side Door Delete Package
0	0	Auxiliary Heater/AC Prep Package ¹ : requires aftermarket upfit of a rear climate control system	0		Passenger-Side Door Delete Package ¹ : requires vinyl 4-way manual driver's seat only with inboard armrest and manual lumbar, and front-passenger seat delete
0	0	Auxiliary Heater Prep Package ¹ : requires aftermarket upfit of a rear climate control system	0	0	Premium Package ¹ : Interior and Exterior Upgrade Packages; Pewter leather-trimmed, heated, 10-way power driver and front-passenger seats with inboard armrests; and vinyl front and rear floor covering (Cargo Van)
0		Builder's Prep Package ¹ : Modified Vehicle Wiring System; vinyl front floor covering on XL, carpeted on XLT; AM/FM stereo/single-CD player with 4" multifunction display; requires dual heavy-duty batteries and heavy-duty alternator; package deletes rear floor covering, rear seat rails, and rear seats and safety belts	0	0	Radio Prep Package : front speaker grilles, antenna, cover plate in place of radio, wiring for single-CD audio and speakers (no radio chassis provided)
0	0	CNG/Propane Gaseous Engine Prep Package : hardened intake/exhaust valves and valve seats (3.7L V6 only)	0	0	RV Prep Package ¹ : Modified Vehicle Wiring System, Trailer Wiring Provisions Package, privacy glass, carpeted front floor covering and rear cargo door exit handle; requires dual heavy-duty batteries and heavy-duty alternator; package deletes all Passenger Wagon content behind the B-pillars including rear floor covering, rear seating, rear seat rails, rear fixings and safety belts, rear headliner, rear Safety Canopy side-curtain airbags, and rear climate control (XLT Passenger Wagon)
0	0	Exterior Upgrade Package ¹ : chrome headlamp trim, grille and grille surround; and 16" black steel wheels with silver-styled covers (SRW; n/a on XL Passenger Wagon)	0		School Bus Prep Package ¹ : banded front-door glass, dual heavy-duty batteries, heavy-duty alternator, auxiliary fuse panel, LED-enabled separate stop/turn taillamps, and Passenger-Side Door Delete Package
0	0	Heavy-Duty Trailer Tow Package : trailer wiring provisions, 4-/7-pin connector, electric brake controller, frame-mounted hitch receiver, and tow/haul mode	0		Shuttle Bus Prep Package ¹ : Exterior Upgrade Package, dual heavy-duty batteries, heavy-duty alternator, engine block heater, Trailer Wiring Provisions Package, and auxiliary fuse panel
0	0	Interior Upgrade Package ¹ : cruise control, cloth 4-way manual driver and front-passenger seats with inboard armrests, AM/FM stereo with single-CD player, 4" multifunction display, message center, SYNC [®] instrument panel console mats, illuminated vanity mirrors, Load Area Protection Package (Cargo Van), and leather-wrapped steering wheel with controls for audio and multifunction display (Cutaway/Chassis Cab)	0	0	Smoker's Package : cigarette lighter and ash cup
0		Load Area Protection Package ¹ : complete rear polypropylene panels on side walls and doors, and vinyl front and rear floor covering	0	0	Trailer Wiring Provisions Package : trailer wiring harness, trailer sway control, tow/haul mode, 4-/7-pin connector assembly and rear jumper (Passenger Wagon/Cargo Van)
0	0	Modified Vehicle Wiring System : modified vehicle connections for customized wiring harness provisions; requires dual heavy-duty batteries and heavy-duty alternator			



STANDARD FEATURES

Mechanical

4-/7-pin connector assembly and rear jumper
Full-size spare wheel and tire, 4-ton jack and tool kit

Seating

8-passenger (RWB)
12-passenger (LWB)
15-passenger (LWB EL)

Interior

Cargo area LED load compartment lighting
Front and rear air conditioning

Exterior

Center high-mounted stop lamp
Doors – 180° rear cargo with key-lock cylinder (RWB)
Doors – 237° rear cargo with key-lock cylinder (LWB and LWB EL)
Doors – 60/40 swing-out passenger-side (LR)
Doors – Sliding passenger-side (MR and HR)
Mirrors – Short-arm, power sideview
Rear bumper – Black, molded-in-color with extended integral step (LR)
Rear bumper – Black, molded-in-color with bumper step (MR and HR)
Windows – All-around with 4th-row flip-open glass (LWB EL)
Windows – Fixed, all-around (RWB and LWB)

Safety & Security

Camera – Low-mount rear view (LR)
Camera – High-mount rear view (MR and HR)



TX	XLT	
		Mechanical
0	0	Alternator – Heavy-duty (210-amp on diesel, 250-amp on gas)
0	0	Battery – Dual heavy-duty absorbed glass mat (AGM) (standard with diesel engine)
0	0	Battery – Single absorbed glass mat (AGM) (gas engine)
0	0	Battery guard – Programmable
0	0	Engine block heater (recommended when minimum temperature is 10°F or below; standard on diesel)
0	0	Operator-commanded exhaust filter regeneration (diesel engine)
0	0	Operator-commanded exhaust filter regeneration with active regeneration inhibit (diesel engine)
0	0	Push-down manual parking brake ¹
0	0	Trailer brake controller (requires Heavy-Duty Trailer Tow Package)
		Driver-Assist Technology
0	0	Lane-Keeping Alert with Driver Alert System
0	S	Rain-sensing windshield wipers with automatic headlamps
0	0	SYNC® Voice Recognition Communications and Entertainment System with 4" color LCD screen in center stack, 911 Assist, AppLink, Apple CarPlay™ compatibility, Android Auto™ compatibility, and 2 smart-charging USB ports ¹
0	0	SYNC 3 with 6.5" color LCD capacitive touchscreen in center stack, 911 Assist, AppLink, Apple CarPlay™ compatibility, Android Auto™ compatibility, and 2 smart-charging USB ports ¹
		Seating
0	0	10-passenger (RWB)
0	0	15-passenger (LWB)
S		Vinyl, 4-way manual driver and front-passenger seats with driver's inboard armrest
0		Vinyl, 4-way manual driver and front-passenger seats with inboard armrests
0	S	Cloth, 4-way manual driver and front-passenger seats with inboard armrests and driver's manual lumbar
0	0	Cloth, 10-way power, heated driver and 4-way manual front-passenger seats with inboard armrests
0	0	Cloth, 10-way power, heated driver and front-passenger seats with inboard armrests
0	0	Leather-trimmed, 10-way power, heated driver and front-passenger seats with inboard armrests
S		Manual recline rear seats with inboard armrests (excluding last row)
		Interior
S		AM/FM stereo with audio input jack and digital clock
0		AM/FM stereo with audio input jack, Bluetooth® and USB port ¹
0	S	AM/FM stereo/single-CD player with audio input jack and 4" multifunction display

TX	XLT	
0	0	AM/FM stereo/single-CD player with audio input jack, 4" multifunction display and HD Radio™
0	0	AM/FM stereo/single-CD player with SYNC, message center, and leather-wrapped steering wheel with controls for audio and multifunction display
0	0	AM/FM stereo/single-CD player with SYNC, message center, HD Radio, and leather-wrapped steering wheel with controls for audio and multifunction display
0	0	AM/FM stereo with SYNC 3 including Navigation System with pinch-to-zoom capability, SiriusXM® Traffic and Travel Link® with 5-year subscription, ² and HD Radio; leather-wrapped steering wheel with controls for audio and multifunction display; and Lane-Keeping Alert with Driver Alert System
0	0	SiriusXM Radio with 6-month All Access trial subscription ^{1,2}
0	0	110V/150W AC power outlet (requires dual heavy-duty batteries) ¹
0	0	Auxiliary fuse panel (requires dual heavy-duty batteries and heavy-duty alternator; includes Modified Vehicle Wiring System; included with user-defined upfitter switches)
0	S	Cruise control with message center including full trip computer and engine-hour meter
S	0	Flooring – Vinyl front and rear ¹
0	S	Flooring – Carpeted front and rear
0	0	Floor mats – All-weather front (requires carpeted flooring)
0	0	Floor mats – Carpeted front
0	0	Ford Telematics™ powered by Telogis® ³ – Fleet tracking system (includes 1 year of subscription service)
0	0	High-capacity upfitter switches (4; requires dual heavy-duty batteries and heavy-duty alternator; includes Modified Vehicle Wiring System, customer connection point and auxiliary fuse panel)
S		Rear dome light with map lights and theater-dimming feature
0	S	Vinyl-trimmed sun visors with illuminated vanity mirrors ¹
		Exterior
0	0	Doors – Sliding passenger-side (LR)
S/O	S/O	Front license plate bracket (standard in states requiring 2 license plates and optional in all others)
S		Grille – Black with black surround
S		Grille – Chrome with chrome surround
0	S	Headlamps – Automatic with rain-sensing windshield wipers
S		Headlamps – Halogen with black trim
S		Headlamps – Halogen with chrome trim
0	0	Mirrors – Short-arm, power-folding sideview with power, heated glass and integrated turn signal indicators
0	0	Mirrors – Long-arm, power sideview
0	0	Mirrors – Long-arm, power, heated sideview with integrated turn signal indicators
0	0	Rear bumper – Black, molded-in-color with bumper step (LR)
0	0	Remote Start System (n/a with diesel engine)
0	0	Reverse Sensing System

TX	XLT	
0	0	Running board – Fixed passenger-side
0	0	Running board – Power passenger-side
0	0	Running boards – Fixed extended-length passenger-side and fixed driver-side ⁴
0	0	Stainless steel wheel covers (factory-invoiced, dealer-installed accessory; available with standard DRW steel wheels only)
0	0	Wheel-well liners (front only)
0	0	Windows – All-around with 2nd-row driver's side flip-open glass and fixed 60/40 swing-out passenger-side door glass (optional with LR only; requires privacy glass)
0	0	Windows – All-around with 2nd-row flip-open glass and 4th-row flip-open glass (optional on LWB EL; requires privacy glass)
0	0	Windows – All-around with 2nd-row flip-open glass (LWB SRW with sliding passenger-side door only; requires privacy glass; n/a on LR model)
0	0	Windows – Privacy glass (includes rear-window defroster)
0	0	Windows – Rear defroster
		Safety & Security
0	0	2 spare keys
0	0	Backup alarm ³
0	0	MyKey® technology to help encourage responsible driving ¹ includes Level 2 instrument cluster (requires SecuriLock® Passive Anti-Theft System and cruise control)
0	0	Perimeter alarm (requires SecuriLock Passive Anti-Theft System)
0	0	SecuriCode™ keyless entry keypad
0	0	SecuriLock Passive Anti-Theft System
		Packages^{1,5}
0	0	Auxiliary Heater/AC Prep Package
0	0	Auxiliary Heater Prep Package
0	0	Builder's Prep Package
0	0	CNG/Propane Gaseous Engine Prep Package
S		Exterior Upgrade Package
0	0	Heavy-Duty Trailer Tow Package
0	0	Modified Vehicle Wiring System
0	0	RV Prep Package
0	0	Smoker's Package
0	0	Trailer Wiring Provisions Package
		Available Fleet-Only Options
0	0	Center console delete ¹
0	0	Daytime running lamps
0	0	Mirrors – Short-arm, manual sideview
0	0	Speed limitation (65-, 70- or 75-mph governed top speed options)
0	0	Wheels – 16" white steel with exposed lug nuts (DRW)
0	0	Wheels – 16" white steel with mini-cap and lug nut covers (SRW)

¹Restrictions may apply. See your Ford Dealer for details. ²After your trial period ends, SiriusXM audio and data services each require a subscription sold separately, or as a package, by Sirius XM Radio Inc. See SiriusXM Customer Agreement for complete terms at www.siriusxm.com. All fees and programming subject to change. Trial subscriptions not available in AK and HI. ³Ford Licensed Accessory. ⁴Late availability with diesel engine. ⁵Please see the Packages page for a detailed list of contents.



W PASSENGER WAGON SPECIFICATIONS
DIMENSIONS

	150 SRW				350 SRW						350 HD DRW
	Regular 130				Long 148						Long EL 148
Wheelbase (in.)	LR		MR		LR		MR		HR		HR
Roof height	LR		MR		LR		MR		HR		HR
Passenger capacity	8	10	8	10	12	15	12	15	12	15	15
Rows of seats	3	4	3	4	4	5	4	5	4	5	5

Exterior (in.)

Wheelbase	129.9	129.9	147.6	147.6	147.6	147.6	147.6	147.6
Length	219.9	217.8	237.6	235.5	235.5	235.5	263.9	
Height	82.2	98.7	82.4	99.2	108.6	107.7		
Width - Excluding mirrors / mirrors folded	81.3 / 83.2	81.3 / 83.2	81.3 / 83.2	81.3 / 83.2	81.3 / 83.2	83.7 / 83.7		
Width - Including short-arm mirrors	97.4	97.4	97.4	97.4	97.4	97.4		
Front track / rear track	68.2 / 68.6	68.2 / 68.6	68.2 / 68.6	68.2 / 68.6	68.2 / 68.6	68.5 / 65.7		
Front overhang / rear overhang	40.3 / 49.7	40.3 / 47.6	40.3 / 49.7	40.3 / 47.6	40.3 / 47.6	40.3 / 76.0		
Rear overhang with extended bumper	-	49.7	-	49.7	49.7	78.1		
Load height (curb)	28.2	28.2	28.8	28.8	28.8	27.8		
Side door opening height	49.6	63.0	49.6	63.0	63.0	63.0		
Side door opening width - 60/40 swing-out	51.2	-	51.2	-	-	-		
Side door opening width - Sliding	51.2	51.2	51.2	51.2	51.2	51.2		
Rear cargo door opening height / width	46.9 / 59.8	62.8 / 59.8	46.9 / 59.8	62.8 / 59.8	72.2 / 59.8	72.2 / 59.8		

Interior (in.)

Head room: 1st row / 2nd / 3rd	40.8 / 41.1 / 40.6	52.0 / 55.8 / 55.8	40.8 / 41.1 / 40.6	52.0 / 55.8 / 55.8	56.6 / 65.2 / 65.2	56.6 / 65.2 / 65.2				
4th row	-	38.7	-	55.8	38.7	65.2				
5th row	-	-	-	38.1	-	61.3				
Leg room: 1st row (max.) / 2nd / 3rd / 4th ¹ / 5th ¹	41.3 / 33.7 / 35.6 / 35.6 / -		41.3 / 33.7 / 35.6 / 35.6 / 35.6							
Hip room: 1st row / 2nd / 3rd / 4th ¹ / 5th ¹	60.7 / 69.6 / 67.3 / 68.0 / -		60.7 / 69.6 / 67.3 / 68.0 / 68.0							
Shoulder room: 1st row / 2nd / 3rd / 4th ¹ / 5th ¹	67.9 / 71.4 / 67.0 / 67.8 / -		67.9 / 71.4 / 67.0 / 67.8 / 67.8							
Passenger volume (cu. ft.)	177.0	230.9	235.6	230.9	284.1	313.4	386.8	359.9	445.4	445.4
Cargo length front (at floor / at belt)	124.0 / 115.1	124.0 / 115.1	141.7 / 132.8	141.7 / 132.8	141.7 / 132.8	170.2 / 161.3				
Cargo width between wheelhouses	53.7	53.7	53.7	53.7	53.7	45.4				
Cargo height maximum	52.8	67.6	52.8	67.6	77.0	77.0				

Cargo capacity (cu. ft. with rear seats removed)

Cargo volume behind: 1st row	224.5	213.1	292.7	281.4	245.1	212.1	324.7	291.8	371.3	338.3	414.1
2nd row	151.8	140.4	197.9	186.6	171.7	138.7	228.5	195.5	261.7	228.7	301.7
3rd row	94.2		125.0		124.5	91.5	166.9	133.9	190.0	157.0	230.0
4th row	-	39.1	-	51.8	70.1	48.9	93.9	72.8	107.0	85.8	184.0
5th row	-		-		-		-		-		100.5



CONFIGURATIONS	150 SRW		350 SRW			350 HD DRW
	Regular 130		Long 148			Long EL 148
Wheelbase (in.)						
Roof height	LR	MR	LR	MR	HR	HR
Passenger capacity	8/10		12/15			15

Side Doors

60/40 swing-out passenger-side	S		S			
Sliding passenger-side	0	S	0	S	S	S

Engines

3.7L Ti-VCT V6	S	S	S	S	S	S
3.5L EcoBoost® V6	0	0	0	0	0	0
3.2L Power Stroke® I-5 Turbo Diesel			0	0	0	0

Max. Capabilities (lbs.)¹

GVWR	8,550		9,400			10,360
Payload	2,900		2,980			3,520

MAXIMUM LOADED TRAILER WEIGHT RATINGS (lbs.)¹

Engines	Regular axle			Limited-slip axle			GCWR	Roof height ²	Wheelbase		
	3.31	3.73	4.10	3.31	3.73	4.10			Regular 130"	Long 148"	Long EL 148"
3.7L Ti-VCT V6		S			0		10,800	LR / MR	4,700	4,300	—
			0 ⁵		0 ⁵		11,200	LR / MR	—	4,700	—
			S			0	11,200	HR	—	4,500	—
3.5L EcoBoost V6	S ³			0 ³			11,200	LR / MR / HR	5,000	4,600	—
		0 ⁴			0 ⁴		11,200	LR / MR / HR	5,000	4,600	3,800
3.2L Power Stroke I-5 Turbo Diesel	S ³			0 ³			10,600	LR / MR / HR	—	3,800	—
		0			0		11,200	LR / MR / HR	—	4,400	3,500



8 | AVAILABLE IN LR, MR



10 | AVAILABLE IN LR, MR



12 | AVAILABLE IN LR, MR, HR



15 | AVAILABLE IN LR, MR, HR



15^{EL} | AVAILABLE IN HR

¹When properly configured. Passenger and cargo capacity limited by weight and weight distribution. 12- through 15-passenger vehicles may be classified as buses and may require appropriate licensing.

²Maximum towing ratings achieved with lowest roof height available. ³Not available on DRW. ⁴Not available on SRW. ⁵Restrictions apply.



STANDARD FEATURES

Includes all standard features, plus:

Mechanical

4-/7-pin connector assembly and rear jumper
Full-size spare wheel and tire, 4-ton jack and tool kit

Seating

2-passenger
4-way manual driver and front-passenger seats with driver's inboard armrest

Interior

AM/FM stereo with audio input jack and digital clock
Black plastic step well pads
Cargo area LED load compartment lighting
Cargo area tie-down hooks
D-pillar weld nuts (MR and HR)
Flooring – Front vinyl
Front air conditioning
Front cloth headliner
Rear cargo door pull-and-release exit handle
Rear cargo light switch

Exterior

Black bodyside moldings
Black grille with black surround
Center high-mounted stop lamp
Doors – 180° rear cargo with key-lock cylinder (RWB)
Doors – 237° rear cargo with key-lock cylinder (LWB and LWB EL)
Doors – 60/40 swing-out passenger-side (LR)
Doors – Sliding passenger-side (MR and HR)
Headlamps – Halogen with black trim
Mirrors – Short-arm, power sideview
Rear bumper – Black, molded-in-color with extended integral step (LR)
Rear bumper – Black, molded-in-color with bumper step (MR and HR)
Roof and side marker lamps (DRW)

Safety & Security

Camera – Low-mount rear view (LR)
Camera – High-mount rear view (MR and HR)
Passenger-side front airbag¹ deactivation switch

AVAILABLE OPTIONS

Mechanical

Alternator – Heavy-duty (210-amp on diesel, 250-amp on gas)
Battery – Dual heavy-duty absorbed glass mat (AGM) (standard with diesel engine)
Battery – Single absorbed glass mat (AGM) (gas engines)
Battery guard – Programmable
Engine block heater (recommended when minimum temperature is 10°F or below; standard on diesel)
Full-size spare wheel and tire delete (DRW)
Operator-commanded exhaust filter regeneration (diesel engine)
Operator-commanded exhaust filter regeneration with active regeneration inhibit (diesel engine)
Push-down manual parking brake²
Trailer brake controller (requires Heavy-Duty Trailer Tow Package)

Driver-Assist Technology

Lane-Keeping Alert with Driver Alert System
Rain-sensing windshield wipers
SYNC® Voice Recognition Communications and Entertainment System with 4" color LCD screen in center stack, 911 Assist³, AppLink[®] and 1 smart-charging USB port²
SYNC 3 with 6.5" color LCD capacitive touchscreen in center stack, 911 Assist, AppLink, Apple CarPlay™ compatibility, Android Auto™ compatibility, and 2 smart-charging USB ports²

Seating

Vinyl, 4-way manual driver and front-passenger seats with inboard armrests
Vinyl, 4-way manual driver and front-passenger seats with driver's inboard armrest (10,360-lb. GVWR only; deletes front-seat side airbags and side-curtain airbags)²
Vinyl, 4-way manual driver and front-passenger seats with inboard armrests (10,360-lb. GVWR only; deletes front-seat side airbags and side-curtain airbags)²
Cloth, 4-way manual driver and front-passenger seats with inboard armrests, and driver's manual lumbar
Cloth, 4-way manual driver and front-passenger seats with inboard armrests, and driver's manual lumbar (10,360-lb. GVWR only; deletes front-seat side airbags and side-curtain airbags)²
Cloth, 10-way power, heated driver and 4-way manual front-passenger seats with inboard armrests (n/a on LWB diesel 9,250-lb. configuration)
Cloth, 10-way power, heated driver and front-passenger seats with inboard armrests (n/a on LWB diesel 9,250-lb. configuration)
Leather-trimmed, 10-way power, heated driver and front-passenger seats with inboard armrests (n/a on LWB diesel 9,250-lb. configuration)
Passenger seat delete (also deletes front-passenger seat side airbag and side-curtain airbag; 10,360-lb. GVWR only), vinyl, 4-way manual driver's seat only with manual lumbar and inboard armrest
Passenger seat delete (also deletes front-passenger seat side airbag and side-curtain airbag), cloth, 10-way power, heated driver's seat only with manual lumbar and inboard armrest (n/a on LWB diesel 9,250-lb. configuration)

Interior

AM/FM stereo with audio input jack, Bluetooth® and USB port²

AM/FM stereo/single-CD player with audio input jack and 4" multifunction display
AM/FM stereo/single-CD player with audio input jack, 4" multifunction display and HD Radio™
AM/FM stereo/single-CD player with SYNC, message center, and leather-wrapped steering wheel with controls for audio and multifunction display
AM/FM stereo/single-CD player with SYNC, message center, HD Radio, and leather-wrapped steering wheel with controls for audio and multifunction display
AM/FM stereo with SYNC 3 including Navigation System with pinch-to-zoom capability, SiriusXM® Traffic and Travel Link® with 5-year subscription,³ and HD Radio; leather-wrapped steering wheel with controls for audio and multifunction display; and Lane-Keeping Alert with Driver Alert System
SiriusXM Radio with 6-month All Access trial subscription^{2,3}
110V/150W AC power outlet (requires dual heavy-duty batteries)²
Assist/grab handles – At rear cargo door (n/a on LR)
Auxiliary fuse panel (requires dual heavy-duty batteries and heavy-duty alternator; includes Modified Vehicle Wiring System; included with user-defined upfitter switches)
Cruise control with message center including full trip computer and engine-hour meter
Floor mats – All-weather front (requires carpeted flooring)
Flooring – Front carpet
Flooring – Heavy-duty rear (includes heavy-duty rear scuff plate)²
Flooring – Vinyl front and rear (included in Interior Upgrade and Load Area Protection Packages; n/a with front/rear driver-controlled air conditioning)
Ford Telematics™ powered by Telogis®⁴ – Fleet tracking system (includes 1 year of subscription service)
Front/rear, driver-controlled air conditioning;² (requires Reverse Sensing System on LR vans; includes heavy-duty alternator with gas engines)
High-capacity upfitter switches (4; requires dual heavy-duty batteries and heavy-duty alternator; includes Modified Vehicle Wiring System, customer connection point and auxiliary fuse panel)
Scuff plate – Heavy-duty rear (n/a with dual sliding side doors)
Scuff plate – Rear (n/a with dual sliding side doors)
Vinyl-trimmed sun visors with illuminated vanity mirrors²

Exterior

Front license plate bracket (standard in states requiring 2 license plates and optional in all others)
Headlamps – Automatic with rain-sensing windshield wipers
Mirrors – Short-arm, power-folding sideview with power, heated glass and integrated turn signal indicators
Mirrors – Long-arm, power sideview
Mirrors – Long-arm, power, heated sideview with integrated turn signal indicators
Rear bumper – Black, molded-in-color with bumper step (LR)
Remote Start System (n/a with diesel engine)
Reverse Sensing System
Running board – Fixed passenger-side (n/a with dual sliding side doors)
Running board – Power passenger-side (n/a with dual sliding side doors)
Running boards – Fixed extended-length passenger-side and fixed driver-side (n/a with dual sliding side doors)²

Side door – Sliding passenger-side (LR)
Side doors – Dual sliding (MR and HR)
Stainless steel wheel covers (DRW)²
Wheel-well liners (front only)
Windows – Fixed rear-door glass
Windows – Fixed rear-door glass and fixed passenger-side door glass
Windows – Fixed rear-door glass and fixed driver and passenger-side door glass (requires dual sliding side doors)
Windows – Fixed, all-around (n/a with dual sliding side doors)
Windows – All-around with 4th-row flip-open glass (n/a with dual sliding side doors; LWB EL only)
Windows – Privacy glass (includes rear-window defroster)
Windows – Rear defroster (requires fixed rear-door glass)

Safety & Security

2 spare keys
Backup alarm⁴
MyKey® technology to help encourage responsible driving² includes Level 2 instrument cluster (requires SecuriLock® Passive Anti-Theft System and cruise control)
Perimeter alarm (requires SecuriLock Passive Anti-Theft System)
SecuriCode™ keyless entry keypad
SecuriLock Passive Anti-Theft System

Optional Packages^{2,6}

Ambulance Prep Package
Auxiliary Heater/AC Prep Package
Auxiliary Heater Prep Package
CNG/Propane Gaseous Engine Prep Package
Exterior Upgrade Package
Heavy-Duty Trailer Tow Package
Interior Upgrade Package
Load Area Protection Package
Modified Vehicle Wiring System
Premium Package
Radio Prep Package
Smoker's Package
Trailer Wiring Provisions Package

Available Fleet-Only Options

Center console delete²
Daytime running lamps
Mirrors – Short-arm sideview delete
Orange safety belts
Speed limitation (65-, 70- or 75-mph governed top speed options)
Wheels – 16" white steel with exposed lug nuts (DRW)
Wheels – 16" white steel with mini-cap and lug nut covers (SRW)

¹Always wear your safety belt and secure children in the rear seat, if equipped, and follow airbag warning label instructions. ²Restrictions may apply. See your Ford Dealer for details. ³After your trial period ends, SiriusXM audio and data services each require a subscription sold separately, or as a package, by SiriusXM Radio Inc. See SiriusXM Customer Agreement for complete terms at www.siriusxm.com. All fees and programming subject to change. Trial subscriptions not available in AK and HI. ⁴Ford Licensed Accessory. ⁵Late availability with diesel engine. ⁶Please see the Packages page for a detailed list of contents.



V CARGO VAN SPECIFICATIONS

DIMENSIONS

	150/250 SRW		150/250/350 SRW			250/350 SRW 350 HD DRW
	Regular 130		Long 148			Long EL 148
Wheelbase (in.)						
Roof height	LR	MR	LR	MR	HR	HR
Passenger capacity	2	2	2	2	2	2
Rows of seats	1	1	1	1	1	1

Exterior (in.)

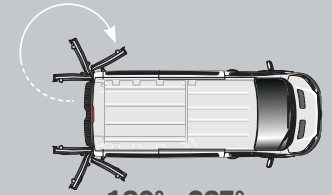
Wheelbase		129.9	129.9	147.6	147.6	147.6	147.6
Length		219.9	217.8	237.6	235.5	235.5	263.9
Height		83.6	100.8	83.2	100.7	110.1	109.4
Width - Excluding mirrors / mirrors folded	SRW DRW	81.3 / 83.2	81.3 / 83.2	81.3 / 83.2	81.3 / 83.2	81.3 / 83.2	81.3 / 83.2 83.7 / 83.7
Width - Including short-arm mirrors		97.4	97.4	97.4	97.4	97.4	97.4
Front track / rear track	SRW DRW	68.2 / 68.6	68.2 / 68.6	68.2 / 68.6	68.2 / 68.6	68.2 / 68.6	68.2 / 68.6 68.5 / 65.7
Front overhang / rear overhang		40.3 / 49.7	40.3 / 47.6	40.3 / 49.7	40.3 / 47.6	40.3 / 47.6	40.3 / 76.0
Load height (curb)		28.9	28.9	28.7	28.7	28.7	28.0
Side-door opening height		49.6	63.0	49.6	63.0	63.0	63.0
Side-door opening width - 60/40 swing-out		51.2	-	51.2	-	-	-
Side-door opening width - Sliding		51.2	51.2	51.2	51.2	51.2	51.2
Rear cargo door opening height / width		49.5 / 61.7	64.9 / 61.7	49.5 / 61.7	64.9 / 61.7	74.3 / 61.7	74.3 / 61.7

Interior (in.)

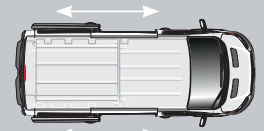
Head room		40.8	52.0	40.8	52.0	56.6	56.6
Leg room (max.)		41.3	41.3	41.3	41.3	41.3	41.3
Hip room		60.7	60.7	60.7	60.7	60.7	60.7
Shoulder room		67.9	67.9	67.9	67.9	67.9	67.9
Passenger volume (cu. ft.)		63.7	81.1	63.7	81.1	88.3	88.3
Cargo length front (at floor / at belt)		126.0 / 115.9	126.0 / 115.9	143.7 / 133.6	143.7 / 133.6	143.7 / 133.6	172.2 / 162.0
Cargo width between wheelhouses	SRW DRW	54.8	54.8	54.8	54.8	54.8	54.8 45.4
Cargo height maximum		56.9	72.0	56.9	72.0	81.5	81.5

Cargo capacity (cu. ft.)

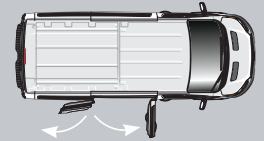
Cargo volume behind 1st row		246.7	315.2	277.7	357.1	404.3	487.2
Maximum cargo volume with front-passenger seat removed		285.0	363.8	316.1	405.6	459.2	542.2



180° or 237°
SWING-OUT REAR
CARGO DOORS



**DUAL
SLIDING**
OR SINGLE SIDE DOORS



60/40
SWING-OUT
PASSENGER-SIDE DOORS

See lists on previous page for availability.



CONFIGURATIONS	150 SRW				250 SRW						350 SRW						350 HD DRW	
	Regular 130		Long 148		Regular 130		Long 148		Long EL 148	Regular 130		Long 148		Long EL 148	Long EL 148			
Wheelbase (in.)	LR	MR	LR	MR	LR	MR	LR	MR	HR	HR	LR	MR	LR	MR	HR	HR	HR	HR

Side Doors

60/40 swing-out passenger-side	S		S		S		S				S		S					
Sliding passenger-side	0	S	0	S	0	S	0	S	S	S	0	S	0	S	S	S	S	S
Dual sliding		0		0		0		0	0	0				0	0	0	0	0

Engines

3.7L Ti-VCT V6	S	S	S	S	S	S	S	S	S	S	S	S	S	S	S	S	S	S
3.5L EcoBoost® V6	0	0	0	0	0	0	0	0	0	0	0	0	0	0	0	0	0	0
3.2L Power Stroke® I-5 Turbo Diesel	0	0	0	0	0	0	0	0	0	0						0	0	0

Max. Capabilities (lbs.)¹

GVWR	8,600				9,000						9,500						9,950	10,360
Payload	3,680				4,080						4,580						4,240	4,650

MAXIMUM LOADED TRAILER WEIGHT RATINGS (lbs.)¹

Engines	Regular axle			Limited-slip axle			GCWR	Roof height ²	Wheelbase		
	3.31	3.73	4.10	3.31	3.73	4.10			Regular 130"	Long 148"	Long EL 148"
3.7L Ti-VCT V6		S			0		10,800	LR / MR	5,400	5,200	–
			0		0		12,000	LR / MR	6,600	6,400	–
			S			0	12,000	HR	–	6,200	6,000
3.5L EcoBoost V6	S ³			0 ³			11,200	LR / MR / HR	5,700	5,600	5,100
		0 ⁴			0 ⁵		12,600/ 13,000 (EL)	LR / MR / HR	7,100	7,000	6,700
3.2L Power Stroke I-5 Turbo Diesel	S ³			0 ³			10,600	LR / MR / HR	4,800	4,600	4,200
		0			0		13,500	LR / MR / HR	–	7,500	7,100

¹When properly configured. Passenger and cargo capacity limited by weight and weight distribution. ²Maximum towing ratings achieved with lowest roof height available. ³Not available on DRW. ⁴Not available on HR SRW. ⁵Not available on HR SRW, with the exception of the Ambulance Prep Package.



STANDARD FEATURES

Includes all standard features, plus:

Mechanical

Frame rail extension adapters
Full-size spare wheel and tire delete
Modified Vehicle Wiring System includes modified vehicle connections for customized wiring harness provisions; requires dual heavy-duty batteries and heavy-duty alternator

Seating

2-passenger
4-way manual driver and front-passenger seats with driver's inboard armrest

Interior

AM/FM stereo with audio input jack and digital clock
Cloth headliner
Flooring - Front vinyl
Front air conditioning
Rearview mirror (Chassis Cab)

Exterior

Black grille with black surround
Headlamps - Halogen with black trim
Mirrors - Sideview delete
Rear taillamp wiring - LED-capable
Rear window (Chassis Cab)
Roof marker lamps

Safety & Security

Passenger-side front airbag¹ deactivation switch

AVAILABLE OPTIONS

Mechanical

Alternator - Heavy-duty (210-amp on diesel, 250-amp on gas)
Battery - Dual heavy-duty absorbed glass mat (AGM) (standard with diesel engine)
Battery - Single absorbed glass mat (AGM) (gas engine)
Battery guard - Programmable
Engine block heater (recommended when minimum temperature is 10°F or below; standard on diesel; optional on gas engines)
Full-size spare wheel and tire
Operator-commanded exhaust filter regeneration (diesel engine)
Operator-commanded exhaust filter regeneration with active regeneration inhibit (diesel engine)
Push-down manual parking brake (Cutaway)
Trailer brake controller (requires Trailer Wiring Provisions Package)

Driver-Assist Technology

Lane-Keeping Alert with Driver Alert System
Rain-sensing windshield wipers
SYNC® Voice Recognition Communications and Entertainment System with 4" color LCD screen in center stack, 911 Assist,® Applink,® and 1 smart-charging USB port²
SYNC 3 with 6.5" color LCD capacitive touchscreen in center stack, 911 Assist, Applink, Apple CarPlay™ compatibility, Android Auto™ compatibility, and 2 smart-charging USB ports²

Seating

Vinyl, 4-way manual driver and front-passenger seats with inboard armrests
Vinyl, 4-way manual driver and front-passenger seats with driver's inboard armrest (10,360-lb. GVWR only; deletes front-seat side airbags and side-curtain airbags)²
Vinyl, 4-way manual driver and front-passenger seats with inboard armrests (10,360-lb. GVWR only; deletes front-seat side airbags and side-curtain airbags)²
Cloth, 4-way manual driver and front-passenger seats, inboard armrests, and driver's manual lumbar
Cloth, 4-way manual driver and front-passenger seats with inboard armrests, and driver's manual lumbar (10,360-lb. GVWR only; deletes front-seat side airbags and side-curtain airbags)²
Cloth, 10-way power, heated driver and 4-way manual front-passenger seats with inboard armrests
Cloth, 10-way power, heated driver and front-passenger seats with inboard armrests
Leather-trimmed, 10-way power, heated driver and front-passenger seats with inboard armrests
Passenger seat delete (also deletes front-passenger seat side airbag and side-curtain airbag; 10,360-lb. GVWR only), vinyl, 4-way manual driver's seat only with manual lumbar and inboard armrest (Cutaway)
Passenger seat delete (also deletes front-passenger seat side airbag and side-curtain airbag), cloth, 10-way power, heated driver's seat only with manual lumbar and inboard armrest (Cutaway)

Interior

AM/FM stereo with audio input jack, Bluetooth® and USB port²
AM/FM stereo/single-CD player with audio input jack and 4" multifunction display
AM/FM stereo/single-CD player with audio input jack, 4" multifunction display and HD Radio™
AM/FM stereo/single-CD player with SYNC, message center, and leather-wrapped steering wheel with controls for audio and multifunction display
AM/FM stereo/single-CD player with SYNC, message center, HD Radio and leather-wrapped steering wheel with controls for audio and multifunction display
AM/FM stereo with SYNC 3 including Navigation System with pinch-to-zoom capability, SiriusXM® Traffic and Travel Link® with 5-year subscription,³ and HD Radio; leather-wrapped steering wheel with controls for audio and multifunction display; and Lane-Keeping Alert with Driver Alert System
SiriusXM Radio with 6-month All Access trial subscription^{2,3}
2 rear speakers (shipped with vehicle [Cutaway])²
4 rear speakers (shipped with vehicle [Cutaway])²
110V/150W AC power outlet (requires dual heavy-duty batteries)²
Auxiliary fuse panel (requires dual heavy-duty batteries and heavy-duty alternator; includes Modified Vehicle Wiring System; included with user-defined upfitter switches)
Cruise control with message center including full trip computer and engine-hour meter
Floor mats - All-weather front (requires carpeted flooring)
Flooring - Carpeted
Ford Telematics™ powered by Telogis®⁴ - Fleet tracking system (includes 1 year of subscription service)
High-capacity upfitter switches (4; requires dual heavy-duty batteries and heavy-duty alternator; includes Modified Vehicle Wiring System, customer connection point and auxiliary fuse panel)
Mirror - Rearview (Cutaway)
Vinyl-trimmed sun visors with illuminated vanity mirrors (included with Interior Upgrade Package)²

Exterior

Front license plate bracket (standard in states requiring 2 license plates and optional in all others)
Headlamps - Automatic with rain-sensing windshield wipers
LED-enabled separate stop/turn taillamps (upfitter use)
Mirrors - Short-arm, power sideview
Mirrors - Short-arm, power-folding sideview with power, heated glass and integrated turn signal indicators
Mirrors - Long-arm, power sideview
Mirrors - Long-arm, power, heated sideview with integrated turn signal indicators
Remote Start System (n/a with diesel engine)
Roof marker lamps delete (Cutaway)

Safety & Security

2 spare keys
Backup alarm⁴
Camera - Rear view (shipped with vehicle and requires upfitter installation)
MyKey® technology to help encourage responsible driving² includes Level 2 instrument cluster (requires SecuriLock® Passive Anti-Theft System and cruise control)
SecuriCode™ keyless entry keypad
SecuriLock Passive Anti-Theft System

Optional Packages^{2,5} Cutaway+Chassis Cab

Auxiliary Heater Prep Package
CNG/Propane Gaseous Engine Prep Package
Exterior Upgrade Package
Interior Upgrade Package
Premium Package
Radio Prep Package
Smoker's Package
Trailer Wiring Provisions Package

Optional Packages^{2,5} Cutaway

Ambulance Prep Package
Auxiliary Heater/AC Prep Package
Motorhome Prep Package
Multifunctional School Activity Bus Prep Package
Passenger-Side Door Delete Package
School Bus Prep Package
Shuttle Bus Prep Package

Available Fleet-Only Options

Center console delete²
Daytime running lamps
Mirrors - Short-arm, manual sideview
Orange safety belts¹
Speed limitation (65-, 70- or 75-mph governed top speed options)
Wheels - 16" white steel with mini-cap and lug nut covers (SRW)

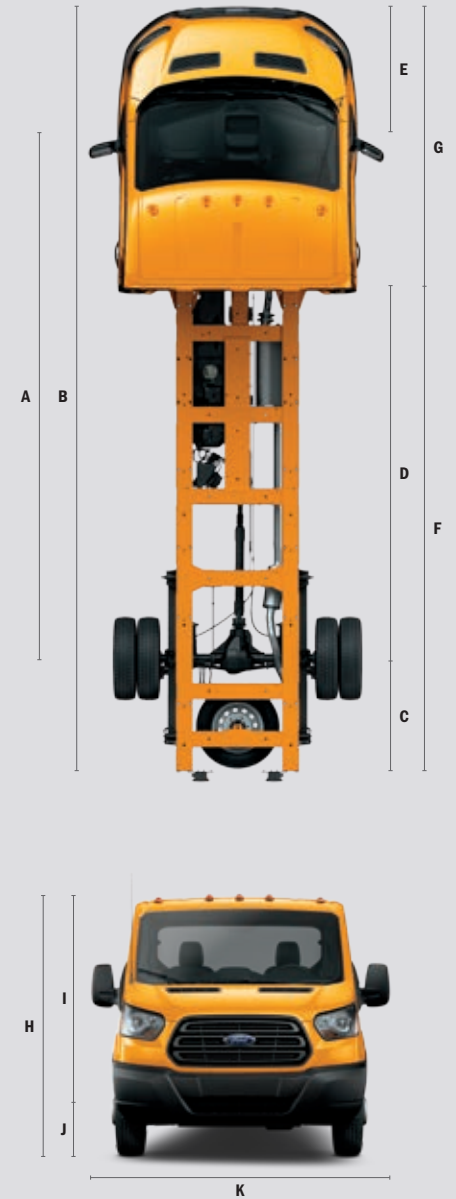


¹Always wear your safety belt and secure children in the rear seat, if equipped, and follow airbag warning label instructions. ²Restrictions may apply. See your Ford Dealer for details. ³After your trial period ends, SiriusXM audio and data services each require a subscription, sold separately, or as a package, by Sirius XM Radio Inc. See SiriusXM Customer Agreement for complete terms at www.siriusxm.com. All fees and programming subject to change. Trial subscriptions not available in AK and HI. ⁴Ford Licensed Accessory. ⁵Please see the Packages page for a detailed list of contents.



C CUTAWAY+CHASSIS CAB SPECIFICATIONS

DIMENSIONS	250 SRV		350 HD DRW		250 SRV	350 SRV	350 HD DRW		350 HD DRW	
	Regular	Regular	Regular	Regular	Long	Long	Long	Long	Long EL	
A Wheelbase (in.)	138	138	138	138	156	156	156	156	178	
Passenger capacity	2	2	2	2	2	2	2	2	2	
Cutaway (in.)										
B Overall length	223.3	223.3	223.3	223.3	241.1	241.1	241.1	241.1	263.4	
C Rear axle to end of frame or rear overhang	45.1	45.1	45.1	45.1	45.1	45.1	45.1	45.1	45.1	
D Rear of cab to rear axle	82.6	82.6	82.6	82.6	100.3	100.3	100.3	100.3	122.6	
E Front overhang	40.3	40.3	40.3	40.3	40.3	40.3	40.3	40.3	40.3	
F Rear of cab to end of frame	127.7	127.7	127.7	127.7	145.4	145.4	145.4	145.4	167.7	
G Cab length	95.7	95.7	95.7	95.7	95.7	95.7	95.7	95.7	95.7	
H Overall cab height (curb)	87.3	86.8	86.8	86.8	87.0	86.5	86.5	86.5	86.5	
I Top of frame to top of cab	61.2	61.2	61.2	61.2	61.2	61.2	61.2	61.2	61.2	
J Load height (loaded)	25.0	24.7	24.5	24.5	25.9	25.5	25.7	25.4	25.0	24.6
K Width - Excluding mirrors	80.8	83.1	83.1	83.1	80.8	80.8	83.1	83.1	83.1	
Width - Including short-arm mirrors	97.4	97.4	97.4	97.4	97.4	97.4	97.4	97.4	97.4	
Width - Including long-arm mirrors	108.1	108.1	108.1	108.1	108.1	108.1	108.1	108.1	108.1	
Front track / rear track	68.2 / 68.6	68.5 / 65.7	68.5 / 65.7	68.5 / 65.7	68.2 / 68.6	68.2 / 68.6	68.5 / 65.7	68.5 / 65.7	68.5 / 65.7	
Chassis Cab (in.)										
B Overall length	223.3	223.3	223.3	223.3	241.1	241.1	241.1	241.1	263.4	
C Rear axle to end of frame or rear overhang	45.1	45.1	45.1	45.1	45.1	45.1	45.1	45.1	45.1	
D Rear of cab to rear axle	82.6	82.6	82.6	82.6	100.3	100.3	100.3	100.3	122.6	
E Front overhang	40.3	40.3	40.3	40.3	40.3	40.3	40.3	40.3	40.3	
F Rear of cab to end of frame	127.7	127.7	127.7	127.7	145.4	145.4	145.4	145.4	167.7	
G Cab length	95.7	95.7	95.7	95.7	95.7	95.7	95.7	95.7	95.7	
H Overall cab height (curb)	87.2	86.7	86.7	86.7	86.9	86.4	86.4	86.4	86.4	
I Top of frame to top of cab	61.2	61.2	61.2	61.2	61.2	61.2	61.2	61.2	61.2	
J Load height (loaded)	24.8	24.7	24.3	24.3	25.6	25.3	25.6	25.2	24.9	24.4
K Width - Excluding mirrors	80.8	83.1	83.1	83.1	80.8	80.8	83.1	83.1	83.1	
Width - Including short-arm mirrors	97.4	97.4	97.4	97.4	97.4	97.4	97.4	97.4	97.4	
Width - Including long-arm mirrors	108.1	108.1	108.1	108.1	108.1	108.1	108.1	108.1	108.1	
Front track / rear track	68.2 / 68.6	68.5 / 65.7	68.5 / 65.7	68.5 / 65.7	68.2 / 68.6	68.2 / 68.6	68.5 / 65.7	68.5 / 65.7	68.5 / 65.7	
Interior - Cutaway & Chassis Cab (in.)										
Head room	44.9	44.9	44.9	44.9	44.9	44.9	44.9	44.9	44.9	
Leg room (max.)	41.3	41.3	41.3	41.3	41.3	41.3	41.3	41.3	41.3	
Hip room	60.7	60.7	60.7	60.7	60.7	60.7	60.7	60.7	60.7	
Shoulder room	67.9	67.9	67.9	67.9	67.9	67.9	67.9	67.9	67.9	



CONFIGURATIONS	250 SRW		350 SRW		350 HD DRW			350 HD DRW		
	Regular	Long	Regular	Long	Regular	Long	Long EL	Regular	Long	Long EL
Wheelbase (in.)	138	156	138	156	138	156	178	138	156	178

Engines										
3.7L Ti-VCT V6	S	S	S	S	S	S	S	S	S	S
3.2L Power Stroke® I-5 Turbo Diesel	O	O	O	O	O	O	O	O	O	O


Max. Capabilities (lbs.)¹										
GVWR	9,000		9,500		9,950			10,360		
Payload	4,850		5,350		5,610			6,020		

MAXIMUM LOADED TRAILER WEIGHT RATINGS (lbs.) ¹	Regular axle		Limited-slip axle		GCWR	Wheelbase		
	3.73	4.10	3.73	4.10		Regular 138"	Long 156"	Long EL 178"
Engines								
3.7L Ti-VCT V6		S		O	12,000	6,800	6,600	6,200
3.2L Power Stroke I-5 Turbo Diesel	S		O		13,500	7,500	7,500	7,100

Android, Android Auto, Google, Google Maps, Waze and logos are trademarks of Google Inc. Apple, Apple CarPlay, Apple Music, iPhone and Siri are trademarks of Apple Inc., registered in the U.S. and other countries. "HD Radio" and the HD Radio logo are proprietary trademarks of iBiquity Digital Corporation. Masterack is a registered trademark of Leggett & Platt Commercial Vehicle Products Company. PANDORA, the PANDORA logo, and the Pandora trade dress are trademarks or registered trademarks of Pandora Media, Inc. Used with permission. Sirius, XM and all related marks and logos are trademarks of Sirius XM Radio Inc. Spotify is a registered trademark of Spotify AB, Sweden. The Bluetooth word mark is a trademark of the Bluetooth SIG, Inc.

Comparisons based on competitive models excluding other Ford vehicles (class is Full-Size Vans based on Ford segmentation), publicly available information and Ford certification data at time of release. Vehicles may be shown with optional and aftermarket equipment. Features may be offered only in combination with other options or subject to additional ordering requirements/limitations. Dimensions and capacity ratings shown may vary due to optional features and/or production variability. Information is provided on an "as is" basis and could include technical, typographical or other errors. Ford makes no warranties, representations, or guarantees of any kind, express or implied, including but not limited to, accuracy, currency, or completeness, the operation of the information, materials, content, availability, and products. Ford reserves the right to change product specifications, pricing and equipment at any time without incurring obligations. Your Ford Dealer is the best source of the most up-to-date information on Ford vehicles. Body manufacturers are responsible for compliance certification of the completed vehicle. The Ford New Vehicle Limited Warranty and any government certification made by Ford shall cover only the vehicle as manufactured by Ford and shall not extend to any addition, modification or change of or to the vehicle by the Ford Authorized Pool Account.





FORD ACCESSORIES

Transit 250 MR LWB Cargo Van in Blue Jeans accessorized with keyless entry keypad, roof rack system, heavy-duty splash guards with stainless steel inserts, hood protector by Lund^{®1}, front wheel-well liners, side window deflectors by EGR[‡] and 16" Silver-styled wheel covers

accessories.ford.com

Exterior

- Hood protector¹
- Roof racks
- Side window deflectors¹
- Splash guards
- Step bars
- Trailer hitch (A)
- Trailer towing accessories

Interior

- Ash cup/coin holders
- Cargo area illumination
- Cargo liner
- Cargo organizers and protectors
- Carpeted cargo mat (B)
- Carpeted floor mats
- First aid and roadside assistance kits¹
- Floor liners (C)
- Heavy-duty rear scuff plate¹
- Interior light kit
- Interior rear window grilles
- Protective seat covers¹
- Tablet cradle¹

Electronics

- Ford Telematics^{TM1}
- Keyless entry keypad
- Remote start systems (D)
- Vehicle Security System
- Warning sensor systems¹

Wheels

- 16" Silver-styled wheel covers
- Stainless steel wheel covers¹
- Wheel lock kit
- Wheel well liners

New Vehicle Limited Warranty. We want your Ford Transit ownership experience to be the best it can be. Under this warranty, your new vehicle comes with 3-year/36,000-mile bumper-to-bumper coverage, 5-year/60,000-mile Powertrain Warranty coverage, 5-year/60,000-mile safety restraint coverage, and 5-year/unlimited-mile corrosion (perforation) coverage – all with no deductible. The Ford 3.2L PowerStroke® I-5 Turbo Diesel engine gets 5-year/100,000-mile warranty coverage. Please ask your Ford Dealer for a copy of this limited warranty.

Roadside Assistance. Covers your vehicle for 5 years or 60,000 miles, so you have the security of knowing that help may be only a phone call away should you run out of fuel, lock yourself out of the vehicle or need towing. Your Ford Dealer can provide complete details on all of these advantages.

Ford Commercial Vehicle Center. Each of the 678 dealerships in our Commercial Vehicle Center (CVC) network is committed to providing quality commercial-oriented products and service, as well as special financing and billing arrangements, to businesses that rely on Ford products. As a CVC customer, your business vehicles receive priority service at your CVC dealership to help get your vehicle back on the road quickly.

Financial Services. Our commercial purchase plans and lines of credit offer attractive rates, negotiable terms and business-friendly options. If you prefer to lease, our CommercialLeaseSM programs offer a wide variety of package options to meet your needs. For additional information, please visit our website at fordcredit.com/comlend.

Ford Credit. Get the ride you want. Whether you plan to lease or finance, you'll find the choices that are right for you at Ford Credit. Ask your Ford Dealer for details or check us out at fordcredit.com.

Ford Protect Extended Service Plans. Whether you purchase or lease your Ford vehicle, insist on genuine Ford Protect extended service plans. Ford Protect has a variety of plans to give you peace-of-mind protection whether you want vehicle component or maintenance coverage. Plus, they are fully backed by Ford and honored at all Ford dealerships in the U.S., Canada and Mexico. When you visit your dealer, insist on genuine Ford Protect extended service plans.

Insurance Services. Get Ford Motor Company quality in your auto insurance. Our program offers industry-leading benefits and competitive rates. Call 1-877-367-3847, or visit us at fordvip.com for a no-obligation quote. Insurance offered by American Road Services Company (in CA, American Road Insurance Agency), a licensed agency and subsidiary of Ford Motor Company.

Ford Original Accessories. They're warranted for whichever provides you the greatest benefit: 24 months/unlimited mileage, or the remainder of your Bumper-to-Bumper 3-year/36,000-mile New Vehicle Limited Warranty. Ford Licensed Accessories (FLA) are warranted by the accessory manufacturer's warranty. FLA are designed and developed by the accessory manufacturer and have not been designed or tested to Ford Motor Company engineering requirements. Contact your Ford Dealer for details and/or a copy of all limited warranties.

¹Ford Licensed Accessory.