

NEW 2020

# TRANSIT

PASSENGER VAN | CARGO VAN + CREW VAN | CUTAWAY + CHASSIS CAB





## BUILT TO BE SMARTER THAN EVER.

Ford has been America's best-selling commercial van brand for 40 years.<sup>1</sup> Clearly, we're dedicated to Built Ford Tough.<sup>®</sup> We're also dedicated to innovating. Helping to improve the way you do business and live life. That's why we're introducing the new 2020 Transit featuring available new Intelligent All-Wheel Drive, your choice of 2 available engines, a class-exclusive<sup>2</sup> new 10-speed automatic transmission, and new interior designs. Newly available Ford Co-Pilot360™ Technology<sup>3</sup> includes Pre-Collision Assist with Automatic Emergency Braking, BLIS<sup>®</sup> (Blind Spot Information System) with Cross-Traffic Alert and Trailer Coverage, and much more. The bottom line: This is the smartest Transit ever.

BUILT *Ford* PROUD

PV

### PASSENGER VAN

Transit Passenger Van starts with new front-end styling. An available new power-sliding passenger-side door (coming Spring 2020) eases access to available seating for up to 15. Plus, new instrument panel designs help put you comfortably in command.

CV

### NEW CREW VAN + CARGO VAN

With the addition of Crew Van, Transit offers a best-in-class variety of model configurations – more than ever before. Cargo Van offers you an available max. cargo volume of 487.3 cu. ft.<sup>4</sup> or an available max. payload capacity of 4,550 lbs.<sup>5</sup>

CC

### CUTAWAY + CHASSIS CAB

Transit Cutaway offers several available new features, including a new grille design, fog lamps and HID headlamps. Chassis Cab also gets a new grille design. Both trucks offer an available GVWR of up to 11,000 lbs.<sup>6</sup> with the available 3.5L EcoBoost<sup>®</sup> V6 engine.

**T-350 HD Passenger Van XLT AWD HR Extended Length DRW in Agate Black. T-250 Cargo Van 3.5L PFDi V6 MR Long Length in Diffused Silver.** (Max. Payload 3,780 lbs., Max. Cargo Volume 400.5 cu. ft.) **T-350 HD Cutaway 3.5L PFDi V6 Regular Length in Oxford White.** (Max. GVWR 9,950 lbs.) **All shown with available equipment.** <sup>1</sup>Based on the total U.S. reported sales (1979-2018 CY). Includes Ford E-Series, formerly called Econoline, Van and Chassis; Club Wagon; Transit Connect Cargo Van and Passenger Wagon; and Transit Cargo Van, Passenger Van and Chassis. <sup>2</sup>Class is Full-Size Vans based on Ford segmentation. Excluding other Ford vehicles. <sup>3</sup>Driver-assist features are supplemental and do not replace the driver's attention, judgment and need to control the vehicle. <sup>4</sup>Max. cargo of 487.3 cu. ft. on Cargo Van HR Extended Length (not shown). <sup>5</sup>Max. Payload of 4,550 lbs. on T-350 HD Cargo Van HR Extended Length with 3.5L PFDi V6 and required equipment (not shown). <sup>6</sup>Max. GVWR of 11,000 lbs. on T-350 HD Cutaway Regular Length with 3.5L EcoBoost and required equipment (not shown).

NOTE: Maximum payload and GVWR capabilities shown throughout this brochure are for properly equipped base vehicles with required equipment and a 150-lb. driver and vary based on cargo, vehicle configuration, accessories and number of passengers. See label on door jamb for carrying capacity of a specific vehicle. Cargo and load capacity limited by weight and weight distribution. Payload and GVWR are independent attributes and may not be achieved simultaneously. For additional information, see your Ford Dealer. Vehicles throughout this brochure may be shown with optional and aftermarket upfit equipment.



## ALWAYS ON: ALL-WHEEL DRIVE.

Changes in the weather don't always have to change your itinerary – especially if you have the confident capability of the 2020 Transit with available new Intelligent All-Wheel Drive (AWD). In Normal mode, the AWD system continuously monitors and optimizes torque output with the capability of sending up to 100% of available torque to the front wheels to help prevent slipping on loose surfaces. Using the Selectable Drive Modes, you can also engage Mud/Ruts or Slippery modes to help increase the AWD system's capability for traveling in challenging conditions. Plus, we integrated this system into the vehicle's development early on to ensure it does not raise the load floor or seat height, so Transit AWD models are as easy to enter and exit as rear-wheel-drive models – which means less work and more fun for you.

**T-150 Passenger Van XLT AWD MR Regular Length in Green Gem with available equipment.**

Try to avoid water higher than the bottom of the hubs and proceed slowly. Refer to your owner's manual for detailed information regarding driving through water.



NEW INTELLIGENT AWD MODELS

SELECTABLE DRIVE MODES:  
NORMAL • ECO • SLIPPERY • TOW/HAUL  
• MUD/RUTS (AWD)

LIMITED-SLIP REAR AXLE

Available



**NEW AUTO START-STOP**

Included with the available 3.5L EcoBoost® engine, Auto Start-Stop Technology can help reduce fuel consumption and vehicle emissions during city driving. When your vehicle comes to a stop and is idle, the engine automatically shuts off and then seamlessly restarts when you step on the accelerator or when your foot leaves the brake pedal.

**NEW 31-GAL. FUEL TANK**

Want to minimize the number of times you have to stop and refuel? You can opt for an available 31-gal. extended-range fuel tank on Transit Long and Extended Length models.

**NEW HEAVY-DUTY FRONT AXLE**

Designed for upfits that require a front gross axle weight rating (GAWR) of up to 4,630 lbs., an available heavy-duty front axle can be ordered on vans with a GVWR over 8,550 lbs. and is included with available Intelligent AWD.

T-350 HD Passenger Van XLT HR Extended Length DRW in Ingot Silver with available and aftermarket equipment.

**POWER THAT WORKS WITH YOUR PRIORITIES.**

Transit offers you a choice of V6 powertrains, both featuring a new 10-speed transmission designed to help make them more functionally efficient than their predecessors. The 10-speed brings with it a wide span of gear ratios, off-the-line performance, and low engine speeds while highway cruising. Smart Acceleration Truncation (available on Fleet models only) is a patented Ford technology that adjusts performance in part laden and unladen conditions to help reduce fuel usage. Plus, new Eco mode is designed to help you drive when conserving fuel is on your mind.

[ NEW 3.5L PFDi V6 ]

**MORE POTENT – STANDARD**


The new 3.5L PFDi V6 engine produces more horsepower and torque per liter than the outgoing standard engine. It also features a naturally aspirated, dual-injection system that utilizes both port fuel and direct injection. Two injectors per cylinder – one mounted in the intake port and another inside the cylinder – enable a higher compression ratio per cylinder, which improves output and combustion efficiency.

[ 3.5L ECOBOOST V6 ]

**BUILT TO HELP YOU HAUL**

A twin-turbocharged, direct-injection workhorse, the available 3.5L EcoBoost V6 offers you best-in-class gas engine torque of 400 lb.-ft. It also features an aluminum block, aluminum cylinder heads, and a dual-overhead camshaft design.

MAX. TORQUE (LB.-FT.)  
MAX. HORSEPOWER



The new 10-speed SelectShift® automatic features real-time adaptive shift-scheduling algorithms engineered to help it use the right gear at the right time, including skip-shift and direct downshift capability. Progressive Range Select lets you define its operating range when in Drive. Activating the available tow/haul mode reduces gear hunting, helps to improve power delivery and uses engine braking to help control vehicle speed when descending hills. Plus, you can shift gears for yourself using SelectShift operation. The 2020 Transit is designed to put you in control.

## FORD CO-PILOT360™ TECHNOLOGY READY WITH AN ASSIST.

From the driveway to the highway, our standard and available driver-assist features<sup>1</sup> are designed to help you feel confidently in command. Even more inspiring: the 2020 Ford Transit offers more smart technology than ever before – it's the smartest Transit ever.

### FORD CO-PILOT360



#### PRE-COLLISION ASSIST WITH AUTOMATIC EMERGENCY BRAKING

We should all drive defensively. By scanning the road ahead, this feature can alert you to potential collisions with vehicles or pedestrians detected in your path. If an impact is imminent and you don't take action, brakes can apply automatically.<sup>2</sup> It's designed to only activate when needed.

*Standard on every 2020 Transit*



#### BLIS® WITH TRAILER COVERAGE AND CROSS-TRAFFIC ALERT

Changing lanes demands your full attention. BLIS (Blind Spot Information System) can help by not only alerting you to vehicles detected in your blind spots, but also alerting you when vehicles are detected alongside your trailer. Cross-Traffic Alert helps by detecting and alerting you to traffic behind your vehicle as you're slowly backing up.

*Standard on Passenger Van XLT;  
Available on Passenger Van XL, Cargo Van and Crew Van*



#### LANE-KEEPING SYSTEM

It happens. Listening to your favorite podcast, you wander too close to your lane's edge. Our Lane-Keeping System<sup>3</sup> can help during a moment of distraction. If you drift out of your lane, it directs you with steering wheel torque to return, and can also alert you through vibration pulses. Stray a few times and a coffee cup icon lets you know it's time for a break.

*Standard on every 2020 Transit*



#### AUTO HIGH-BEAM HEADLAMPS

Sound familiar? You turn on high beams entering a dark stretch of road – then forget to turn them off as traffic approaches. Auto High-Beam Headlamps can detect poor lighting and switch them on for you. They can also sense oncoming headlamps and dim automatically for other drivers.

*Standard on every 2020 Transit*



#### REAR VIEW CAMERA WITH TRAILER HITCH ASSIST

Backing up requires a little multitasking. Our Rear View Camera helps by providing a great view of what's behind your vehicle, helping you navigate Reverse with more confidence. It also helps when you're lining up a trailer.

*Standard on Passenger Van, Cargo Van and Crew Van;  
Available on Cutaway and Chassis Cab*



### ADDITIONAL TECHNOLOGY



#### ENHANCED ACTIVE PARK ASSIST

Never pass up a potential parking space again. Enhanced Active Park Assist makes it easy to park time after time – even in tight parallel or reverse perpendicular spots. Its sensors not only detect an appropriate spot, the system steers the vehicle into it while you control the brake, accelerator and shifter. It can provide assistance as you pull out of a parallel spot as well.

*Available on Passenger Van, Cargo Van and Crew Van*



#### ADAPTIVE CRUISE CONTROL

Get help keeping pace on your journey. Adaptive Cruise Control can maintain your selected speed and preset gap from the vehicle in front of you. If it detects traffic ahead slowing, your vehicle slows. When things clear, it can resume your set speed.

*Available on every 2020 Transit*



#### FRONT AND REAR SPLIT-VIEW CAMERAS

Maneuvering crowded urban streets can be nerve wracking. This technology helps by supplying a 180-degree view in front of or behind your Transit. It lets you see to the left and right before you have a line of sight, displaying a view around corners and out of parking spots as you slowly proceed.

*Available on every 2020 Transit*



#### POST-COLLISION BRAKING

We all try to avoid collisions, but sometimes they happen. Post-Collision Braking can potentially lessen the severity of a secondary collision by automatically applying moderate brake pressure when an initial collision event is detected. By slowing the vehicle, additional damage or injury to the occupants can potentially be lessened, especially if the driver is not able to apply the brakes themselves due to the circumstances.

*Standard on every 2020 Transit*



#### ADJUSTABLE SPEED LIMITING DEVICE

Breaking the speed limit is illegal and dangerous. It can also be costly. With the Adjustable Speed Limiting Device, Transit drivers can manually set a maximum vehicle speed to help prevent them from exceeding speed limits.

*Standard on Passenger Van XLT;  
Available on Passenger Van XL, Cargo Van, Crew Van, Cutaway and Chassis Cab*

**Available equipment shown.** <sup>1</sup>Driver-assist features are supplemental and do not replace the driver's attention, judgment and need to control the vehicle. <sup>2</sup>Pre-Collision Assist with Automatic Emergency Braking can detect pedestrians, but not in all conditions and does not replace safe driving. See owner's manual for system limitations. <sup>3</sup>Lane-Keeping System does not control steering.



USB PORT



ALL-NEW  
INSTRUMENT  
PANEL DESIGN

Get a fresh perspective on your drive in the new Transit. The redesigned interior features a harmonious color palette with tones of Gray and Ebony accentuating the driver-centric layout. Convenient buttons on the new steering wheel make it easy to adjust your audio, set your available Adaptive Cruise Control and so much more. You'll also appreciate thoughtful details like plenty of storage bins and cupholders. Campers, delivery pros and others are sure to enjoy the available new swivel driver and front-passenger seats on Cargo Vans and Cutaways. Plus, standard electric power-assisted steering (EPAS) is designed to provide a light, responsive steering feel at lower speeds, and at higher speeds delivers less steering assist for confident control.

AVAILABLE

<b>HEATED 1ST-ROW SEATS</b>	<b>NEW SWIVEL DRIVER AND FRONT- PASSENGER SEATS</b>	<b>FRONT AND REAR SPLIT-VIEW CAMERAS</b>
-------------------------------------	---	--

# YOUR TECH, YOUR WAY.

With available seating for up to 15 and Wi-Fi hotspot capability, Ford Transit welcomes a vast array of smartphones, tablets, gaming systems and computers along for the ride. Plus, you can tap into the best in music, sports, comedy, news and talk with available SiriusXM® inside your vehicle and on the go, with a 6-month All Access trial subscription.<sup>1</sup> With our available Voice-Activated Touchscreen Navigation System, you'll also enjoy a 5-year subscription<sup>1</sup> to SiriusXM Traffic and Travel Link® services.

## COMMAND IT

With your voice and your choice of display. Available SYNC® 3 voice-activated technology<sup>2</sup> connects your tech with your Transit. Available SYNC 3 AppLink®<sup>3</sup> (shown) gives you voice control of compatible mobile apps like Waze™ and Ford+Alexa.<sup>4</sup> To see your phone's familiar interface on the big screen, take advantage of compatibility with Apple CarPlay®<sup>5</sup> for your iPhone®, or Android Auto™<sup>5</sup> for your Android™ smartphone.



## CONTROL IT

Monitor and control your vehicle in incredibly powerful ways using the FordPass™ App alone or with FordPass Alexa Skill<sup>6</sup> or FordPass Action through Google Assistant™ when equipped with FordPass Connect™.<sup>7</sup> Complimentary remote features let you start, lock and unlock your vehicle from just about anywhere, including right from your wrist with your Apple Watch®. Use your app to find your vehicle, schedule starts, find parking<sup>8</sup> and check fuel and fluid levels. When you need important vehicle information, like Vehicle Health Alerts, service history and Warranty info, the FordPass App puts it at your fingertips. And, when it's time to bring your vehicle in for service, the app makes scheduling easy. Enjoy access to convenient services like Key by Amazon In-Car Delivery<sup>9</sup> and peace of mind knowing roadside assistance is just a call or e-request away.<sup>10</sup>



## CONNECT IT

With in-vehicle Wi-Fi. Before the mud dries on your boots, you and your friends can be posting pics and videos through FordPass Connect<sup>7</sup> with 4G LTE Wi-Fi hotspot capability. Its powerful antenna provides the ability to connect up to 10 devices at once<sup>11</sup> – inside of Transit and up to 50' away.



SYNC® AppLink®

**Available equipment shown.** <sup>1</sup>All SiriusXM services require a subscription, sold separately by SiriusXM after the trial period. Fees and taxes apply. See SiriusXM Customer Agreement for complete terms at [www.siriusxm.com](http://www.siriusxm.com). All fees, content and features are subject to change. Traffic information not available in all markets. SiriusXM satellite service for 2020 model-year Ford vehicles is not available in Puerto Rico; SiriusXM streaming service is available for purchase. <sup>2</sup>Don't drive while distracted. Use voice-operated systems when possible; don't use handheld devices while driving. Some features may be locked out while the vehicle is in gear. Not all features are compatible with all phones. <sup>3</sup>Commands may vary by phone and AppLink software. <sup>4</sup>Waze is available via iPhone with SYNC 3 and on Android Auto. Commands may vary by phone and AppLink software. Alexa requires available SYNC 3 AppLink. Certain Alexa functionality is dependent on smart phone and home technology. Don't drive while distracted or while using handheld devices. Use voice controls. Some features may be locked out while the vehicle is in gear. <sup>5</sup>Requires device with active data service and compatible software. SYNC does not control 3rd-party products while in use. 3rd parties are solely responsible for their respective functionality. <sup>6</sup>Don't drive while distracted or while using handheld devices. Use voice controls. Certain Alexa functionality is dependent on smart phone and home technology. <sup>7</sup>At purchase, the FordPass Connect modem is connected and sending vehicle data (e.g., diagnostics) to Ford. To disable, or for more information, see in-vehicle connectivity settings. Learn more at [www.FordConnected.com](http://www.FordConnected.com). FordPass Connect (optional on select vehicles), the FordPass App, and complimentary Connected Service are required for remote features (see FordPass Terms for details). Connected service and features depend on compatible AT&T network availability. Evolving technology/cellular networks/vehicle capability may limit functionality and prevent operation of connected features. Connected service excludes Wi-Fi hotspot. <sup>8</sup>In select cities. <sup>9</sup>FordPass App, compatible with select smartphone platforms, is available via a download. FordPass Connect service required (see FordPass Terms for more information). Message and data rates may apply. Check your availability at <https://amzn.to/2JnYmtz>. <sup>10</sup>Roadside assistance is included for certain owners and available to everyone for a per-service fee. <sup>11</sup>Don't drive while distracted or while using handheld devices. Use voice controls.



## BUILT FOR ALL KINDS OF CREWS.

Whether you're part of an extended family or have other reasons to welcome lots of passengers, the new 2020 Transit Passenger Van is designed to help meet your needs. Seating fits from 2 up to 15 people with lots of options in between, and USB ports are available in up to 4 rows. Select from available new Dark Palazzo Gray vinyl or cloth, or new Ebony cloth or available leather trim. You also get a choice of 3 roof heights. Low Roof (LR) is designed to fit in most garages. Medium Roof (MR) helps make loading and unloading easy. High Roof (HR) interior height lets people up to 6'4" tall walk comfortably to their seats.

- SEATING FOR UP TO 15**  
Available

---

- NEW HID HEADLAMPS**  
Available

---

- 3 ROOF HEIGHTS**



PV



**12**

SEATING CONFIGURATIONS  
Available



MAX. CARGO HEIGHT  
**77.0"**  
(HR Extended Length)

MAX. SHOULDER ROOM  
**71.4"**  
(HR Extended Length)

MAX. CARGO CAPACITY BEHIND 5TH-ROW SEATS  
**100.5** CU. FT.  
(HR Extended Length)

**EMPOWERED TO EASE YOUR DRIVE.**

AVAILABLE

**POWER-SLIDING PASSENGER-SIDE DOOR**  
Coming Spring 2020

**POWER RUNNING BOARD**

**POWER, HEATED SIDEVIEW MIRRORS**

T-350 HD Passenger Van XLT AWD HR Extended Length DRW in Blue Jeans with available equipment.



## BUILT TO HELP YOU DELIVER.

Introducing a hardworking new addition to the Transit lineup: Crew Van. Designed with a versatile mix of seating for 5 people and plenty of cargo space, Crew Van features a 3-passenger 2nd-row bench seat, rugged vinyl flooring, rear-cargo-door and 2nd-row window glass, a fixed passenger-side running board and more. Crew Van and Cargo Van both offer your choice of wheelbases, body lengths, roof heights and engines – giving you the flexibility to work the way you want. For extra-wide cargo access, choose the available 253° swing-out rear cargo doors. On Cargo Van, you can also get available heavy-duty cargo flooring (replaces available rear vinyl flooring when ordered with select packages) that includes a heavy-duty scuff plate kit installed by your dealership or upfitter.

**LOAD AREA  
PROTECTION  
PACKAGE<sup>1</sup>**

**REAR  
CARGO LIGHT  
SWITCH**

**D-PILLAR  
ASSIST HANDLES**  
Available



**3**  
BODY  
LENGTHS

REGULAR  
LONG  
EXTENDED LENGTH

**3**  
ROOF  
HEIGHTS

HIGH (HR)  
MEDIUM (MR)  
LOW (LR)

**NEW**  
**CREW VAN**  
WITH 2ND-ROW  
SEATING

**BEST-IN-CLASS**  
**81.5"**  
MAX. AVAILABLE  
CARGO HEIGHT  
CREW VAN & CARGO VAN

(HR Extended Length, not shown)

**2**  
ENGINE  
OPTIONS

### CARGO VOLUME

**383.8** CU. FT.  
CREW VAN

**487.3** CU. FT.  
CARGO VAN

(Both require HR Extended Length,  
not shown)

MAX. AVAILABLE

### PAYLOAD

**4,230** LBS.  
CREW VAN

**4,550** LBS.  
CARGO VAN


(Both require HR Extended Length  
and 3.5L PFDi V6, not shown)

### GVWR

**10,360** LBS.  
CREW VAN &  
CARGO VAN

(Both require HR Extended Length  
and 3.5L EcoBoost® V6, not shown)


**T-250 Crew Van MR Long Length in Ingot Silver with 3.5L EcoBoost and available equipment.** (Max. Cargo Volume 400.5 cu. ft., Max. Payload 3,350 lbs., Max. Cargo Height 72.0," Max GVWR 9,070 lbs.) Maximum payload capability is for properly equipped base vehicles with required equipment and a 150-lb. driver and vary based on cargo, vehicle configuration, accessories and number of passengers. See label on door jamb for carrying capacity of a specific vehicle. <sup>1</sup>Available on Cargo Van only.



GPS tracking and geofencing capabilities can help you keep track of the vehicles in your fleet.



Proactive notifications and vehicle health alerts help you schedule services in advance.



Driver compliance warnings can help protect your staff, vehicles and operation.



Vehicle fuel usage monitoring can help you identify areas of waste and their causes.



Driver behavior insights identify opportunities for you to reduce waste and improve compliance.

## YOUR BUSINESS, YOUR EDGE.

Get help optimizing your fleet with Ford Telematics™ fleet management software from Ford. How does it work? Your vehicles produce informative data from each journey. This data, driven through Ford Telematics, helps you effortlessly monitor your vehicles to understand where they go, how they're used and how well they're running. These actionable insights can help give you more time to focus on the rest of your business. You can also use Ford Data Services™ to access Ford generated vehicle data with other fleet systems or telematics service providers. We can help you get the data you need the way you prefer.

Learn more at [www.commercialsolutions.ford.com](http://www.commercialsolutions.ford.com)



## UPFITS FOR LIFE.

Your needs are unique. Which is why we offer a full lineup of Built Ford Tough® Transit vans with the modern practicality and exceptional versatility to empower your lifestyle. Control up to 4 different aftermarket items such as a compressor, a wheelchair lift and more with centrally located available upfitter switches. You can also choose from 12 available vocation-specific upfit ship-thrus – which are within 15 miles of the Kansas City Assembly Plant where Transit is built<sup>1</sup> – for prompt delivery.

Explore your options at [www.fordupfits.com](http://www.fordupfits.com)

WORK VEHICLES

ACCESSIBILITY SOLUTIONS

MOTORHOMES AND MORE



## STANDARD FEATURES

### MECHANICAL

25-gallon fuel tank
70-amp-hr battery (3.5L PFDi V6); 70-amp-hr absorbed glass mat battery (AGM) (3.5L EcoBoost® V6)
250-amp alternator
Auxiliary fuel port
Electric power-assisted steering (EPAS)
Power 4-wheel disc brakes with Anti-Lock Brake System (ABS)
Single-note horn
Suspension - Front: independent MacPherson-strut and stabilizer bar; rear: leaf springs and heavy-duty gas shock absorbers

### FORD CO-PILOT360™ TECHNOLOGY

Auto High-Beam Headlamps
Automatic Rain-Sensing Windshield Wipers
Hill Start Assist
Lane-Keeping System
Post-Collision Braking
Pre-Collision Assist with Automatic Emergency Braking (AEB) including Pedestrian Detection and Forward Collision Warning
Side-Wind Stabilization

### CONNECTIVITY & ENTERTAINMENT

Bluetooth® functionality
FordPass Connect™ <sup>1</sup> with 4G LTE Wi-Fi hotspot capability (enables FordPass™ app <sup>2</sup> features when activated)
12V powerpoints, 2 in front
Accessory delay

### INTERIOR

Driver and front-passenger sun visors
Front dome light with map lights and theater-dimming feature
Front overhead shelf (MR/HR models)
Grab handle on passenger-side A-pillar
Lockable glove box
Polyurethane steering wheel with tilt/telescoping column
Power door locks with autolock
Rearview mirror (requires rear-door glass)
Remote Keyless Entry System with 2 key fobs
Selectable Drive Modes (Normal, ECO, Slippery, Mud/Ruts (AWD), Tow/Haul)
Speedometer (mph/kph), tachometer, and coolant temperature and fuel level gauges
Windows - Power front

### EXTERIOR

Bodyside moldings - Carbon Black
Easy Fuel® capless fuel filler
Front fender-mounted antenna
Roof marker lamps (DRW)
Solar-tinted glass
Variable-intermittent windshield wipers

### SAFETY & SECURITY

3-point safety belts for all seating positions
Driver and front-passenger front airbags <sup>3</sup>
Front-seat side airbags <sup>3,4</sup>
Safety Canopy® side-curtain airbags <sup>3,4</sup>
AdvanceTrac® with RSC® (Roll Stability Control™)
SecuriLock® Passive Anti-Theft System
SOS Post-Crash Alert System™
Tire Pressure Monitoring System (excludes spare)

### FLEET ONLY

Ford Telematics™ fleet management software
--

## PACKAGES

● STANDARD ○ AVAILABLE

**AMBULANCE PREP PACKAGE:**<sup>7</sup> dual AGM batteries, dual alternators, limited-slip rear axle, fixed side- and rear-door glass, Modified Vehicle Wiring System, select 3.73 rear axle (standard on MR) or select 4.10 rear axle (standard on 3.5L V6 HR Cargo Van; optional on 3.5L V6 MR Cargo Van), front license plate bracket, dual-note horn, and auxiliary fuse panel with high-spec interface connector

○ Cargo Van

**AUXILIARY HEATER/AC PREP PACKAGE:**<sup>7</sup> requires aftermarket upfit of a rear climate control system

○ All

**AUXILIARY HEATER PREP PACKAGE:**<sup>7</sup> requires aftermarket upfit of a rear climate control system

○ All

**BUILDER'S PREP PACKAGE:**<sup>7</sup> Modified Vehicle Wiring System; vinyl front floor covering on XL, carpeted on XLT; package deletes rear floor covering, rear seat rails and fasteners, rear seats and safety belts

○ Passenger Van

**EXTERIOR UPGRADE PACKAGE:**<sup>7</sup> 16" steel wheels with full silver wheel covers (XL/XLT SRW), and chrome headlamp bezels, grille and grille surround

● Passenger Van XLT

○ Cargo Van, Crew Van, Cutaway and Chassis Cab

**HEAVY-DUTY TRAILER TOW PACKAGE:** trailer wiring provisions, 4-/7-pin connector, frame-mounted hitch receiver, and tow/haul mode

○ Passenger, Cargo and Crew Vans

**INTERIOR UPGRADE PACKAGE:**<sup>7</sup> Dark Palazzo Gray cloth driver and front-passenger seats with inboard armrests and driver's manual lumbar; illuminated visor mirrors; vinyl front and rear flooring; Load Area Protection Package; and cruise control

○ Cargo Van

**LOAD AREA PROTECTION PACKAGE:**<sup>7</sup> complete rear polypropylene panels on side walls and doors, and vinyl front and rear floor covering

○ Cargo Van

**MODIFIED VEHICLE WIRING SYSTEM:** modified vehicle connections for customized wiring harness provisions (requires dual AGM batteries)

● Cutaway and Chassis Cab

○ Passenger, Cargo and Crew Vans

**SMOKER'S PACKAGE:** cigarette lighter and ash cup

○ All

**TOW/HAUL MODE WITH TRAILER WIRING PROVISIONS PACKAGE:** trailer wiring harness, Trailer Sway Control, tow/haul mode, 4-/7-pin connector assembly and rear jumper

○ All

**UPFITTER PACKAGE:**<sup>7</sup> Modified Vehicle Wiring System, dual AGM batteries, high-capacity upfitter switches, large center console, and auxiliary fuse panel with high-spec interface connector

○ All

## ENGINES

	3.5L PFDi V6	3.5L EcoBoost® V6 with Auto Start-Stop Technology
Configuration	DOHC	DOHC
Fuel injection	Dual injection	Direct-injection
Induction system	Naturally aspirated	Twin-turbocharged; intercooled
Cylinders	6	6
Cylinder heads	Aluminum	Aluminum
Block material	Aluminum	Aluminum
Bore/stroke	3.64"/3.41"	3.64"/3.41"
Compression ratio	11.8:1	10.0:1
Transmission	10-speed SelectShift® automatic	10-speed SelectShift automatic
Horsepower <sup>5</sup>	275 @ 6,500 rpm	310 @ 5,000 rpm <sup>6</sup>
Torque <sup>5</sup>	262 lb.-ft. @ 3,750 rpm	400 lb.-ft. @ 2,500 rpm <sup>6</sup>
Recommended fuel	Regular unleaded gas	Regular unleaded gas
Availability	Standard	Optional

## KEY

LR - Low Roof  
MR - Medium Roof  
HR - High Roof

Regular - Regular Length  
Long - Long Length  
Extended - Extended Length

SRW - Single Rear Wheel  
DRW - Dual Rear Wheel  
RWD - Rear-Wheel Drive  
AWD - All-Wheel Drive

HD - Heavy-Duty



<sup>1</sup>Certain restrictions, 3rd-party terms and data rates may apply. See footnote 7 on the "Your Tech, Your Way" pages, and your Ford Dealer for details. <sup>2</sup>FordPass App, for use with FordPass Connect, is available via download and compatible with select smartphone platforms. FordPass is on the App Store® and Google Play.™ Learn more at www.fordpass.com. Message and data rates may apply. <sup>3</sup>Always wear your safety belt and secure children in a rear seat, if equipped, and follow airbag warning label instructions. <sup>4</sup>Some seating configurations may not include front-seat side airbags or Safety Canopy side-curtain airbags. <sup>5</sup>Ratings may vary by configuration. <sup>6</sup>295 hp, 375 lb.-ft. of torque on AWD models equipped with dual alternator. <sup>7</sup>Restrictions may apply. See your dealer for details.

## STANDARD FEATURES

### MECHANICAL

Full-size spare wheel and tire, 4-ton jack and tool kit

Intelligent all-wheel drive (AWD models; includes heavy-duty front axle)<sup>1</sup>

Rear-wheel drive (RWD models)

### SEATING

2-way manual driver and front-passenger

10-passenger (Regular Length)

12-passenger (Long Length)

15-passenger (Extended Length)

### INTERIOR

AM/FM stereo with 4" multifunction display, 2 USB ports and 8 speakers (4 front and 4 rear)

B-pillar assist handle on passenger side

Black stepwell pads

Cargo area LED load compartment lighting

Complete cloth headliner

Front and rear air conditioning

Up to 4 additional USB ports (one in every row; depending on seating configuration)

### EXTERIOR

Center high-mounted stop lamp

Door – Sliding passenger-side

Doors – 180° rear cargo (Regular Length)

Doors – 253° rear cargo (Long and Extended Lengths)

Rear bumper – Carbon Black

Rear recovery eye tow hook

Windows – Fixed, all-around

### SAFETY & SECURITY

Rear view camera – Low-mount (LR)

Rear view camera – High-mount (MR and HR)

## XL

INCLUDES ALL STANDARD FEATURES, PLUS:

3-bar grille with Carbon Black surround

Ebony cloth driver and front-passenger seats with inboard armrests and driver's manual lumbar

Flooring – Vinyl front and rear

Front bumper – Carbon Black

Headlamps – Halogen with black bezels

Medium center console with integrated gear shifter

Mirrors – Short-arm, power sideview

### AVAILABLE FEATURES

BLIS® (Blind Spot Information System) with trailer coverage (includes short-arm, power, heated sideview mirrors with integrated turn signals)

Cruise control (includes Adjustable Speed Limiting Device [ASLD])

Dark Palazzo Gray vinyl seats with driver's inboard armrest

Dark Palazzo Gray vinyl seats with inboard armrests

Flooring – Carpeted front and rear

Flooring – Carpeted front floor mats

Fog lamps

Headlamps – Autolamp automatic on/off (includes wiper-activated headlamps)

Illuminated visor mirrors

Large center console with integrated gear shifter

Mirrors – Short-arm, power, heated sideview with integrated turn signals

Mirrors – Long-arm, power sideview

Reverse Sensing System (includes fog lamps)

Side Sensing System

SYNC® 3

## XLT

INCLUDES SELECT XL FEATURES, PLUS:

3-bar grille with Chrome surround

BLIS (Blind Spot Information System) with Trailer Coverage

Cruise control (includes Adjustable Speed Limiting Device [ASLD])

Dark Palazzo Gray cloth driver and front-passenger seats with inboard armrests and driver's manual lumbar

Flooring – Carpeted front and rear

Flooring – Carpeted front floor mats

Fog lamps

Front bumper – Body-color

Headlamps – Autolamp automatic on/off (includes wiper-activated headlamps)

Headlamps – Halogen with chrome bezels

Illuminated visor mirrors<sup>1</sup>

Large center console with integrated gear shifter

Manual recline rear seats with inboard armrests (excluding last row)

Mirrors – Short-arm, power, power-folding heated sideview with turn signal indicators

Rear dome light with map lights and theater-dimming feature

Reverse Sensing System

Side Sensing System

SYNC 3

### AVAILABLE FEATURES

Ebony cloth driver and front-passenger seats with inboard armrests and driver's manual lumbar

10-way power, heated Dark Palazzo Gray cloth driver and front-passenger seats with inboard armrests and manual lumbar

10-way power, heated Ebony leather-trimmed driver and front-passenger seats with inboard armrests and manual lumbar

Flooring – Vinyl front and rear<sup>1</sup>

## AVAILABLE FEATURES AND PACKAGES

### MECHANICAL

Alternators – Dual (250-amp each; 3.5L EcoBoost engine only; includes auxiliary fuse panel)

Auxiliary fuse panel (includes dual AGM batteries and Modified Vehicle Wiring System)

Battery – Single absorbed glass mat (AGM) (3.5L PFDi V6 engine only)

Batteries – Dual absorbed glass mat (AGM)<sup>1</sup>

Engine block heater (recommended when minimum temperature is 10°F or below)

Extended-range fuel tank (31-gallon; Long and Extended Lengths)<sup>1</sup>

Full-size spare wheel and tire delete (Extended Length)

Heavy-duty front axle<sup>1</sup>

Programmable Battery Guard/Enhanced Cut-off Relay (available Spring 2020)<sup>1</sup>

Push-down manual parking brake<sup>1</sup>

Trailer brake controller (requires cruise control and Heavy-Duty Trailer Tow Package or tow/haul mode)<sup>1</sup>

Vehicle Maintenance Monitor and engine hour meter

### DRIVER-ASSIST TECHNOLOGY

Adaptive Cruise Control (includes Adjustable Speed Limiting Device [ASLD])

Enhanced Active Park Assist (Regular and Long Lengths; includes Front, Side and Reverse Sensing Systems)

Front and rear split-view cameras (includes fog lamps, and Side and Reverse Sensing Systems)<sup>1</sup>

### SEATING

2-passenger<sup>1</sup>

5-passenger (MR Regular Length)

8-passenger (Regular and Long Lengths)<sup>1</sup>

10-passenger (Extended Length)

14-passenger (Long and Extended Lengths)<sup>1</sup>

15-passenger (Long Length)<sup>1</sup>

Ebony cloth, 10-way power, heated driver and front-passenger seats with inboard armrests and manual lumbar

### INTERIOR

110V/150W AC power outlet<sup>1</sup>

AM/FM stereo with SYNC 3, 4" multifunction display, SiriusXM® with 6-month All Access trial subscription,<sup>2</sup> HD Radio™ Technology and 2 USB ports

AM/FM stereo with SYNC 3, 8" LCD capacitive touchscreen, auxiliary input jack and 2 USB ports

AM/FM stereo with SYNC 3, 8" LCD capacitive touchscreen, auxiliary input jack, SiriusXM with 6-month All Access trial subscription,<sup>2</sup> HD Radio Technology and 2 USB ports

AM/FM stereo with SYNC 3, 8" LCD capacitive touchscreen, Voice-Activated Touchscreen Navigation System with pinch-to-zoom capability, SiriusXM with 6-month All Access trial subscription,<sup>2</sup> auxiliary input jack, HD Radio Technology and 2 USB ports

Dual-note horn

Flooring – Heavy-duty tray-style floor liners<sup>3</sup>

Upfitter Interface Module (UIM)<sup>1</sup>

### EXTERIOR

Door – Power-sliding passenger-side (MR and HR; available Spring 2020)<sup>1</sup>

Doors – 60/40 hinged passenger-side (LR)

Front license plate bracket (standard in states requiring 2 license plates and optional in all others)

Headlamps – HID

Mirrors – Long-arm, power, heated sideview with integrated turn signal indicators<sup>1</sup>

Rear bumper – Carbon Black, with bumper step (LR)

Remote Start System<sup>3</sup>

Running board – Fixed passenger-side<sup>1</sup>

Running board – Power passenger-side<sup>1</sup>

Running boards – Fixed extended-length passenger-side and fixed driver-side<sup>1</sup>

Stainless steel wheel covers (factory-invoiced, dealer-installed accessory)<sup>1</sup>

Wheel-well liners (front only)<sup>3</sup>

Windows – 2nd-row driver-side egress (available Spring 2020)<sup>1</sup>

Windows – Privacy glass (includes rear defroster)

Windows – Rear defroster

### SAFETY & SECURITY

2 spare keys<sup>1</sup>

Backup alarm<sup>3</sup>

MyKey® technology to help encourage responsible driving (requires cruise control)<sup>1</sup>

Perimeter alarm

SecuriCode™ keyless entry keypad

### PACKAGES<sup>4</sup>

Auxiliary Heater/AC Prep Package

Auxiliary Heater Prep Package

Builder's Prep Package

Heavy-Duty Trailer Tow Package

Modified Vehicle Wiring System

Tow/Haul Mode with Trailer Wiring Provisions Package

Upfitter Package

### FLEET-ONLY OPTIONS

Daytime running lamps

Decal (up to 15-, 25-, 45-, 70-, or 95-sq.-ft.)<sup>1</sup>

Smart Acceleration Truncation

Speed limitation (65-, 70- or 75-mph governed top speed options)

EBONY CLOTH/XL (STANDARD); XLT (OPTIONAL)	DARK PALAZZO GRAY CLOTH/XLT (STANDARD)
DARK PALAZZO GRAY VINYL/XL (OPTIONAL)	EBONY LEATHER/XLT (OPTIONAL)
OXFORD WHITE	SCHOOL BUS YELLOW <sup>5</sup>
INGOT SILVER <sup>6</sup>	BLUE JEANS <sup>6</sup>
DIFFUSED SILVER <sup>6</sup>	GREEN GEM <sup>6</sup>
RACE RED	MAGNETIC <sup>6</sup>
KAPOOR RED <sup>6</sup>	AGATE BLACK <sup>6</sup>



<sup>1</sup>Restrictions may apply. See your dealer for details. <sup>2</sup>Certain restrictions, 3rd-party terms and data rates may apply. See footnote 1 on the "Your Tech, Your Way" pages, and your Ford Dealer for details. <sup>3</sup>Ford Licensed Accessory. <sup>4</sup>Please see the PACKAGES page for a detailed list of contents. <sup>5</sup>Fleet only. <sup>6</sup>Metalllic.

### DIMENSIONS

	T-150 SRW								T-350 SRW								T-350 HD DRW				
	Regular Length 130								Long Length 148								Extended Length 148				
Wheelbase (in.)	LR		MR				LR		MR				HR		HR						
Roof height	2	8	10	2	5	8	10	2	12	14/15	2	8	12	14/15	2	8	12	14/15	2	10	14/15
Seating availability	2	8	10	2	5	8	10	2	12	14/15	2	8	12	14/15	2	8	12	14/15	2	10	14/15
Rows of seats	1	3	4	1	2	3	4	1	4	5	1	3	4	5	1	3	4	5	1	4	5

#### Exterior (in.)

Wheelbase	129.9	129.9	147.6	147.6	147.6	147.6
Length	219.9	217.8	237.6	235.5	235.5	263.9
Height	82.2	98.7	82.4	99.2	108.6	107.7
Width – Excluding mirrors / mirrors folded	81.3 / 83.2	81.3 / 83.2	81.3 / 83.2	81.3 / 83.2	81.3 / 83.2	81.3 / 83.2
Width – Including short-arm mirrors	97.4	97.4	97.4	97.4	97.4	97.4
Front track / rear track	68.2 / 68.6	68.2 / 68.6	68.2 / 68.6	68.2 / 68.6	68.2 / 68.6	68.2 / 68.6
Front overhang / rear overhang	40.3 / 49.7	40.3 / 47.6	40.3 / 49.7	40.3 / 47.6	40.3 / 47.6	40.3 / 76.0
Rear overhang with extended bumper	–	49.7	–	49.7	49.7	78.1
Load height (curb)	28.2	28.2	28.8	28.8	28.8	27.8
Side door opening height	49.6	63.0	49.6	63.0	63.0	63.0
Side door opening width – 60/40 hinged	51.2	–	51.2	–	–	–
Side door opening width – Sliding	51.2	51.2	51.2	51.2	51.2	51.2
Rear cargo door opening height / width	46.9 / 59.8	62.8 / 59.8	46.9 / 59.8	62.8 / 59.8	72.2 / 59.8	72.2 / 59.8

#### Interior (in.)

Head room: 1st row	40.8	52.0	40.8	52.0	56.6	56.6
2nd row	–	41.1	–	55.8	–	65.2
3rd row	–	40.6	–	55.8	–	65.2
4th row	–	38.7	–	55.8	–	65.2
5th row	–	–	–	38.1	–	61.3
Leg room: <sup>1</sup> 1st row (max.) / 2nd / 3rd / 4th / 5th	41.3 / 33.7 / 35.6 / 35.6 / –	41.3 / 33.7 / 35.6 / 35.6 / 35.6	41.3 / 33.7 / 35.6 / 35.6 / 35.6	41.3 / 33.7 / 35.6 / 35.6 / 35.6	41.3 / 33.7 / 35.6 / 35.6 / 35.6	41.3 / 33.7 / 35.6 / 35.6 / 35.6
Hip room: <sup>1</sup> 1st row / 2nd / 3rd / 4th / 5th	60.7 / 69.6 / 67.3 / 68.0 / –	60.7 / 69.6 / 67.3 / 68.0 / 68.0	60.7 / 69.6 / 67.3 / 68.0 / 68.0	60.7 / 69.6 / 67.3 / 68.0 / 68.0	60.7 / 69.6 / 67.3 / 68.0 / 68.0	60.7 / 69.6 / 67.3 / 68.0 / 68.0
Shoulder room: <sup>1</sup> 1st row / 2nd / 3rd / 4th / 5th	67.9 / 71.4 / 67.0 / 67.8 / –	67.9 / 71.4 / 67.0 / 67.8 / 67.8	67.9 / 71.4 / 67.0 / 67.8 / 67.8	67.9 / 71.4 / 67.0 / 67.8 / 67.8	67.9 / 71.4 / 67.0 / 67.8 / 67.8	67.9 / 71.4 / 67.0 / 67.8 / 67.8
Passenger volume (cu. ft.)	63.7 177.0 230.9 81.1 158.7 235.6 313.4	63.7 230.9 284.1 81.1 235.6 313.4 386.8 88.3 269.0 359.9 445.4	63.7 230.9 284.1 81.1 235.6 313.4 386.8 88.3 269.0 359.9 445.4	63.7 230.9 284.1 81.1 235.6 313.4 386.8 88.3 269.0 359.9 445.4	63.7 230.9 284.1 81.1 235.6 313.4 386.8 88.3 269.0 359.9 445.4	63.7 230.9 284.1 81.1 235.6 313.4 386.8 88.3 269.0 359.9 445.4
Cargo length front (at floor / at beltline)	124.0 / 115.1	124.0 / 115.1	141.7 / 132.8	141.7 / 132.8	141.7 / 132.8	170.2 / 161.3
Cargo width between wheelhouses	53.7	53.7	53.7	53.7	53.7	44.8
Cargo height maximum	52.8	67.6	52.8	67.6	77.0	77.0

#### Cargo Capacity (cu. ft. with rear seats removed)

Cargo volume behind: 1st row	224.5	292.7	256.4	223.5	336.1	303.1	382.6	382.6	382.6	349.6	461.9	425.4	425.4
2nd row	151.8	197.9	–	183.0	150.0	–	239.8	239.8	206.8	–	273.0	273.0	240.1
3rd row	94.2	125.0	–	124.5	91.5	–	166.9	166.9	133.9	–	190.0	190.0	157.0
4th row	–	39.1	–	70.1	48.9	–	–	93.9	72.8	–	–	107.0	85.8
5th row	–	–	–	–	–	–	–	–	–	–	–	–	184.0

### CONFIGURATIONS

	T-150 SRW		T-350 SRW			T-350 HD DRW
	Regular Length 130		Long Length 148			Extended Length 148
Wheelbase (in.)	LR		MR	LR	MR	HR
Roof height	LR	MR	LR	MR	HR	HR

#### Side Doors

60/40 hinged passenger-side	0		0			
Sliding passenger-side	S	S	S	S	S	S
Power-sliding passenger-side		0		0	0	0

#### Engines

3.5L PFDi V6	S	S	S	S	S	S
3.5L EcoBoost® V6	0	0	0	0	0	0

#### Max. Capabilities (lbs.)<sup>2</sup>

GVWR	8,550	9,550	10,360
Payload	2,860	3,220	3,420

For max. weight ratings, go to: [ford.com/commercial-trucks](http://ford.com/commercial-trucks)

S : Standard 0 : Optional

	REGULAR LENGTH	LONG LENGTH	EXTENDED LENGTH
<b>STANDARD SEATING</b>	<b>10</b> LR MR	<b>12</b> LR MR HR	<b>15</b> HR
<b>OPTIONAL SEATING</b>	<b>2</b> LR MR	<b>2</b> LR MR HR	<b>2</b> HR
	<b>5</b> MR	<b>8</b> MR HR	<b>10</b> HR
	<b>8</b> LR MR	<b>14</b> LR MR HR	<b>14</b> HR
	<b>15</b> LR MR HR	<b>15</b> LR MR HR	

#### ROOF HEIGHTS

LR – LOW ROOF  
MR – MEDIUM ROOF  
HR – HIGH ROOF

#### ADDITIONAL CONFIGURATIONS

Select rows of seating can also be deleted, while leaving the seat attachment points in the vehicle. See your Ford Dealer for details.

<sup>1</sup>Row availability varies by seating configuration. <sup>2</sup>When properly configured. Passenger and cargo capacity limited by weight and weight distribution. 12- through 15-passenger vehicles may be classified as buses and may require appropriate licensing.

**STANDARD FEATURES**

**MECHANICAL**

Full-size spare wheel and tire, 4-ton jack and tool kit  
 Intelligent all-wheel drive (AWD models; includes heavy-duty front axle)<sup>1</sup>  
 Rear-wheel drive (RWD models)

**SEATING**

2-passenger (Cargo Van)  
 5-passenger (Crew Van)  
 2-way manual driver and front-passenger  
 Dark Palazzo Gray vinyl driver and front-passenger seats with driver's inboard armrest

**INTERIOR**

AM/FM stereo with 4" multifunction display, 2 USB ports and 4 front speakers  
 B-pillar assist handle on passenger side  
 Black stepwell pads  
 Cargo area LED load compartment lighting with rear switch  
 Cargo area tie-down hooks  
 D-pillar weld nuts  
 Flooring - Vinyl front (Cargo Van); front and rear (Crew Van)  
 Front air conditioning  
 Front cloth headliner  
 Medium center console  
 Rear cargo door pull-and-release exit handle  
 Rearview mirror (Crew Van)

**EXTERIOR**

3-bar grille with Carbon Black surround  
 Center high-mounted stop lamp (SRW)  
 Door - Sliding passenger-side  
 Doors - 180° rear cargo (Regular Length)  
 Doors - 253° rear cargo (Long and Extended Lengths)  
 Headlamps - Halogen with Black bezels  
 Mirrors - Short-arm, power sideview  
 Rear bumper - Carbon Black  
 Rear recovery eye tow hook  
 Running board - Fixed passenger-side (Crew Van)  
 Windows - Fixed rear-cargo-door and 2nd-row glass (Crew Van; includes sliding passenger-side door)  
 Windows - High-strength laminated glass (Cargo Van/Crew Van; sliding passenger-side door only)

**SAFETY & SECURITY**

Passenger-side front airbag<sup>2</sup> deactivation switch<sup>1</sup>  
 Rear view camera - Low-mount (LR)  
 Rear view camera - High-mount (MR and HR)

**AVAILABLE FEATURES AND PACKAGES**

**MECHANICAL**

Alternators - Dual (250-amp each; 3.5L EcoBoost engine only; includes auxiliary fuse panel)  
 Auxiliary fuse panel (includes dual AGM batteries and Modified Vehicle Wiring System)  
 Battery - Single absorbed glass mat (AGM) (3.5L PFDi V6 engine only)  
 Batteries - Dual absorbed glass mat (AGM)<sup>1</sup>  
 Engine block heater (recommended when minimum temperature is 10°F or below)  
 Extended-range fuel tank (31-gallon; Long and Extended Lengths)  
 Full-size spare wheel and tire delete (Extended Length)  
 Heavy-duty front axle<sup>1</sup>  
 Programmable Battery Guard/Enhanced Cut-Off Relay (late availability)<sup>1</sup>  
 Push-down manual parking brake<sup>1</sup>  
 Trailer brake controller (requires cruise control and Heavy-Duty Trailer Tow Package or tow/haul mode)<sup>1</sup>  
 Vehicle Maintenance Monitor and engine hour meter

**FORD CO-PILOT360™ TECHNOLOGY**

Adaptive Cruise Control (includes Adjustable Speed Limiting Device [ASLD])  
 BLIS® (Blind Spot Information System) with trailer coverage (includes short-arm, power, heated sideview mirrors with integrated turn signals)  
 Enhanced Active Park Assist (Regular and Long Lengths; includes Front, Side and Reverse Sensing Systems)  
 Front and rear split-view cameras (includes fog lamps, and Side and Reverse Sensing Systems)<sup>1</sup>  
 Reverse Sensing System (includes fog lamps)  
 Side Sensing System

**SEATING**

Dark Palazzo Gray cloth driver and front-passenger seats with inboard armrests and driver's manual lumbar (Cargo Van; deletes rear side-curtain airbags)  
 Ebony cloth driver and front-passenger seats with inboard armrests and driver's manual lumbar (Cargo Van; deletes rear side-curtain airbags)  
 Dark Palazzo Gray vinyl driver's seat with inboard armrest (Cargo Van)  
 Dark Palazzo Gray cloth driver's seat with inboard armrest (Cargo Van)  
 Dark Palazzo Gray cloth driver and front-passenger seats with inboard armrests and driver's manual lumbar

Ebony cloth driver and front-passenger seats with inboard armrests and driver's manual lumbar  
 Dark Palazzo Gray vinyl driver and front-passenger seats with inboard armrests  
 10-way power, heated Dark Palazzo Gray cloth driver and front-passenger seats with inboard armrests and manual lumbar

10-way power, heated Ebony cloth driver and front-passenger seats with inboard armrests and manual lumbar  
 10-way power, heated Ebony leather-trimmed driver and front-passenger seats with inboard armrests and manual lumbar (Cargo Van)

4-way manual Dark Palazzo Gray cloth swivel driver and front-passenger seats with inboard armrests and driver's manual lumbar (Cargo Van)  
 4-way manual Dark Palazzo Gray cloth swivel driver and front-passenger seats with inboard armrests and driver's manual lumbar (Cargo Van; deletes side-curtain airbags)<sup>1</sup>

**INTERIOR**

6 speakers (4 front and 2 rear)<sup>1</sup>  
 12V powerpoint, 1 in rear  
 110V/150W AC power outlet<sup>1</sup>  
 110V/400W AC power outlet (includes dual AGM batteries)<sup>1</sup>  
 AM/FM stereo with SYNC® 3, 4" multifunction display and 2 USB ports<sup>1</sup>  
 AM/FM stereo with SYNC 3, 4" multifunction display, SiriusXM® with 6-month All Access trial subscription,<sup>3</sup> HD Radio™ Technology and 2 USB ports<sup>1</sup>

AM/FM stereo with SYNC 3, 8" LCD capacitive touchscreen, auxiliary input jack and 2 USB ports<sup>1</sup>  
 AM/FM stereo with SYNC 3, 8" LCD capacitive touchscreen, auxiliary input jack, SiriusXM with 6-month All Access trial subscription,<sup>3</sup> HD Radio Technology and 2 USB ports<sup>1</sup>

AM/FM stereo with SYNC 3, 8" LCD capacitive touchscreen, Voice-Activated Touchscreen Navigation System with pinch-to-zoom capability, SiriusXM with 6-month All Access trial subscription,<sup>1,3</sup> SiriusXM Traffic and Travel Link® with 5-year subscription,<sup>3</sup> auxiliary input jack, HD Radio Technology and 2 USB ports<sup>1</sup>

Bulkhead with lockable door (LR and MR Cargo Van; available Spring 2020)  
 Bulkhead with window (MR and HR Cargo Van; available Spring 2020)<sup>1</sup>  
 Cruise control (includes Adjustable Speed Limiting Device [ASLD])

D-pillar assist handles  
 Dual-note horn  
 Flooring - Carpeted front floor mats  
 Flooring - Carpeted front only (Cargo Van)<sup>1</sup>  
 Flooring - Heavy-duty tray-style floor liners<sup>4</sup>

Flooring - Heavy-duty cargo (Cargo Van; includes heavy-duty rear scuff plate kit)<sup>1</sup>

Flooring - Vinyl front and rear (Cargo Van)<sup>1</sup>  
 Front/rear, driver-controlled air conditioning<sup>1</sup>  
 Illuminated visor mirrors

Large center console with integrated gear shifter  
 Rear view camera - Image displayed in rearview mirror (MR and HR)<sup>1</sup>  
 Scuff plate kit - Heavy-duty rear (Cargo Van; n/a with dual sliding side doors)  
 Scuff plate kit - Rear (Cargo Van; n/a with dual sliding side doors)  
 Upfitter Interface Module (UIM)<sup>4</sup>

**EXTERIOR**

Doors - 60/40 hinged passenger-side (LR Cargo Van)  
 Doors - Dual sliding side (MR and HR Cargo Van)<sup>1</sup>  
 Doors - Power-sliding passenger-side (MR and HR Cargo Van; available Spring 2020)<sup>1</sup>  
 Fog lamps  
 Front license plate bracket (standard in states requiring 2 license plates and optional in all others)  
 Headlamps - Autolamp automatic on/off (includes wiper-activated headlamps)  
 Headlamps - HID (Crew Van)  
 Mirrors - Short-arm, power, heated sideview with integrated turn signal indicators<sup>1</sup>  
 Mirrors - Long-arm, power sideview<sup>1</sup>  
 Mirrors - Long-arm, power, heated sideview with integrated turn signal indicators<sup>1</sup>  
 Rear bumper - Carbon Black, with bumper step (LR)  
 Remote Start System<sup>4</sup>

Running board - Fixed passenger-side (Cargo Van)<sup>1</sup>  
 Running board - Power passenger-side (Cargo Van)<sup>1</sup>

Running boards - Fixed extended-length passenger-side and fixed driver-side<sup>1</sup>  
 Stainless steel wheel covers (factory-invoiced, dealer-installed accessory)<sup>1</sup>  
 Wheel-well liners (front only)

Windows - Fixed rear-door glass (Cargo Van; includes rearview mirror)  
 Windows - Fixed rear-door glass and fixed passenger-side cargo door glass (Cargo Van; includes rearview mirror)

Windows - Fixed rear-door glass and fixed driver and passenger-side cargo door glass (Cargo Van; includes rearview mirror; requires dual sliding side doors)

Windows - Fixed, all-around (Cargo Van; n/a with dual sliding side doors)  
 Windows - High-strength laminated glass (MR and HR Long Length Cargo Van; requires fixed, all-around windows)<sup>1</sup>

Windows - Privacy glass (includes rear defroster)  
 Windows - Rear defroster (requires fixed rear-door glass)

**SAFETY & SECURITY**

2 spare keys<sup>1</sup>  
 Backup alarm<sup>4</sup>  
 MyKey® technology to help encourage responsible driving (requires cruise control)<sup>1</sup>  
 Perimeter alarm  
 SecuriCode™ keyless entry keypad

**PACKAGES<sup>5</sup>**

Ambulance Prep Package  
 Auxiliary Heater/AC Prep Package  
 Auxiliary Heater Prep Package  
 Exterior Upgrade Package  
 Heavy-Duty Trailer Tow Package  
 Interior Upgrade Package  
 Load Area Protection Package  
 Modified Vehicle Wiring System  
 Tow/Haul Mode with Trailer Wiring Provisions Package  
 Upfitter Package

**FLEET-ONLY OPTIONS**

Daytime running lamps  
 Decal (up to 15-, 25-, 45-, 70-, or 95-sq.-ft.)<sup>1</sup>  
 Smart Acceleration Truncation  
 Speed limitation (65-, 70- or 75-mph governed top speed options)  
 Sideview mirrors delete<sup>1</sup>  
 Orange safety belts<sup>1</sup>

DARK PALAZZO GRAY VINYL (STANDARD)	DARK PALAZZO GRAY CLOTH (OPTIONAL)
EBONY CLOTH (OPTIONAL)	EBONY LEATHER (OPTIONAL: CARGO VAN)
OXFORD WHITE	SCHOOL BUS YELLOW <sup>6</sup>
INGOT SILVER <sup>7</sup>	BLUE JEANS <sup>7</sup>
DIFFUSED SILVER <sup>7</sup>	GREEN GEM <sup>7</sup>
RACE RED	MAGNETIC <sup>7</sup>
KAPOOR RED <sup>7</sup>	AGATE BLACK <sup>7</sup>



16" Silver Steel with Black Hubcap  
Standard: SRW



16" Silver Steel with Exposed Lug Nuts  
Standard: Heavy-Duty Front Axle SRW



16" Steel with Full Silver Wheel Cover  
Optional: SRW



16" Forged Aluminum  
Optional: AWD and Exterior Upgrade Package SRW Heavy-Duty Front Axle



16" Styled Aluminum  
Optional: Exterior Upgrade Package SRW



16" Heavy-Duty Silver Steel with Exposed Lug Nuts (front wheel shown)  
Standard: AWD and DRW



16" Heavy-Duty Forged Aluminum (front wheel shown)  
Optional: Exterior Upgrade Package DRW




16" Heavy-Duty White Steel with Exposed Lug Nuts (front wheel shown)  
Optional: DRW - Fleet only



<sup>1</sup>Restrictions may apply. See your dealer for details. <sup>2</sup>Always wear your safety belt and secure children in a rear seat, if equipped, and follow airbag warning label instructions. <sup>3</sup>Certain restrictions, 3rd-party terms and data rates may apply. See footnote 1 on the "Your Tech, Your Way" pages, and your Ford Dealer for details. <sup>4</sup>Ford Licensed Accessory. <sup>5</sup>Please see the PACKAGES page for a detailed list of contents. <sup>6</sup>Fleet only. <sup>7</sup>Metalllic.

DIMENSIONS	T-150   T-250   T-350 SRW		T-150   T-250   T-350 SRW		T-250   T-350 SRW	T-250   T-350 SRW T-350 HD DRW
	Regular Length 130		Long Length 148		Long Length 148	Extended Length 148
Wheelbase (in.)	LR		MR		HR	HR
Roof height	LR	MR	LR	MR	HR	HR
Seating availability (Cargo Van / Crew Van)	2 / 5	2 / 5	2 / 5	2 / 5	2 / 5	2 / 5
Rows of seats (Cargo Van / Crew Van)	1 / 2	1 / 2	1 / 2	1 / 2	1 / 2	1 / 2
<b>Exterior (in.)</b>						
Wheelbase	129.9	129.9	147.6	147.6	147.6	147.6
Length	219.9	217.8	237.6	235.5	235.5	263.9
Height (Cargo Van / Crew Van)	83.9 / 81.9	100.8 / 98.4	83.2 / 99.5	100.7 / 99.4	110.1 / 109.2	109.4 / 109.0
Width - Excluding mirrors / mirrors folded	81.3 / 83.2	81.3 / 83.2	81.3 / 83.2	81.3 / 83.2	81.3 / 83.2	81.3 / 83.2 83.7 / 83.7
Width - Including short-arm mirrors	97.4	97.4	97.4	97.4	97.4	97.4
Front track / rear track	68.2 / 68.6	68.2 / 68.6	68.2 / 68.6	68.2 / 68.6	68.2 / 68.6	68.2 / 68.6 68.5 / 65.7
Front overhang / rear overhang	40.3 / 49.7	40.3 / 47.6	40.3 / 49.7	40.3 / 47.6	40.3 / 47.6	40.3 / 76.0
Load height (curb)	28.9	28.9	28.7	28.7	28.7	28.0
Side door opening height	49.6	63.0	49.6	63.0	63.0	63.0
Side door opening width - 60/40 hinged	51.2	-	51.2	-	-	-
Side door opening width - Sliding	51.2	51.2	51.2	51.2	51.2	51.2
Rear cargo door opening height / width	49.5 / 61.7	64.9 / 61.7	49.5 / 61.7	64.9 / 61.7	74.3 / 61.7	74.3 / 61.7
<b>Interior (in.)</b>						
Head room: 1st row / 2nd row (Crew Van)	40.8 / 41.5	52.0 / 58.4	40.8 / 41.5	52.0 / 58.4	56.6 / 68.0	56.6 / 68.0
Leg room: 1st row (max.) / 2nd row (Crew Van)	41.3 / 34.2	41.3 / 34.2	41.3 / 34.2	41.3 / 34.2	41.3 / 34.2	41.3 / 34.2
Hip room: 1st row / 2nd row (Crew Van)	60.7 / 70.9	60.7 / 70.9	60.7 / 70.9	60.7 / 70.9	60.7 / 70.9	60.7 / 70.9
Shoulder room: 1st row / 2nd row (Crew Van)	67.9 / 72.6	67.9 / 72.6	67.9 / 72.6	67.9 / 72.6	67.9 / 72.6	67.9 / 72.6
Passenger volume (cu. ft.)	63.7	81.1	63.7	81.1	88.3	88.3
Cargo length front	At floor 126.0 At beltline 115.9	126.0 115.9	143.7 133.6	143.7 133.6	143.7 133.6	172.2 162.0
Cargo width between wheelhouses	54.8 SRW DRW	54.8 SRW DRW	54.8 SRW DRW	54.8 SRW DRW	54.8 SRW DRW	54.8 SRW DRW 45.4
Cargo height maximum	56.9	72.0	56.9	72.0	81.5	81.5
<b>Cargo Capacity (cu. ft.)</b>						
Cargo volume behind 1st row / 2nd row (Crew Van)	246.7 / 158.4	315.2 / 220.4	277.7 / 204.7	357.1 / 263.4	404.3 / 300.2	487.3 / 383.8
Maximum cargo volume with front-passenger seat removed	280.9	358.7	311.9	400.5	453.4	536.4

Available 4-way manual swivel driver and front-passenger seats



CONFIGURATIONS	T-150 SRW				T-250 SRW					T-350 SRW					T-350 HD DRW		
	Regular Length 130		Long Length 148		Regular Length 130		Long Length 148		Extended Length 148	Regular Length 130		Long Length 148		Extended Length 148	Extended Length 148		
Wheelbase (in.)	LR	MR	LR	MR	LR	MR	LR	MR	HR	HR	LR	MR	LR	MR	HR	HR	HR
Roof height	LR	MR	LR	MR	LR	MR	LR	MR	HR	HR	LR	MR	LR	MR	HR	HR	HR
<b>Side Doors</b>																	
Sliding passenger-side	S	S	S	S	S	S	S	S	S	S	S	S	S	S	S	S	S
60/40 hinged passenger-side (Cargo Van)	0		0		0		0				0		0				
Dual sliding (Cargo Van)		0		0		0		0	0				0	0		0	0
Power-sliding passenger-side		0		0		0		0	0				0	0		0	0
<b>Engines</b>																	
3.5L PFDi V6	S	S	S	S	S	S	S	S	S	S	S	S	S	S	S	S	S
3.5L EcoBoost® V6	0	0	0	0	0	0	0	0	0	0	0	0	0	0	0	0	0
<b>Max. Capabilities (lbs.)<sup>1</sup></b>																	
GVWR	8,670				9,070					9,500					10,360		
Payload	Cargo Van	3,620				4,030					4,460					4,550	
	Crew Van	3,200				3,700					4,030					4,230	
<b>For max. weight ratings, go to: <a href="http://ford.com/commercial-trucks">ford.com/commercial-trucks</a></b>																S : Standard 0 : Optional	



T-350 SRW 3.5L PFDi V6 MR Long Length in Oxford White. (Max. GVWR 9,500 lbs., Max. Payload 4,210 lbs.)

<sup>1</sup>When properly configured. Passenger and cargo capacity limited by weight and weight distribution. Comparisons based on competitive models excluding other Ford vehicles (class is Full-Size Vans based on Ford segmentation), publicly available information and Ford certification data at time of release. Vehicles may be shown with optional and aftermarket upfit equipment. Features may be offered only in combination with other options or subject to additional ordering requirements/limitations. Dimensions and capacity ratings shown may vary due to optional features and/or production variability. Information is provided on an "as is" basis and could include technical, typographical or other errors. Ford makes no warranties, representations, or guarantees of any kind, express or implied, including but not limited to, accuracy, currency, or completeness, the operation of the information, materials, content, availability, and products. Ford reserves the right to change product specifications, pricing and equipment at any time without incurring obligations. Your Ford Dealer is the best source of the most up-to-date information on Ford vehicles. Body manufacturers are responsible for compliance certification of the completed vehicle. The Ford New Vehicle Limited Warranty and any government certification made by Ford shall cover only the vehicle as manufactured by Ford and shall not extend to any addition, modification or change of or to the vehicle by the Ford Authorized Pool Account.



## STANDARD FEATURES

### MECHANICAL

- Base Frontal Area Limitation
- Frame rail extension adapters
- Intelligent all-wheel drive (AWD models; includes heavy-duty front axle)<sup>1</sup>
- Modified Vehicle Wiring System
- Rear-wheel drive (RWD models)
- Spare tire and wheel delete

### SEATING

- 2-passenger
- 2-way manual driver and front-passenger
- Dark Palazzo Gray vinyl driver and front-passenger seats with driver's inboard armrest

### INTERIOR

- AM/FM stereo with 4" multifunction display, 2 USB ports and 4 front speakers
- Flooring – Vinyl front
- Front air conditioning
- Front cloth headliner
- Medium center console
- Rearview mirror (Chassis Cab)

### EXTERIOR

- Headlamps – Halogen with black bezels
- Honeycomb mesh grille with Carbon Black surround
- Low roof
- Roof marker lamps (DRW)
- Sideview mirrors delete
- Windows – Fixed rear glass (Chassis Cab)

### SAFETY

- Passenger-side front airbag<sup>2</sup> deactivation switch<sup>1</sup>

## AVAILABLE FEATURES

### MECHANICAL

- Alternators – Dual (250-amp each; 3.5L EcoBoost engine only; includes auxiliary fuse panel)
- Auxiliary fuse panel (includes dual AGM batteries and Modified Vehicle Wiring System)
- Battery – Single absorbed glass mat (AGM) (3.5L PFDi V6 engine only)
- Batteries – Dual absorbed glass mat (AGM)<sup>1</sup>
- Engine block heater (recommended when minimum temperature is 10°F or below)

### Enhanced Frontal Area Limitation 1

### Enhanced Frontal Area Limitation 2<sup>1</sup>

### Extended-range fuel tank (31-gallon; Long and Extended Lengths)

### Full-size spare wheel and tire

### Heavy-duty front axle<sup>1</sup>

### Programmable Battery Guard/Enhanced Cut-Off Relay (available Spring 2020)<sup>1</sup>

### Push-down manual parking brake<sup>1</sup> (standard on 11,000-lb. GVWR)

### Trailer brake controller (requires cruise control and Heavy-Duty Trailer Tow Package or tow/haul mode)<sup>1</sup>

### Vehicle Maintenance Monitor and engine hour meter

### FORD CO-PILOT360™ TECHNOLOGY

### Adaptive Cruise Control (includes Adjustable Speed Limiting Device [ASLD])

### Front and rear split-view cameras (dunnage kit requiring upfitter installation)<sup>1</sup>

### SEATING

Dark Palazzo Gray cloth driver and front-passenger seats with inboard armrests and driver's manual lumbar (deletes side-curtain airbags)

Ebony cloth driver and front-passenger seats with inboard armrests and driver's manual lumbar (deletes side-curtain airbags)

Dark Palazzo Gray vinyl driver's seat with inboard armrest (Cutaway)

Dark Palazzo Gray cloth driver's seat with inboard armrest (Cutaway)

Ebony cloth driver and front-passenger seats with inboard armrests and driver's manual lumbar

Dark Palazzo Gray vinyl driver and front-passenger seats with inboard armrests and driver's manual lumbar

10-way power, heated Dark Palazzo Gray cloth driver and front-passenger seats with inboard armrests and manual lumbar

10-way power, heated Ebony cloth driver and front-passenger seats with inboard armrests and manual lumbar

10-way power, heated Ebony leather-trimmed driver and front-passenger seats with inboard armrests and manual lumbar (Cutaway)

4-way manual Dark Palazzo Gray cloth swivel driver and front-passenger seats with inboard armrests and driver's manual lumbar (Cutaway)

4-way manual Dark Palazzo Gray cloth swivel driver and front-passenger seats with inboard armrests and driver's manual lumbar (Cutaway; deletes side-curtain airbags)<sup>1</sup>

### INTERIOR

6 speakers (Cutaway; 4 front and 2 rear)<sup>1</sup>

8 speakers (Cutaway; 4 front and 4 rear)<sup>1</sup>

110V/150W AC power outlet<sup>1</sup>

110V/400W AC power outlet (includes dual AGM batteries)<sup>1</sup>

AM/FM stereo with SYNC® 3, 4" multifunction display and 2 USB ports<sup>1</sup>

AM/FM stereo with SYNC 3, 4" multifunction display, SiriusXM® with 6-month All Access trial subscription,<sup>3</sup> HD Radio™ Technology and 2 USB ports<sup>1</sup>

AM/FM stereo with SYNC 3, 8" LCD capacitive touchscreen, auxiliary input jack and 2 USB ports<sup>1</sup>

AM/FM stereo with SYNC 3, 8" LCD capacitive touchscreen, auxiliary input jack, SiriusXM with 6-month All Access trial subscription,<sup>3</sup> HD Radio Technology and 2 USB ports<sup>1</sup>

AM/FM stereo with SYNC 3, 8" LCD capacitive touchscreen, Voice-Activated Touchscreen Navigation System with pinch-to-zoom capability, SiriusXM with 6-month All Access trial subscription,<sup>1,3</sup> SiriusXM Traffic and Travel Link® with 5-year subscription,<sup>3</sup> auxiliary input jack, HD Radio Technology and 2 USB ports<sup>1</sup>

Cruise control (includes Adjustable Speed Limiting Device [ASLD])

Dual-note horn

Flooring – Carpeted floor mats

Flooring – Carpeted<sup>1</sup>

Flooring – Heavy-duty tray-style floor liners<sup>4</sup>

Illuminated visor mirrors

Large center console with integrated gear shifter<sup>1</sup>

Rearview mirror (Cutaway)

Upfitter Interface Module (UIM)<sup>1</sup>

### EXTERIOR

Bodyside moldings – Body-color (requires body-color front bumper)

Door – Passenger-side delete (Cutaway)<sup>1</sup>

Fog lamps

Front bumper – Body-color (Cutaway; includes front fog lamps)

Front license plate bracket (standard in states requiring 2 license plates and optional in all others)

Glass – Safety (Cutaway; front and side windows)

Headlamps – Autolamp automatic on/off (Cutaway; includes wiper-activated headlamps)

Headlamps – HID<sup>1</sup>

LED taillamps<sup>1</sup>

Mirrors – Short-arm or long-arm, power sideview (Cutaway)

Mirrors – Short-arm or long-arm, power, heated sideview with integrated turn signal indicators<sup>1</sup>

Remote Start System<sup>1</sup>

Roof marker lamps delete (Cutaway)

Running boards – Fixed driver and passenger-side

Stainless steel wheel covers (factory-invoiced, dealer-installed accessory)

Wheel-well liners (front only)<sup>4</sup>

### SAFETY & SECURITY

2 spare keys<sup>1</sup>

Backup alarm<sup>4</sup>

MyKey® technology to help encourage responsible driving (requires cruise control)<sup>1</sup>

SecuriCode™ keyless entry keypad

## PACKAGES ○ AVAILABLE

**AMBULANCE PREP PACKAGE:**<sup>1</sup> dual AGM batteries; dual alternators; 3.73 limited-slip axle; short-arm, power sideview mirrors; full-size spare wheel and tire; front license plate bracket; LED-enabled separate stop/turn taillamps; auxiliary fuse panel with high-spec interface connector; dual-note horn; and Auxiliary Heater/AC Prep Package without rear controls (requires 3.5L EcoBoost® V6 with 10,360-lb. or 11,000-lb. GVWR configuration)

○ Cutaway

**INTERIOR UPGRADE PACKAGE:**<sup>1</sup> Dark Palazzo Gray cloth driver and front-passenger seats with inboard armrests and driver's manual lumbar; illuminated visor mirrors; and AM/FM stereo with 4" multifunction display, SYNC 3, and dual USB ports

○ Cutaway and Chassis Cab

**MOTORHOME PREP PACKAGE:**<sup>1</sup> Exterior Upgrade Package; Tow/Haul Mode with Trailer Wiring Provisions Package; 4-way manual Dark Palazzo Gray cloth swivel driver and front-passenger seats with inboard armrests; dual AGM batteries; AM/FM stereo with 4" multifunction display, SYNC 3, and dual USB ports; cruise control; auxiliary fuse panel with high-spec interface connector; and front license plate bracket

○ Cutaway

**RADIO PREP PACKAGE:**<sup>1</sup> antenna, cover plate in place of radio, and wiring (radio chassis not provided)

○ Cutaway and Chassis Cab

**REAR VIEW CAMERA AND PREP KIT:**<sup>1</sup> camera with mounting bracket and 14' jumper wire

○ Cutaway and Chassis Cab

**RIGHT-HAND DOOR DELETE:**<sup>1</sup> deletes front-passenger door

○ Cutaway

**FOR MORE SPECIFICATIONS, GO TO: FORD.COM/COMMERCIAL-TRUCKS**

### FLEET-ONLY OPTIONS

Daytime running lamps

Orange safety belts<sup>1</sup>

Smart Acceleration Truncation

Speed limitation (65-, 70- or 75-mph governed top speed options)

**SCHOOL/MULTI-FUNCTION SCHOOL ACTIVITY BUS PREP PACKAGES:**<sup>1</sup> Right-Hand Door Delete, safety glass, dual AGM batteries, auxiliary fuse panel with high-spec interface connector, dual-note horn, LED-enabled separate stop/turn taillamps, and front license plate bracket (requires passenger seat delete; School Bus Prep Package requires School Bus Yellow; Multi-Function School Activity Bus Prep Package requires Oxford White)

○ Cutaway

**SHUTTLE BUS PREP PACKAGE:**<sup>1</sup> Exterior Upgrade Package; Modified Vehicle Wiring System; dual AGM batteries; AM/FM stereo with 4" multifunction display, SYNC 3, and dual USB ports; auxiliary fuse panel with high-spec interface connector; and front license plate bracket

○ Cutaway

### TOW/HAUL MODE WITH TRAILER WIRING PROVISIONS PACKAGE

○ Cutaway and Chassis Cab

DARK PALAZZO GRAY VINYL (STANDARD)	DARK PALAZZO GRAY CLOTH (OPTIONAL)
EBONY CLOTH (OPTIONAL)	EBONY LEATHER (OPTIONAL: CUTAWAY)

OXFORD WHITE	SCHOOL BUS YELLOW <sup>5</sup>
INGOT SILVER <sup>6</sup>	BLUE JEANS <sup>6</sup>
DIFFUSED SILVER <sup>6</sup>	GREEN GEM <sup>6</sup>
RACE RED	MAGNETIC <sup>6</sup>
KAPOOR RED <sup>6</sup>	AGATE BLACK <sup>6</sup>



16" Silver Steel with Black Hubcap  
Standard: SRW



16" Silver Steel with Exposed Lug Nuts  
Standard: Heavy-Duty Front Axle SRW



16" Steel with Full Silver Wheel Cover  
Optional: SRW



16" Forged Aluminum  
Optional: AWD and Exterior Upgrade Package SRW Heavy-Duty Front Axle



16" Styled Aluminum  
Optional: Exterior Upgrade Package SRW



16" Heavy-Duty Silver Steel with Exposed Lug Nuts (front wheel shown)  
Standard: AWD and DRW



16" Heavy-Duty Forged Aluminum (front wheel shown)  
Optional: Exterior Upgrade Package DRW



16" Heavy-Duty White Steel with Exposed Lug Nuts (front wheel shown)  
Optional: DRW - Fleet only



<sup>1</sup>Restrictions may apply. See your dealer for details. <sup>2</sup>Always wear your safety belt and secure children in a rear seat, if equipped, and follow airbag warning label instructions. <sup>3</sup>Certain restrictions, 3rd-party terms and data rates may apply. See footnote 1 on the "Your Tech, Your Way" pages, and your Ford Dealer for details. <sup>4</sup>Ford Licensed Accessory. <sup>5</sup>Fleet only. <sup>6</sup>Metallic.



T-250 Cargo Van MR Long Length in Blue Jeans accessorized with keyless entry keypad, roof rack system,<sup>1</sup> heavy-duty splash guards with stainless steel inserts, front wheel-well liners, side window deflectors,<sup>2</sup> and 16" full silver wheel covers



Trailer hitch



Carpeted cargo mat



Floor liners



Dash cam systems<sup>2</sup>

**New Vehicle Limited Warranty.** We want your Ford Transit ownership experience to be the best it can be. Under this warranty, your new vehicle comes with 3-year/36,000-mile bumper-to-bumper coverage, 5-year/60,000-mile Powertrain Warranty coverage, 5-year/60,000-mile safety restraint coverage, 5-year/unlimited-mile corrosion perforation (aluminum panels do not require perforation) coverage, and 5-year/100,000-mile diesel engine coverage (when applicable) – all with no deductible. Please ask your Ford Dealer for a copy of this limited warranty.

**Roadside Assistance.** Covers your vehicle for 5 years or 60,000 miles, so you have the security of knowing that help may be only a phone call away should you run out of fuel, lock yourself out of the vehicle or need a winch back to a paved road, a battery jump start or towing. Your Ford Dealer can provide complete details on all of these advantages.

**Ford Commercial Vehicle Center.** Each of the over 650 dealerships in our Commercial Vehicle Center (CVC) network is committed to providing quality commercial-oriented products and service, as well as special financing and billing arrangements, to businesses that rely on Ford products. As a CVC customer, your business vehicles receive priority service at your CVC dealership to help get your vehicle back on the road quickly.

**Financial Services.** Our commercial purchase plans and lines of credit offer attractive rates, negotiable terms and business-friendly options. If you prefer to lease, our CommercialLease<sup>SM</sup> programs offer a wide variety of package options to meet your needs. For additional information, please visit our website at [fordcredit.com/comlend](http://fordcredit.com/comlend).

**Ford Credit.** Get the ride you want. Whether you plan to lease or buy, Ford Credit has the option that's right for you. Ask your Ford Dealer for details or visit us online at [ford.com/finance](http://ford.com/finance).

**Ford Protect<sup>TM</sup> Extended Service Plans.** Whether you purchase or lease your Ford vehicle, insist on genuine Ford Protect extended service plans. Ford Protect has a variety of plans to give you peace-of-mind protection whether you want vehicle component or maintenance coverage. Plus, they are fully backed by Ford and honored at all Ford dealerships in the U.S., Canada and Mexico. When you visit your dealer, insist on genuine Ford Protect extended service plans.

**Ford Insure.** A new insurance product designed just for Ford owners, Ford Insure can help you save money on auto insurance for your connected Ford vehicle. Drive smarter, become an even better driver and earn bigger discounts – it's a win/win/win. Visit the FordPass mobile app or call 1-833-Ford-183.

*American Road Services Company LLC is the licensed insurance agency supporting Ford and Lincoln insurance programs. Ford Insure is underwritten by Nationwide Mutual Insurance Company and Affiliated Companies. Subject to underwriting guidelines, review, and approval. Products not available to all persons in all states. Coverages vary by state. Availability varies; program criteria differs in California.*

**Ford Original Accessories.** They're warranted for whichever provides you the greatest benefit: 24 months/unlimited mileage, or the remainder of your Bumper-to-Bumper 3-year/36,000-mile New Vehicle Limited Warranty.

**Ford Licensed Accessories (FLA)** are warranted by the accessory manufacturer's warranty. FLA are designed and developed by the accessory manufacturer and have not been designed or tested to Ford Motor Company engineering requirements. Contact your Ford Dealer for details and/or a copy of all limited warranties.

Amazon, Alexa, and all related logos and marks are trademarks of Amazon.com, Inc. or its affiliates. Apple, Apple CarPlay, Apple Watch and iPhone are trademarks of Apple Inc., registered in the U.S. and other countries. App Store is a service mark of Apple Inc. Google, Android, Google Assistant, Google Play, Android Auto, Waze and other marks are trademarks of Google LLC. HD Radio is a proprietary trademark of iBiquity Digital Corporation. SiriusXM and all related marks and logos are trademarks of SiriusXM Radio Inc. The Bluetooth word mark is a trademark of the Bluetooth SIG, Inc.

Colors are representative only. See your dealer for actual paint/trim options.

## BACKED BY 650+ FORD COMMERCIAL VEHICLE CENTERS.



COMMERCIAL VEHICLES

There's a standard of excellence at your local Ford Commercial Vehicle Center dealer, where our certified experts are focused on offering an exceptional sales, service and finance experience. After helping you spec your Transit, our knowledgeable staff will help ensure it's built to your requirements. We can also recommend finance solutions and help maximize your "up-time" after the sale with prompt, specialized service. You'll find extended hours and service discounts at our Service and Parts Department, along with a Parts Advantage program that helps us keep the fastest-moving fleet parts in your area in stock. Learn more at [fordcommercialvehiclecenter.com](http://fordcommercialvehiclecenter.com)



From day one, we had the future in mind. And for over 116 years,  
we've focused on improving your freedom of movement,  
by making it possible for hardworking, everyday people to own  
a vehicle. One that's well built. That you're proud to drive.  
Born in Detroit, made in America<sup>1</sup> and famous worldwide:  
We are the Ford Motor Company.

Your mobility is at the center of everything we do.  
And we're excited to be designing and building smart vehicles  
that work for you. It's why we put our family name on every one.  
From our founding members, to our Ford family of employees  
around the globe, we work with pride. We build with care.  
For you – and your family. By everyone in ours.

<sup>1</sup>Made in the USA with domestic and foreign parts.