

2018

TRANSIT CONNECT

PASSENGER WAGON + CARGO VAN





FOR LIFE ON THE GO.

From everyday errands to memory-making getaways, the 2018 Ford Transit Connect Passenger Wagon lets you bring lots of loved ones along for the ride. Room for up to 7,² standard dual sliding side doors, and a choice of rear liftgate or 180° swing-out rear cargo doors,¹ help make it an excellent fit for fun-loving, active families like yours.

Transit Connect received the government's highest safety rating – a 5-star overall crash vehicle score.² It features 6 standard airbags including the side-curtain airbags in its Safety Canopy® System.³ A low step-in height provides easy access to stylish seats trimmed in leather,¹ cloth¹ or vinyl. Rain-sensing windshield wipers¹ help keep your view ahead clear. And a panoramic fixed-glass Vista Roof®¹ brightens every trip.



SHORT WHEELBASE (SWB)

SEATS
UP TO **5**



LONG WHEELBASE (LWB)

SEATS
UP TO **7**





SHARE THE FUN WITH EVERYONE.

Life is better lived together. That's why Transit Connect lets you pick 5-, 6- or 7-passenger seating,¹ then pamper one and all. On TITANIUM models, you'll get leather-trimmed seats, including 6-way power adjustability for the driver, plus heat and adjustable lumbar support for those seated up front. The steering wheel and shifter knob are leather-wrapped, too. Power front- and 2nd-row windows feature one-touch-up/-down functionality. There are cupholders in every row (including 2 in the 2nd-row bench seat armrest¹), plus 2 smart-charging USB ports and three 12-volt powerpoints to help keep your devices going. In the 2nd and 3rd rows, privacy glass and reclining seat backs help passengers stay comfortable on every adventure.



5-Passenger SWB
XLT or TITANIUM



6-Passenger LWB
XLT (optional) or TITANIUM



7-Passenger LWB
XL, XLT or TITANIUM (optional)

MOST AVAILABLE SEATING CONFIGURATIONS IN ITS CLASS,² so it's easy to find the Passenger Wagon that's right for you. SWB models feature a 2nd-row bench seat. LWB models offer a choice of 2nd-row bucket seats with a convenient pass-through to the 3rd row, or a 2nd-row bench seat, plus 3rd-row bucket seats.





BRING IT!

Since Transit Connect can adapt at a moment's notice, there's room for just about anything.

An overhead storage shelf in the front row lets you keep essentials like sunglasses close at hand, while its observation mirror¹ helps you keep an eye on those in back. Passengers can use the in-floor storage compartment¹ behind the front-passenger seat to stow small items. Plus, tuck even more gear out of sight in their own aircraft-style overhead console¹ featuring closeable bins.

Loading sports gear or headed to the store? It's easy to fold any – or all – of the rear seats flat to meet your cargo transporting needs. SWB models can carry items up to 49.0" tall, with up to 46.9 cu. ft. of space behind the 2nd-row seats, over 77 cu. ft. with them folded, or even more with them removed. LWB models can hold up to 104.2 cu. ft. of cargo that's up to 76.7" long. No matter which model you choose, Transit Connect is all about flexibility.



LOW LOAD FLOOR HEIGHT (under 2¹) makes it easy to pack up to 19.8 cu. ft.² of cargo behind the 3rd row inside LWB models, or bring your beloved canine companion along for the ride.

SPLIT-FOLDING FLEXIBILITY of the 2nd- and 3rd-row seating allows you to secure large objects (up to 42.2" tall inside LWB models) alongside your seated passengers.

ITEMS UP TO 76.7" LONG fit inside LWB models with the 2nd- and 3rd-row seats folded flat, where there's up to 104.2 cu. ft. of cargo space for you to fill.



GET COMFY.

This thoughtful collection of driver amenities can make all the difference in your day.

BEHIND THE WHEEL

You can position the steering wheel right where you like it thanks to the standard tilt and telescoping adjustability of the steering column. Do lots of highway driving? Cruise control¹ can help you maintain a steady pace.

IN YOUR ZONE

When sharing the front row with a passenger, the dual-zone electronic automatic temperature control² lets each of you select your settings and travel the way you prefer.

WHEN IT'S CHILLY OUTSIDE

Get on your way faster with the help of heated sideview mirrors³ and a Quickclear™ electric windshield defroster⁴ that quickly clears fog, snow, sleet and ice.

NEGOTIATING TIGHT SPACES

As they detect your vehicle getting close to stationary objects, the Forward and Reverse Sensing Systems^{1,2} can provide audible warnings to help you judge distances during parking and other low-speed maneuvers.



COMMAND IT CONFIDENTLY.

Right from the start. Every Transit Connect features standard hill start assist for help when you're driving up a grade. It prevents the vehicle from rolling back by momentarily maintaining brake pressure until there's enough engine torque available to move you uphill.

CHANGING LANES

BLIS® (Blind Spot Information System) with cross-traffic alert^{1,2} warns you if it detects a vehicle in either of your blind spots while driving forward, or approaching from the sides while in Reverse.

WHILE CORNERING

When you activate a turn signal or make a tight turn with the headlamps on, cornering fog lamps⁴ can help by providing additional illumination to that side of the vehicle.

EVEN WHEN OTHERS DRIVE

MyKey® programmable ignition keys⁴ allow you to place limits on the vehicle's maximum speed, audio volume and several other settings to help new drivers stay focused on the road.





POWER UP.


Being both spirited and smart can take you far in this world. The 2.5L Duratec® I-4 engine under the hood of every Transit Connect produces 169 horsepower and 171 lb.-ft. of torque – much of it at the low end. It's paired with a 6-speed SelectShift® automatic transmission to give Transit Connect an EPA-estimated rating of 27 hwy mpg.¹ The SelectShift capability lets you shift for yourself, or leave it to your Transit Connect.

TO PULL

Get trailer sway control^{2,3} technology and a 2,000-lb. towing capacity with the Trailer Tow Package. The rear view camera² helps make it easy to connect with your trailer.

TO HOLD

AdvanceTrac® with RSC® (Roll Stability Control™) and Curve Control can apply individual brakes and modify engine power to help keep all 4 wheels firmly planted, while Torque Vectoring Control adds another layer of road-gripping confidence.³



TORQUE VECTORING
AND CURVE CONTROL



SYNC 3

STAY CONNECTED ON THE MOVE.

Imagine controlling calls, music and more with just a touch and your voice. SYNC® 3^{1,2} lets you keep your hands on the wheel while it quickly responds to your spoken requests. Or use the responsive touchscreen in the center of your instrument panel to access its many helpful features. Bring the power of Siri® into Transit Connect with Siri Eyes Free and your paired iPhone®. The system also features 2 smart-charging USB ports to help keep your devices powered up and ready to go.



SYNC APPLINK®^{2,5}

Voice control for your favorite compatible mobile apps
Spotify® ▪ Alexa ▪ and more



APPLE CARPLAY™ COMPATIBILITY⁶

Use Siri to interact with your iPhone
Access your favorite songs and playlists in Apple Music®
Use Apple Maps for voice-guided navigation and estimated travel time



FORDPASS™ SMARTPHONE APP³

Your personal journey assistant
Find fuel and compare prices
Find, reserve and pay for parking in select locations
Get help from our trained team of Ford Guides – available 24/7



VOICE-ACTIVATED NAVIGATION⁴

Turn-by-turn directions
Vivid 3-D maps
Pinch-to-zoom touchscreen capability



SIRIUSXM® TRAFFIC & TRAVEL LINK®²

Complimentary for 5 years
Real-time traffic updates
Fuel station locations and prices
Current and forecasted weather
Movie locations and showtimes
Sports scores



ANDROID AUTO™ COMPATIBILITY⁶

Talk to Google™ to interact with your Android™ smartphone
Access your favorite music through your apps
Utilize Google Maps™ for voice-guided navigation and estimated travel time



FOR GETTING AHEAD.

The 2018 Ford Transit Connect Cargo Van is Built Ford Tough® – and it works hard to help you work smart. Your choice of wheelbases, rugged cloth¹ or durable vinyl seating, plus plenty of options and upfits, makes it easy to get the vehicle that’s just right for you and your line of work.

Maximum payload rating: up to 1,610 lbs.² Maximum towing capacity: 2,000 lbs.² LWB models offer up to 128.6 cu. ft. of cargo space behind the front seats or 149.0 cu. ft. with the passenger seat back folded down.² With everything from an engine block heater¹ to large exterior side panels that are ideal for showcasing your company’s identity, Transit Connect is the hard-working Cargo Van you can count on to help keep your business moving forward.



SHORT WHEELBASE (SWB)



CARRIES UP TO
124.3
CU. FT. OF CARGO



LONG WHEELBASE (LWB)



CARRIES UP TO
149.0
CU. FT. OF CARGO





OPEN UP OR OUT.

Easy access is key to getting your work done quickly and moving on to the next job. That's why every Transit Connect Cargo Van features dual sliding side doors. You can go with the standard side doors, which have no glass, or add 2nd-row fixed glass¹ to the passenger side or to both sides. Around back, the 180° swing-out rear cargo doors are standard. You can add fixed glass¹ to them, or opt for a rear liftgate¹ that includes fixed glass. If you plan to mount a ladder rack up top, the swing-out rear doors are great. If you often work in challenging weather, the liftgate¹ offers some rain protection when loading, and includes a rear defroster for help on those early-morning starts.



180°
SWING-OUT REAR
CARGO DOORS²







MAXIMIZE YOUR VERSATILITY.

Transit Connect makes it easy. Starting with a maximum payload rating of 1,610 lbs.¹ A low load floor height means moving things in and out is no sweat. You can fold the passenger seat down in the LWB Cargo Van for up to 149.0 cu. ft. of cargo room.¹ Items up to 4' wide, 4' tall, or over 9' long will fit inside.

The flat rear load floor, convenient cargo tie-down hooks and near-vertical walls help you make the best use of all that room. Plus, the durable vinyl floor covering is washable for quick cleanup.

 Add in a class-leading 36.1' curb-to-curb turning diameter² for negotiating tight spots, and you just found your new go-to business partner.





GENERAL CONTRACTING: Heavy-duty upfits designed for general contractors offer you sturdy steel cabinets, drawers, dividers, bins, and even a document holder that helps you keep each day's work orders ready to reference.



HEATING AND COOLING: Smart solutions for HVAC technicians include heavy-duty upfits, like a single or double ladder rack, a wide range of partitions, and lots of racks and bins systems, many with noise-reduction features.



PLUMBING: Heavy-duty upfits designed specifically for plumbing contractors offer you everything from a General Service Package to a workbench with an integrated vise.



ELECTRICAL: Your choice of heavy-duty upfits include Base Shelving and General Service Packages, as well as other options to help keep your electrical supplies in order.



CATERING: Designed to help caterers get their culinary masterpieces to the venue in pristine condition, these heavy-duty upfits offer you configurable interior shelving systems as well as several types of partitions.


UPFIT IT!

Transit Connect offers your business exceptional versatility and modern practicality with its full lineup of Built Ford Tough® Cargo Vans. A hard worker straight from the factory, you can equip it to do even more with upfits for your line of work. From durable bulkhead partitions¹ to cargo management packages¹ and flexible interior storage systems,¹ it's easy to create the Transit Connect Cargo Van you need with solutions from trusted brands like these:


- Adrian Steel
- Katerack® by Dejana
- Masterack®
- Sortimo By Knapheide

Explore your options at transitupfits.com.





Dark Blue Solar Magnetic Guard Shadow Black Frozen White Silver School Bus Yellow Race Red Deep Impact Blue



Pewter Vinyl 1 Charcoal Black Cloth 2 Charcoal Black Cloth 3 Medium Stone Cloth 4 Medium Stone Leather 5



LWB IS 15.8" LONGER OVERALL (LWB) WHEELBASE 120.6" (SWB) WHEELBASE 104.8" (LWB) OVERALL LENGTH 189.7" (SWB) OVERALL LENGTH 173.9"

	XL	XLT	TITANIUM
Dark Blue	1 2	3 4 5	5
Solar ^{1,2}	1 2	3 4 5	5
Magnetic ^{1,2}	1 2	3 4 5	5
Guard ^{1,2}	1 2	3 4 5	5
Shadow Black	1 2	3 4 5	5
Frozen White	1 2	3 4 5	5
Silver ¹	1 2	3 4 5	5
School Bus Yellow ³	1 2		
Race Red	1 2	3 4 5	5
Deep Impact Blue ^{1,2}	1 2	3 4 5	5

	XL	XLT	TITANIUM
A 16" Steel with Styled Wheel Covers	S		
B 16" Steel with Styled Wheel Covers		S	
C 16" Aluminum with Locking Wheel Lugs		O	S
D 17" Aluminum with Locking Wheel Lugs ²		O	O
E 17" Premium Black-Painted Machined Aluminum ²		O	O



STANDARD FEATURES

Engine

2.5L Duratec® I-4
169 hp @ 6,000 rpm
171 lb.-ft. of torque @ 4,500 rpm
EPA-estimated ratings¹
19 city/27 hwy/22 combined mpg (Passenger Wagon)
20 city/27 hwy/23 combined mpg (Cargo Van)

Mechanical

4-wheel disc brakes with Anti-Lock Brake System (ABS)
6-speed SelectShift® automatic transmission
15.8-gallon fuel tank
150-amp alternator
590 cold cranking amps, 60-amp-hr battery
Battery saver
Electric power-assisted steering
Full-size spare wheel and tire
Suspension - Front: independent MacPherson-strut; rear: twist-beam
Torque Vectoring Control

Driver-Assist Technology

Hill start assist
Reverse Sensing System (Passenger Wagon)



BUILT FOR COMFORT Passenger Wagon offers you heated front seats,² a 2nd-row 60/40 split-fold seat with folding armrest,² and 3rd-row fold-flat bucket seats (LWB).

Interior

12-volt powerpoints (Passenger Wagon; 3) (Cargo Van; 1)
Cargo area tie-down hooks (floor-mounted)
Cruise control (Passenger Wagon)
Driver's seat back map pocket (Passenger Wagon)
Dual front map lights and rear overhead courtesy light (Passenger Wagon)
Front center closeable console with 2 cupholders (Passenger Wagon)
Front inner door bins with bottle recesses and illuminated window switches
Overhead storage shelf with grab handles
Power door locks with central locking
Power front windows with one-touch-down on driver's side (Cargo Van)
Rear cargo area light (Cargo Van)
Rear cupholders - 2 in 2nd row, and 2 in 3rd row (Passenger Wagon; 3rd row LWB only)
Remote Keyless Entry System with 2 key fobs
Speedometer (mph/kph) with tachometer and trip computer
Tilt/telescoping steering column

Exterior

Dual sliding side doors (no glass on Cargo Van)
Gray grille and upper grille bar, gray bodyside moldings, and black door handles and headlamp bezels (Cargo Van)
Easy Fuel® capless fuel filler
Halogen headlamps
Mirrors - Sideview with integrated blind spot mirrors
Rear cargo doors, 180° swing-out (Cargo Van; no rear glass)
Rear liftgate with fixed glass and rear-window defroster (Passenger Wagon)
Variable-intermittent windshield wipers (Cargo Van and Passenger Wagon), and rear wiper with wash feature (Passenger Wagon)

Safety & Security

AdvanceTrac® with RSC® (Roll Stability Control™) and Curve Control
Driver and front-passenger front airbags and front-seat side airbags³
Safety Canopy® side-curtain airbags for all rows³
SecuriLock® Passive Anti-Theft System
Tire Pressure Monitoring System (excludes spare)

DIMENSIONS

Exterior	Passenger Wagon SWB	Passenger Wagon LWB	Cargo Van SWB	Cargo Van LWB
	5-seater	7-seater	2-seater	2-seater
Wheelbase	104.8"	120.6"	104.8"	120.6"
Length	173.9"	189.7"	173.9"	189.7"
Height	72.6"	72.0"	72.5"	72.8"
Width - Excluding mirrors	72.2"	72.2"	72.2"	72.2"
Width - Including mirrors	84.1"	84.1"	84.1"	84.1"
Width - Mirrors folded	77.4"	77.4"	77.4"	77.4"
Track - Front	61.4"	61.4"	61.4"	61.4"
Track - Rear	61.7"	61.7"	61.7"	61.7"
Overhang - Front	34.6"	34.6"	34.6"	34.6"
Overhang - Rear	34.6"	34.6"	34.6"	34.6"

Interior (1st/2nd/3rd row)

Head room	46.9"/45.1"/-	46.9"/45.1"/41.3"	46.9"/-/-	46.9"/-/-
Leg room (max. 1st row)	41.5"/37.6"/-	41.5"/37.6"/35.0"	41.5"/-/-	41.5"/-/-
Hip room	54.2"/58.3"/-	54.2"/58.2"/47.0"	54.2"/-/-	54.2"/-/-
Shoulder room	57.7"/58.5"/-	57.7"/58.5"/56.3"	57.7"/-/-	57.7"/-/-

Cargo Area

Length - Front at floor	70.9"	85.8"	71.5"	87.3"
Length - Front at beltline	60.9"	76.7"	61.3"	77.1"
Length with front-passenger seat folded (Cargo Van)	-	-	101.1"	116.9"
Load floor height (curb)	23.5"	22.7"	23.4"	23.7"
Side cargo door opening height	44.9"	44.9"	48.3"	48.3"
Side cargo door opening width	24.1"	33.0"	24.1"	33.0"
Rear cargo door opening height	45.1"	45.1"	44.0"	44.0"
Rear cargo door opening width	47.0"	47.0"	49.3"	49.3"
Width between wheelhouses	46.9"	46.9"	48.3"	48.3"
Height (max.)	49.0"	42.2"	49.7"	49.7"

Capacities⁴

Passenger volume (cu. ft.)	120.7	166.0	63.2	63.2
Max. towing (lbs.)	2,000	2,000	2,000	2,000
Max. GVWR (lbs.)	4,820	5,280	5,020	5,270
Max. payload (lbs.)	1,130	1,270	1,470	1,610

Cargo Volume (cu. ft.)

Behind 1st row with front-passenger seat folded	-	-	124.3	149.0
Behind 1st row	77.1	104.2	103.9	128.6
Behind 2nd row	46.9	58.9	-	-
Behind 3rd row (min./max.)	-	15.7/19.8	-	-

PASSENGER WAGON



XL



XLT



TITANIUM



XL XLT		XL XLT		XL XLT	
	Mechanical		Interior		Exterior
0 0	Engine block heater	S	AM/FM stereo with audio input jack and 2 speakers	S	Bumpers – Gray
0 0	Tire inflator and sealant kit (in place of the full-size spare)	0 S	AM/FM stereo with single-CD player, audio input jack and 2 speakers	S	Bumpers – Body-color front and Gray rear
0 0	Upfitter wiring harness (LWB)	0 0	AM/FM stereo with single-CD player, audio input jack and 4 speakers	S	Fog lamps
	Driver-Assist Technology	0	AM/FM stereo with single-CD player, audio input jack, HD Radio™ and 4 speakers	0	Fog lamps – Cornering
0	Autolamp automatic on/off headlamps with configurable daytime running lamps ¹	0	SiriusXM® Radio with 6-month trial subscription ^{1,2}	0 0	Daytime running lamps
0	BLIS® (Blind Spot Information System) with cross-traffic alert ¹ (includes power one-touch-up/-down front windows)	0	Voice-activated Navigation System ¹ with pinch-to-zoom capability, and integrated SiriusXM Traffic and Travel Link with 5-year subscription ²	S	Mirrors – Black, manual sideview with manual fold
0	Forward Sensing System (requires Reverse Sensing System)	S	12-volt powerpoint (1)	0 S	Mirrors – Black, power, heated sideview with manual fold
0	Rain-sensing windshield wipers ¹	S	12-volt powerpoints (2)	0 0	Mirrors – Large, power, heated sideview with manual fold (recommended for towing)
0 0	Reverse Sensing System	S S	Climate – Manual front air conditioning and heater	0 S	Privacy glass from B-pillars back ¹
0 0	SYNC® Voice Recognition Communications and Entertainment System with 4.2" color LCD screen in center stack, 911 Assist®, AppLink®, and 1 smart-charging USB port ¹	0	Climate – Dual-zone electronic automatic temperature control	0 0	Quickclear™ electric windshield defroster with power, heated sideview mirrors
0	SYNC 3 with 6.5" color LCD capacitive touchscreen in center stack, 911 Assist, AppLink, Apple CarPlay™ compatibility, Android Auto™ compatibility, and 2 smart-charging USB ports ¹	0 S	Cruise control	0 0	Rear cargo doors – 180° swing-out with fixed glass
	Seating	0	Floor mats – All-weather (front)	0 0	Rear liftgate with fixed glass and rear-window defroster
S	4-way manual driver seat with lumbar and 4-way manual front-passenger seat with fold-flat back	S 0	Flooring – Vinyl front area	0 0	Rear view camera ¹
0 S	6-way manual driver and 4-way manual front-passenger seats with manual lumbar and passenger-side fold-flat back	S	Flooring – Carpet in front with carpeted floor mats	0 0	Roof rack with crossbars
0 0	6-way manual driver and 4-way manual front-passenger seats with manual lumbar and without passenger-side fold-flat back (recommended when upfitting with an aftermarket bulkhead)	S S	Flooring – Vinyl rear cargo area	0 0	Roof rails
		0 0	Ford Telematics™ powered by Telogis® ³ – Fleet-tracking system (includes 1 year of subscription service)	0 0	Splash guards (front and rear)
		S	Front center console with 2 cupholders		Packages
		S	Front center closeable console with 2 cupholders	0 0	CNG/Propane Gaseous Engine Prep Package
		0 0	Key fobs (2 additional)	0 0	Trailer Tow Package: Class I trailer hitch receiver, trailer wiring module, 4-pin connector, and trailer sway control
		0 S	MyKey technology to help encourage responsible driving ¹		Fleet-Only Options
		0 0	Perimeter alarm	0 0	Speed limitation – 65-mph governed top speed (n/a with MyKey)
		0 0	Rear cargo area LED light (replaces standard cargo area light)	0 0	Speed limitation – 75-mph governed top speed (n/a with MyKey)
		0	Rearview mirror – Auto-dimming (requires fixed rear glass)		
		0	Remote Start System (includes perimeter alarm)		
		0 0	Smoker's Pack – Includes ash cup		
		0 0	Window – 2nd-row fixed glass on passenger side with steel mesh window guard		
		0 0	Windows – 2nd-row fixed glass on driver and passenger sides with steel mesh window guards (requires fixed rear door glass)		



CARGO VAN



XL



XLT





FORD ACCESSORIES

XLT LWB Passenger Wagon in Silver accessorized with Aeroskin™ hood protector by Lund,¹ keyless entry keypad, side window deflectors by Lund,¹ molded splash guards, and roof crossbars and cargo box by THULE^{®1}

accessories.ford.com

Exterior

- Hood protector¹
- Racks and carriers¹
- Side window deflectors¹
- Splash guards
- Trailer hitch (A)
- Trailer towing accessories

Interior

- All-weather floor mats (B)
- Ash cup/coin holder
- Cargo area protector (C)
- Cargo organizers and protectors
- Carpeted floor mats
- First aid and roadside assistance kits¹
- In-vehicle safe¹
- Interior light kit
- Interior rear window grilles
- Tablet cradle¹

Electronics

- Ford Telematics¹
- Keyless entry keypad
- Remote Access (D)
- Remote start systems
- Reverse bumper-mounted warning sensor system¹
- Vehicle Security System

New Vehicle Limited Warranty. We want your Ford Transit Connect ownership experience to be the best it can be. Under this warranty, your new vehicle comes with 3-year/36,000-mile bumper-to-bumper coverage, 5-year/60,000-mile Powertrain Warranty coverage, 5-year/60,000-mile safety restraint coverage, and 5-year/unlimited-mile corrosion (perforation) coverage – all with no deductible. Please ask your Ford Dealer for a copy of this limited warranty.

Roadside Assistance. Covers your vehicle for 5 years or 60,000 miles, so you have the security of knowing that help may be only a phone call away should you run out of fuel, lock yourself out of the vehicle or need towing. Your Ford Dealer can provide complete details on all of these advantages.

Ford Credit. Get the ride you want. Whether you plan to lease or finance, you'll find the choices that are right for you at Ford Credit. Ask your Ford Dealer for details or check us out at fordcredit.com.

Ford Protect Extended Service Plans. Whether you purchase or lease your Ford vehicle, insist on genuine Ford Protect extended service plans. Ford Protect has a variety of plans to give you peace-of-mind protection whether you want vehicle component or maintenance coverage. Plus, they are fully backed by Ford and honored at all Ford dealerships in the U.S., Canada and Mexico. When you visit your dealer, insist on genuine Ford Protect extended service plans.

Insurance Services. Get Ford Motor Company quality in your auto insurance. Our program offers industry-leading benefits and competitive rates. Call 1-877-367-3847, or visit us at fordvip.com for a no-obligation quote. Insurance offered by American Road Services Company (in CA, American Road Insurance Agency), a licensed agency and subsidiary of Ford Motor Company.

Ford Original Accessories. They're warranted for whichever provides you the greatest benefit: 24 months/unlimited mileage, or the remainder of your Bumper-to-Bumper 3-year/36,000-mile New Vehicle Limited Warranty. Ford Licensed Accessories (FLA) are warranted by the accessory manufacturer's warranty. FLA are designed and developed by the accessory manufacturer and have not been designed or tested to Ford Motor Company engineering requirements. Contact your Ford Dealer for details and/or a copy of all limited warranties.

Alexa, Android, Android Auto, Google, Google Maps and Google Play are trademarks of Google Inc. Apple, Apple CarPlay, Apple Music, iPhone and Siri are trademarks of Apple Inc., registered in the U.S. and other countries. "HD Radio" and the HD Radio logo are proprietary trademarks of iBiquity Digital Corporation. Masterack is a registered trademark of Leggett & Platt Commercial Vehicle Products Company. Sirius, XM and all related marks and logos are trademarks of SiriusXM Radio Inc. Spotify is a registered trademark of Spotify AB, Sweden. THULE is a registered trademark of Thule Sweden AB.

Comparisons based on competitive models (class is Small Vans based on Ford segmentation), publicly available information and Ford certification data at time of release. Vehicles may be shown with optional equipment. Features may be offered only in combination with other options or subject to additional ordering requirements/limitations. Dimensions shown may vary due to optional features and/or production variability. Information is provided on an "as is" basis and could include technical, typographical or other errors. Ford makes no warranties, representations, or guarantees of any kind, express or implied, including but not limited to, accuracy, currency, or completeness, the operation of the information, materials, content, availability, and products. Ford reserves the right to change product specifications, pricing and equipment at any time without incurring obligations. Your Ford Dealer is the best source of the most up-to-date information on Ford vehicles.

¹Ford Licensed Accessory.