

HONDA AUTOMOBILES



Accord EX Coupe



INTRODUCTION

A BLUEPRINT FOR THE '90s.

When all the pieces work together perfectly, a new standard is created. An automobile others will admire. And attempt to emulate. For 1990, Honda introduces the new Accord, Civic, CRX and Prelude. Each one the definition of its class. For a long time to come.



ACCORD EX SEDAN



YOU HAVE TO DRIVE IT TO BELIEVE IT.

The first thing you notice about the new Accord 4-Door Sedan is its size. The car that set the standard by which other sedans are judged is larger than ever, inside and out. But, that's only the beginning.

Its shape is defined by softer contours and smooth, flowing lines.

There is more room inside, the ride is more comfortable and the car is more responsive under virtually all driving conditions.

A substantial increase in glass area improves visibility.

With a long list of standard features, the Accord DX remains one of the best values on the sedan market today.

The fully equipped Accord LX Sedan is based on the premise that luxury is a necessity.

Everything about the new Accord EX 4-Door Sedan is designed to raise the quality of driving. In this case, driving is believing.

*2.2 liter, 130 horsepower SOHC 16-valve engine with PGM-FI • 5-speed overdrive manual transmission
Available 4-speed automatic transmission • 4-wheel double wishbone suspension • Speed-sensitive
variable-assist power steering • 195/60 R15 Michelin MXV3 tires • Alloy wheels • Power-operated moonroof
Air conditioning • Power windows • Power door locks • Dual power mirrors • Cruise control*



ACCORD LX COUPE



WHAT THE COMPETITION MAY THINK OF NEXT.

For years, the Honda Accord gave other carmakers something to look up to. Here is a blueprint for the '90s. The Accord Coupe.

This coupe is all new. But, it is all Accord. It will set new standards.

Surfaces and contours blend harmoniously while all lines flow smoothly.

The front of the car rounds to the wind. The rear is high and designed according to automotive aerodynamic principle.

A new, 2.2 liter engine powers the Accord Coupe. A redesigned version of our highly acclaimed race-bred suspension system further improves ride and handling.

There are three Coupes to choose from. The well-equipped Accord DX. The Accord LX, the luxury Coupe of the future. And, the highest evolution of the Coupe, the Accord EX.

Whichever you select, you will be driving what other carmakers have yet to think of.

*2.2 liter, 125 horsepower SOHC 16-valve engine with PGM-FI • 5-speed overdrive manual transmission • Available 4-speed automatic transmission • 4-wheel double wishbone suspension • Speed-sensitive variable-assist power steering
Air conditioning • Power windows • Power door locks • Dual power mirrors • Cruise control
Power moonroof (EX) • High-Power AM/FM stereo with full-logic cassette • Adjustable steering column*







Prelude Si with the ALB Package



PRELUDE Si



A BALANCE OF POWER.

What sets the Prelude apart from all other sports coupes? In a word, balance. From its sleek design to its responsive handling, the look and feel of a Honda Prelude will excite your senses.

This year, it is available in three models: the Prelude 2.0 S, the Prelude 2.0 Si, and the Prelude Si.

All the features of the Prelude 2.0 S are also found on the Prelude 2.0 Si. While both feature a

two-liter engine, the more powerful 2.0 Si adds Programmed Fuel Injection.

The Prelude Si offers you more luxury and a new 140 horsepower fuel-injected engine. Also available for this model: 4-wheel steering (4WS) and Anti-Lock Braking (ALB) option packages.

The new 1990 Honda Prelude. Precisely what you are looking for.

2.05 liter, 140 horsepower twin-cam 16-valve engine with PGM-FI • 5-speed manual transmission • Available 4-speed automatic transmission with Sport-shift and electronically controlled lockup torque converter • 4-wheel double wishbone suspension • Speed-sensitive variable-assist power steering • Power-operated tinted glass moonroof • Air conditioning • 195/60 R14 Michelin XGT-V tires on 14-inch alloy wheels (4WS, ALB option packages) • Power windows • Dual power mirrors • Cruise control • Rear spoiler with integral LED stoplight (4WS, ALB option packages) • 4-wheel steering (4WS option) • Power door locks (4WS option) • Anti-Lock Braking System (ALB option)



Shown with accessory wheels

C R X



YOU ARE NOW ENTERING THE FUN ZONE.

Hop into the CRX and get ready to have some fun. With a shape that's refreshing. And sexy.

On the road, you'll find a rush of excitement with a powerful fuel-injected engine.

Four-wheel double wishbone suspension easily handles any curves thrown your way.

So, sit back and relax. The seats are comfortable and supportive. Yet, they hold you snugly in place even during hard cornering.

There's plenty of room. And, over 23 cubic

feet of space to stow essentials. Like your sun-screen and a towel.

If you're interested in high mileage, try cruising in a CRX HF. It's one of the highest mileage cars in America.*

For a good time, it's hard to beat the CRX. It's a fun machine.

One of the few cars that offers even more entertainment value is the 108 hp CRX Si.

Have a blast!

1.5 liter, 16-valve SOHC engine • Dual-Point Fuel Injection • 5-speed manual transmission • Available 4-speed automatic transmission • 4-wheel double wishbone suspension • Power-assisted, ventilated front disc/rear drum brakes • Adjustable steering column • Rear window defroster with timer • Rear window wiper/washer • Remote hatch and fuel filler door releases • Tachometer • Trip odometer





CIVIC EX SEDAN



THE YARDSTICK FOR OTHER CARMAKERS.

It's been described as the new unit of measurement. The standard of value and dependability.

To begin with, let's talk numbers. Over 43 inches of front legroom and 30 inches in the rear.

As with any role model, appearances are also important. The aerodynamic body measures up nicely. It is both functional and attractive.

Equally efficient is the powerful fuel-injected engine. Double wishbone suspension ensures that handling and ride are top-notch.

The Civic DX Sedan comes with a smooth-shifting 5-speed manual transmission. Also available is a 4-speed automatic.


With an impressive list of luxury features, the Civic LX is a very accommodating Sedan. It offers all the comforts of home. And then some.


The EX Sedan is the ultimate Civic. It comes with an extensive list of power features and a 1.6 liter, 16-valve fuel-injected engine.

No other car in its class compares.

1.6 liter, 16-valve, 108 horsepower SOHC engine • Multi-Point Fuel Injection • 5-speed overdrive manual transmission

*Available 4-speed automatic transmission with electronically controlled lockup torque converter • Cruise control
4-wheel double wishbone suspension • Power-assisted steering • Power assisted, ventilated front disc/rear drum brakes
Power windows • Power door locks • Dual power mirrors*





CIVIC Si



THE DIFFERENCE IN OWNING THE ORIGINAL.

What separates the Civic from other hatchbacks? First of all, it's a Honda. Which means it's reliable. Practical. And a good value. Three reasons why we've been number one in Import Owner Loyalty for thirteen years in a row.[†]

For years the Civic Hatchback has drawn the line for other cars to follow. And, that line is sleek.

The hoodline is low for exceptional visibility. The long-roof design provides plenty of room. For five adults. And plenty of cargo.

Like all our Civics, the Hatchback features a 16-valve, fuel-injected engine and double wishbone suspension.

For those seeking a blend of practicality with a bit more power, comfort and convenience, there's the Civic DX Hatchback.

The Civic Si is the most spirited Hatchback. It comes with the same sporty engine as the CRX Si. Plus, a power-operated moonroof. And more.

You could settle for less. But, why?

1.6 liter, 16-valve 108 horsepower SOHC engine • Multi-Point Programmed Fuel Injection (PGM-FI) • 5-speed overdrive manual transmission • 4-wheel double wishbone suspension • Front and rear stabilizer bars • Gas pressurized front and rear shock absorbers • Rack-and-pinion steering • Power-assisted, ventilated front disc/rear drum brakes • Full sport wheel covers • Front chin spoiler • Rear window wiper/washer (DX, Si) • Dual-outlet exhaust

CIVIC WAGONS



A FINE LINE BETWEEN WORK AND PLAY.

Civic Wagons offer the proper balance between function and fun.

Whether your cargo is play stuff or work stuff, fold the rear seatbacks flat to create 60.3 cubic feet of space.


There are plenty of horses pulling these wagons. Both feature 16-valve, fuel-injected engines for power and efficiency.

Real Time® 4-wheel drive automatically engages whenever you need extra traction.

An extra-low first gear with the 6-speed manual transmission or the low-hold first gear with the available automatic provides additional pull. For low-speed maneuvers in 4WD, power steering comes in handy.

A 5-speed manual transmission is standard on the 2WD Wagon. A 4-speed automatic is also available. And double wishbone suspension makes the Civic Wagons smooth handlers for any trip. Business or pleasure.

*1.6 liter, 16-valve, 108 horsepower Multi-Point PGM-FI, SOHC engine (4WD) • 1.5 liter, 16-valve, Dual-Point PGM-FI, SOHC engine (2WD) • 4-wheel double wishbone suspension • Ventilated front disc/rear drum brakes
Available 4-speed automatic transmission • Power-assisted steering (4WD) • Tachometer
Adjustable steering column • Rear window defroster*





4WD shown with optional equipment

1990 HONDAS
ACCORD EX 4-DOOR SEDAN
ACCORD LX COUPE
PRELUDE Si
PRELUDE Si OPTION PACKAGES
SPECIFICATIONS

Engine: 4-cyl. SOHC 16-valve
Injection System: Multi-Point Programmed Fuel Injection
Displacement: 2156cc
Horsepower: 130 @ 5200
Std. Trans.: 5-spd. manual
Avail. Auto.: 4-spd. w/Lockup Torque Converter
Suspension: Front & Rear Double Wishbone w/Front & Rear Stabilizer Bars

Engine: 4-cyl. SOHC 16-valve
Injection System: Multi-Point Programmed Fuel Injection
Displacement: 2156cc
Horsepower: 125 @ 5200
Std. Trans.: 5-spd. manual
Avail. Auto.: 4-spd. w/Lockup Torque Converter
Suspension: Front & Rear Double Wishbone w/Front Stabilizer Bar

Engine: 4-cyl. DOHC 16-valve
Injection System: Multi-Point Programmed Fuel Injection
Displacement: 2056cc
Horsepower: 140 @ 5800
Std. Trans.: 5-spd. manual
Avail. Auto.: 4-spd. w/Sport-shift
Suspension: Front & Rear Double Wishbone w/Front & Rear Stabilizer Bars

DIMENSIONS

Wheelbase: 107.1 in.
Length: 184.8 in.
Width: 67.9 in.
Height: 54.7 in.
Fuel Cap.: 17.0 gal.

Wheelbase: 107.1 in.
Length: 184.8 in.
Width: 67.9 in.
Height: 53.9 in.
Fuel Cap.: 17.0 gal.

Wheelbase: 101.0 in.
Length: 177.6 in.
Width: 67.3 in.
Height: 51.0 in.
Fuel Cap.: 15.9 gal.

FEATURES AND STANDARD EQUIPMENT

Variable-Assist Power Rack-and-Pinion Steering
Power-Assisted, Ventilated Front Disc/Rear Drum Brakes
Multi-Reflector Halogen Headlights
Air Conditioning
High-Power AM/FM Stereo Cassette w/4 Speakers
Automatic Power Antenna
Power-Operated, Tinted Glass Moonroof w/Manual Sunshade
Cruise Control
Power Door Locks
Power Windows
Dual Power Mirrors (Body-Colored)
15" Alloy Wheels
195/60 R15 87H Michelin MXV3 Tires
Adjustable Steering Column
Dual-Outlet Exhaust
Driver's Seat Adjustable Lumbar Support
Locking Fold-Down Rear Seatback
2-Point Motorized Front Seat Belts with Manual Lap Belt
Rear 3-Point Seat Belts with Center Lap Belt
Child-Proof Rear Door Locks
Tachometer
Quartz Digital Clock
Rear Window Defroster w/Timer
Remote Trunk/Fuel Filler Door Releases

Variable-Assist Power Rack-and-Pinion Steering
Power-Assisted, Ventilated Front Disc/Rear Drum Brakes
Multi-Reflector Halogen Headlights
Air Conditioning
High-Power AM/FM Stereo Cassette w/4 Speakers
Automatic Power Antenna
Cruise Control
Power Door Locks
Power Windows
Dual Power Mirrors
Full Wheel Covers
P185/70 R14 87S Michelin LX1 Tires
Adjustable Steering Column
Locking Fold-Down Rear Seatback
2-Point Motorized Front Seat Belts w/Manual Lap Belt
Rear 3-Point Seat Belts with Center Lap Belt
Tachometer
Quartz Digital Clock
Body-Colored Bumpers
Rear Window Defroster w/Timer
Tinted Glass
Remote Trunk/Fuel Filler Door Releases

Variable-Assist Power Rack-and-Pinion Steering
Power-Assisted, 4-Wheel Disc Brakes w/Ventilated Front Rotors
14" Steel Wheels w/195/60 R14 85H Michelin MXV Tires w/Full Covers
Power Windows
Dual Power Mirrors
Air Conditioning
Power-Operated, Tinted Glass Moonroof w/Manual Sunshade
Ignition Switch Light
Door Lock Light
Cruise Control
High-Power AM/FM Stereo Cassette with 4 Speakers
Fold-Down Rear Seatback with Lock
Adjustable Lumbar and Upper Side Bolster Supports on Driver's Seat
Remote Trunk-Lid and Fuel Filler Door Releases
Rear Window Defroster w/Timer
3-Point Passive Restraint Seat Belt System (Front)
Integrated Fog Lights
Automatic Power Antenna
Dual-Outlet Exhaust

ALB OPTION PACKAGE

Anti-Lock Braking (ALB) System
14" Alloy Wheels (Body-Colored on Frost White)
195/60 R14 Michelin XGT-V Tires
Rear Spoiler with Integral LED Stoplight


4WS OPTION PACKAGE (Not shown)
Steer-Angle Dependent 4-Wheel Steering (4WS)
14" Alloy Wheels
195/60 R14 Michelin XGT-V Tires
Power Door Locks
Rear Spoiler with Integral LED Stoplight

EPA MILEAGE ESTIMATES CITY/HWY.*

5-spd. manual 24/30
4-spd. automatic 22/28

5-spd. manual 24/30
4-spd. automatic 22/28

5-spd. manual 22/26
4-spd. automatic 21/25

 This worldwide symbol represents Honda Motor Co., the source of various line makes of quality automobiles. NA = Not applicable. *Mileage figures shown for comparison. Actual mileage may vary. †R.L. Polk and Company, *Leading Import Sales Analysis*, 1/90. 3-Year/36,000-Mile Limited Warranty: Ordinary maintenance items or adjustments, parts subject to normal wear and replacement and certain items are excluded. See your Honda dealer for the terms and conditions of this limited warranty.

1990 HONDAS
CIVIC Si
CIVIC EX 4-DOOR SEDAN
CIVIC 4WD WAGON
CRX
SPECIFICATIONS

Engine: 4-cyl. SOHC 16-valve
Injection System: Multi-Point Programmed
Fuel Injection
Displacement: 1590cc
Horsepower: 108 @ 6000
Std. Trans.: 5-spd. manual
Suspension: Front & Rear Double Wishbone
w/Front & Rear Stabilizer Bars

Engine: 4-cyl. SOHC 16-valve
Injection System: Multi-Point Programmed
Fuel Injection
Displacement: 1590cc
Horsepower: 108 @ 6000
Std. Trans.: 5-spd. manual
Avail. Auto.: 4-spd. w/Lockup Torque Converter
Suspension: Front & Rear Double Wishbone
w/Front Stabilizer Bar

Engine: 4-cyl. SOHC 16-valve
Injection System: Multi-Point Programmed
Fuel Injection
Displacement: 1590cc
Horsepower: 108 @ 6000
Std. Trans.: 6-spd. manual
Avail. Auto.: 4-spd. w/Lockup Torque Converter
(Low-Hold)
Suspension: Front & Rear Double Wishbone
w/Front Stabilizer Bar
FWD w/4WD Viscous Coupling System

Engine: 4-cyl. SOHC 16-valve
Injection System: Dual-Point Programmed
Fuel Injection
Displacement: 1493cc
Horsepower: 92 @ 6000
Std. Trans.: 5-spd. manual
Avail. Auto.: 4-spd. w/Lockup Torque Converter
Suspension: Front & Rear Double Wishbone
w/Front Stabilizer Bar

DIMENSIONS

Wheelbase: 98.4 in.
Length: 157.1 in.
Width: 66.3 in.
Height: 52.5 in.
Fuel Cap.: 11.9 gal.

Wheelbase: 98.4 in.
Length: 168.8 in.
Width: 66.7 in.
Height: 53.5 in.
Fuel Cap.: 11.9 gal.

Wheelbase: 98.4 in.
Length: 161.7 in.
Width: 66.1 in.
Height: 56.9 in.
Fuel Cap.: 11.9 gal.

Wheelbase: 90.6 in.
Length: 148.4 in.
Width: 65.7 in.
Height: 50.1 in.
Fuel Cap.: 11.9 gal.

FEATURES AND STANDARD EQUIPMENT

Rack-and-Pinion Steering
P185/60 R14 82H Tires
Power-Assisted, Ventilated Front Disc/Rear
Drum Brakes
Power-Operated Tinted Glass Moonroof
Tachometer
Quartz Digital Clock
Full Wraparound Body Side Moulding
Halogen Headlights
Adjustable Steering Column
Dual Manual Remote-Operated Mirrors
Remote Hatch/Fuel Filler Door Releases
Contoured Bucket Seats
Split 50/50 Fold-Down Rear Seatback
Rear Window Wiper/Washer
Rear Window Defroster w/Timer
2-Speed/Intermittent Wipers
Cargo Area Light
Front 3-Point Passive Restraint Seat Belts
Rear 3-Point Seat Belts with Center Lap Belt
Tinted Glass
Rear Cargo Cover
Opening Rear Quarter Window
Dual-Outlet Exhaust
Gas Pressurized Front and Rear Shock Absorbers
Body-Colored Bumpers

Power-Assisted Rack-and-Pinion Steering
Power-Assisted, Ventilated Front Disc/Rear
Drum Brakes
Halogen Headlights
Cruise Control
Power Door Locks
Power Windows
Dual Power Mirrors
Full Wheel Covers
P175/65 R14 Tires
Locking Fold-Down Rear Seatback
Remote Trunk/Fuel Filler Door Releases
Front/Rear Adjustable Head Restraints
Front 2-Point Motorized Seat Belts w/Manual
Lap Belt
Rear 3-Point Seat Belts with Center Lap Belt
Adjustable Steering Column
Rear Window Defroster w/Timer
2-Speed/Intermittent Wipers
Trunk Area Light
Quartz Digital Clock
Tinted Glass
Rear Seat Heater Ducts
Tachometer
Child-Proof Rear Door Locks
Full Wraparound Body Side Moulding
Body-Colored Bumpers

Power-Assisted Rack-and-Pinion Steering
Power-Assisted, Ventilated Front Disc/Rear
Drum Brakes
Halogen Headlights
Full Wraparound Body Side Moulding
Adjustable Steering Column
Front/Rear Adjustable Head Restraints
Driver's Manual Remote-Operated Mirror
60/40 Split Fold-Down Rear Seatback
Remote Hatch/Fuel Filler Door Releases
Rear Window Wiper/Washer
Rear Window Defroster w/Timer
2-Speed/Intermittent Wipers
Cargo Area Light
Front 2-Point Motorized Seat Belts w/Manual
Lap Belt
Rear 3-Point Seat Belts with Center Lap Belt
Quartz Digital Clock
Tinted Glass
Rear Seat Heater Ducts
Tachometer
Child-Proof Rear Door Locks
Roof Spoiler

Rack-and-Pinion Steering
Power-Assisted, Front Ventilated/Rear Disc Brakes
Halogen Headlights
Adjustable Steering Column
Driver's Footrest
Reclining Front Seatbacks
Child Safety-Seat Anchors
3-Point Passive Restraint Seat Belts
Tachometer
Lockable Stowage Compartment
Quartz Digital Clock
Dual Manual Remote-Operated Mirrors
Tinted Glass
Hatch-Open Warning Light
Cargo Area Light
2-Speed/Intermittent Wipers
Rear Window Defroster w/Timer
Rear Window Wiper/Washer
Cargo Cover
Remote Hatch/Fuel Filler Door Releases

EPA MILEAGE ESTIMATES CITY/HWY.*

5-spd. manual 28/32
NA

5-spd. manual 28/32
4-spd. automatic 25/29

5-spd. manual 24/26
4-spd. automatic 24/26

5-spd. manual 32/35
4-spd. automatic 29/35

HONDA