



INFINITI.

Inspired Performance®

FIND YOURS Visit us online to create your ideal Infiniti, get pricing and more.

www.infinitiUSA.com

CONNECT Join our community, and get the latest on Infiniti.

f [Facebook.com/Infiniti](https://www.facebook.com/Infiniti) t [Twitter.com/InfinitiUSA](https://twitter.com/InfinitiUSA)

DISCOVER Watch for the Infiniti Portfolio app for iPad® coming to the App Store™, and for Android™ on the Google Play™ Store for an interactive, digitally enhanced experience for each Infiniti model.



Q60 COUPE

European model shown.



INFINITI.

Inspired Performance®

A GLANCE



European model shown.

The Infiniti Q60 Coupe invites you on a journey that is truly intimate. Exuding from the magnetic attraction of its styling and the exhilarating intensity of its performance, a connection is shared in an instant. It is the promise of an experience savored by your every sense.



AN ESCAPE

European model shown.

Be fully engaged in the feeling of an instantaneous response to your touch, your input, and your direction. Every curve and every command is translated as if by anticipation. To drive the Q60 Coupe in the turns is to be immersed in the moment of now.

FRONT-MIDSHIP PLATFORM places the engine closer to the center of the car so your Q60 Coupe will spring into corners and maintain stability driving out of them.

SPORT-TUNED SUSPENSION¹ features taut springs and shocks, and large-diameter stabilizer bars to provide sharper handling. The difference is the impression it leaves behind.



European model shown.

ADVANCED CLIMATE CONTROL SYSTEM^{1,2} with Plasmacluster[®] air purifier intuitively cleans the air inside your cabin to help reduce odor, mold and viruses. The drive is uncompromised and so should be your environment.

INFINITI CONTROLLER allows you to command your technology in the manner you find most intuitive. It responds to you rather than you conforming to the system.



A RUSH

European model shown.

Every motion reveals an intimate connection to your senses. Power seems limitless from standstill to straightaway and everything in between. This is performance with an emotional signature.

ACCELERATION SWELL transforms mechanical power into emotional excitement. Precise engine tuning unleashes torque over a broader rev range, and the feeling of acceleration is shaped to increase the faster you go.

HUMAN TOUCH leads to the singular feel of Infiniti performance. Every engineering refinement, down to the difference between bolts, is measured by a test driver, not computer. Attention is everything.



A CONNECTION

European model shown.

Drawn by an undeniable allure. Rewarded with an unspoken declaration. The Q60 Coupe reflects your desires and translates your thoughts through design, performance and sheer instinct. Once driven, it will never leave you.

INFINITI INTELLIGENT KEY personalizes your vehicle to suit you without ever leaving your pocket or purse. Simply pressing the switch on the door handle unlocks the doors, while the seat, outside mirrors, and steering wheel automatically adjust to your personal preferences—ready to please and to excite.




OBJECT OF ATTRACTION

2014 INFINITI Q60 COUPE

AMBIANCE

A welcoming and evocative space is measured by its ability to stir your emotions.



0.6^{MM}
CLOSER

OPTICAL PERFECTION Where interior components meet—where the dash meets the door or the center console—they are assembled not to be mathematically perfect, but to look perfect. This requires an exacting manufacture process, tightening the space where dashboard meets door from 3mm to 2.4mm in order to achieve a seamless visual design from the driver's point of view. But we believe in considering every angle in creating an emotionally transcendent environment.

FINER FABRICS The seat belt is one of the few surfaces you continually touch, so we found a variable herringbone weave for the webbing that is softer than standard fabrics. Not only is it more pleasing to the touch, but being more compliant, it allowed us to reduce the friction of the seat belt mechanisms. The seat belt is more comfortable to wear, easier to pull out and even less likely to snag the thread of your finest fabrics. No element is too small.

PERSONAL CONNECTION The ingenuity of the Infiniti Intelligent Key system allows you to lock and unlock both doors, open the windows, and open the rear decklid remotely with a press of a button. With the key in your possession, it communicates with your vehicle to let you access the door locking functions and open the rear decklid through their respective request switch, and initiates your personalized memory settings.

DESIGN

Simple yet effective design that evokes a deep emotional connection without sacrifice.



0
LIFT

.32
CD

FUNCTIONALLY SEDUCTIVE The design of the Q60 Coupe shapes seduction into exhilaration. The aggressive front fascia persuades the wind to flow over, around and under the vehicle, in ways that create zero-lift front and rear, so it's as balanced at speed as it is at rest. Yet the coupe's shape slips through the air with a low 0.32 coefficient of drag for better fuel consumption, and quieter cruising with minimum effort.²

Smooth lines allow light to play and pool over its curves. The signature double-wave hood flows over the engine and rises to the elevated front fenders. At its front are HID headlights that have gone through a specialized production process tightened by hand from behind to mount perfectly flush for an exacting fit.

Every shape and crease is connected front to rear, where the Q60 Coupe features broad rear fenders that flow into the large LED brake lights. The instant glow of the brake lights are more than distinct—they illuminate brighter and faster than conventional bulbs when you brake to warn those that want to follow.

PERFORM

Underneath its alluring physique lies the foundation of the thrilling performance of Infiniti Direct Response engineering.

46¹
REAR

54¹
FRONT




INNATELY RESPONSIVE BALANCE Dynamic handling is built right into the foundation of the Q60 Coupe, thanks to its Front-Midship Platform. Placing the engine's center of mass just behind the front wheel center line creates a near-equal front-to-rear weight ratio, with a slight front bias that you'll feel as quicker turn-in and even balance as you accelerate out of a corner.



LIMITLESS RUSH Acceleration Swell is our vision of power, dedicated to delivering a shape and feel to acceleration. By tuning Infiniti engines to unleash torque that climbs over a broader rev range, the force you feel seems to increase the faster you go—building like the rush of a continually rising wave, peaking ever higher. The emotional energy surges in tandem, making Swell feel like a limitless rush more than a momentary thrill.




CONTROL WITHOUT COMPROMISE When conditions are ideal, Intelligent All-Wheel Drive¹ sends 100% of the power to the rear wheels for more sporty response and performance. But it also constantly monitors wheelspin, throttle position and vehicle speed, and can divert up to 50% of the available power to the front wheels to enhance traction and control when conditions are less than optimal. Your need for control, and your desire for excitement are both satisfied.



3.7-LITER V6 ENGINE A potent blend of exciting response and intelligent efficiency. Benefitting from Variable Valve Event and Lift (VVEL[®]) technology, the engine adjusts on the fly to make the most of every bit of fuel and every breath it takes. The result is a stirring 330 horsepower that still manages to achieve up to 27 miles per gallon.⁴



THE SOUND OF PERFORMANCE A performance car speaks to you through its exhaust, and the specialty exhaust tuning on the Q60 Coupe shapes that sound into something uniquely compelling. Not only does it make an Infiniti unmistakable, it makes every trip up and down the tachometer an experience that transcends engineering and enters the realm of pure emotion.



SHARPER SHIFTS When you flick the magnesium paddle shifter¹ for a lower gear, Downshift Rev Matching blips the throttle to ready the engine for the new gear. It gives you the power of expert performance driving by delivering smoother, quicker downshifts for increased stability and more consistent engine power.



SUREFOOTED PERFORMANCE To help maintain a straighter path during acceleration, the Viscous Limited-Slip Differential¹ (VLSD) prevents one wheel from spinning free, especially coming out of a corner. So you get the most torque translated to acceleration, and confidence as both rear wheels work together.

ASSIST/ENTERTAIN

The advanced technologies of Infiniti InSuite™ simplify tasks and anticipate your needs as they keep you in touch with and in control of your world.

||||||| 254mm SPEAKER

AUDITORY INDULGENCE To preserve the music with captivating depth and astonishing clarity, Infiniti engineers created the first manufacturer system that delivers sound washing through the cabin from front to back, as in a live performance. A unique Driver's Audio Stage¹ setting also optimizes the balance of sound from the 11 speakers and two 10-inch subwoofers, to focus solely on the driver for an ultimate audible experience.



SECURING YOUR SPACE Intelligent Cruise Control^{1,5} employs a laser rangefinder to monitor the distance between you and the vehicle in front of you. When traveling above 45 mph, it automatically slows you down when traffic slows and re-accelerates to your preset speed when the way clears.



OPTIMIZED COMFORT The dual occupant memory system¹ allows two custom profiles for the driver's seat. Depending on which key you possess, the preferred settings for the seat, steering column, and mirrors are automatically executed with the press of a button, giving both drivers an intimate level of comfort.



ENHANCED AWARENESS When in reverse, the RearView Monitor⁶ turns on to display colored guidelines to give you an accurate sense of how close your proximity is to objects behind, and adjusts as you turn, to show your path. The Rear Sonar System^{1,7} alerts you by emitting a beeping tone and displays an icon on the RearView Monitor when approaching an obstacle while in reverse. It intuitively puts you in control, while simultaneously putting you at ease.



A BETTER VIEW OF YOUR WORLD Infiniti Hard Drive Navigation System^{1,8} is packed with advanced yet intuitive technology that makes it both more informative and easier to use. Birdview perspective control gives you a more natural view of the map, while 3-D building graphics make it easy to locate your destination in crowded urban environments. Also, you can simply speak your instructions to the system, thanks to full integration with Infiniti Voice Recognition¹.



EVERY BREATH FRESHER AND CLEANER Even the invisible is never overlooked. The Advanced Climate Control System^{1,2} features the innovative Plasmacluster[®] air purifier, which actively cleans the air inside your cabin. It produces positive and negative ions that help prevent odors from sticking to interior materials and even helps suppress mold and viruses. Your interior not only stays fresh, so does your clothing. It works in concert with the Grape Polyphenol Filter, which removes up to 99.5% of allergens from the air coming in from the outside.



EMPOWERING YOUR TOUCH The Infiniti Controller puts intuitive, simple control of your technology systems at your fingertips. Designed to fall naturally within your reach and to minimize distraction from driving, it allows you to interact via a variety of inputs and with clearly marked buttons and commands. What's more, a single press can bring you from one major system to another.

PROTECTION

The Infiniti Safety Shield® concept—our comprehensive approach to safety—layers technologies to monitor conditions, help you avoid a collision, and help protect you and your passengers if one occurs.

1350 MPa
ULTRA-HIGH TENSILE
STRENGTH STEEL

590 MPa
CONVENTIONAL
STEEL

STRONGER AND LIGHTER Ultra high-strength steel is used to help enhance your safety in the case of a collision. The unique process used to create this material can give it more than twice the tensile strength of conventional steel. Not only does this ultra-strong material add to the vehicle's resiliency, it allows us to make the vehicle lighter overall.



ENHANCED PROTECTION Infiniti puts an array of air bags between you and an impact, including dual-stage front supplemental air bags of the Infiniti Advanced Air Bag System⁹ that adjust inflation rates based on the severity of the crash and seat belt usage. Also featured are front seat-mounted side-impact supplemental air bags and roof-mounted curtain side-impact supplemental air bags.

HELPING YOU STAY IN CONTROL Comparing actual vehicle cornering performance to the driver's input, Vehicle Dynamic Control¹⁰ adjusts power levels and applies appropriate brake pressure to individual wheels to help correct oversteer or understeer, helping keep the vehicle on the steered path. Working in tandem, the Traction Control System senses wheelspin and automatically helps give you a surer foothold.

PREPARED TO PROTECT Under certain braking conditions, the Front-seat Pre-Crash Seat Belts¹ automatically tighten the front seat belts—helping restrain you and helping to maximize the effectiveness of the other occupant protection devices such as air bags.

ALWAYS LOOKING FOR DANGER The 4-wheel Anti-lock Braking System (ABS) is enhanced by Brake Assist, which helps apply the maximum brake force you need to help prevent a collision. The Preview Braking¹¹ function uses the available Intelligent Cruise Control⁵ radar sensors to analyze your closing speed to the vehicle ahead of you, and then prepressurizes the braking system in anticipation of emergency braking.



BETTER STABILITY WHILE STOPPING Electronic Brake force Distribution adjusts the amount of brake force applied to the front and rear wheels for improved braking performance. It not only helps the brakes wear more evenly, it reduces front-end "dive" during heavy braking, helping increase the stability of your vehicle.

THE SUPPORT YOU NEED In certain rear-end collisions, the Front-seat Active Head Restraints found on the Q60 Coupe can move forward to help cushion the head to help assist in reducing whiplash-type injuries.

Q60 IPL COUPE

The Infiniti Performance Line® represents the pinnacle of Infiniti innovation and craftsmanship.



The Q60 IPL Coupe heightens the levels of luxury and performance. The exclusive IPL-tuned engine reaches 348 hp, intensifying the feel of acceleration while modified spring rates provide improved performance for taut handling. Witness firsthand the expertly tuned double-wishbone front and multi-link rear suspension that provides a balanced, luxurious feel.

Styling of the Q60 IPL Coupe is sharpened with lightweight, aluminum-alloy 19-inch wheels and amplified front, rear, and side fascia that visually express the elemental strength contained within. The enhancements find their way inside as well with sculpted, deep-bolstered seats with unique IPL embroidery, ready to embrace the driver and front passenger in soft, sumptuous leather. As luxurious as it is stunning, passion finds its peak in the Q60 IPL Coupe.

SELECTION

Hues that change in response to light and angle. Matching exterior and interior colors to reflect the distinctive energy and mood of the seasons. These are just a few ways Infiniti uses paint to express feeling, evoke confidence, and shape the emotional essence of a vehicle.

EXTERIOR COLORS



INTERIOR COLORS



INTERIOR TRIM



WHEELS



18 X 8.0-INCH ALUMINUM-ALLOY WHEELS



19 X 8.5-INCH (FRONT) 19 X 9.0-INCH (REAR)
LIGHTWEIGHT ALUMINUM-ALLOY WHEELS

Infiniti has taken care to ensure that the color swatches presented here are the closest possible representations of actual vehicle colors. Swatches may vary slightly due to the printing process and whether viewed in daylight, fluorescent or incandescent light. Please see the actual colors at your local Infiniti retailer.

GENUINE INFINITI ACCESSORIES

The same exacting standards applied to the creation of an Infiniti vehicle go into designing and manufacturing Genuine Infiniti Accessories. With a wide array of quality products designed to integrate seamlessly, you can be assured of a custom fit and finish.



ACCESSORIES SHOWN Midnight black grille, aerodynamic kit (4-piece), 19-inch, 9-spoke aluminum-alloy wheels.



19-INCH BRIGHT FINISH WHEELS These leave no question as to your dedication to making the right impression wherever you go. Their sculpted design utilizes lightweight alloy and original Infiniti logo center caps.
Requires Sport Package on Journey and AWD.



INTERIOR AMBIENT LIGHTING The warm and engaging glow welcomes you as you get settled. It adds ambiance to the interior and enhances the interior's modern appeal.



REAR DECKLID SPOILER Custom-designed for the Q60 Coupe, it enhances the sporty appearance and helps create rear down-force. This contributes to the zero-lift front aerodynamics for improved road grip.



STAINLESS STEEL ILLUMINATED KICK PLATES The Infiniti logo glows softly along the bottom of the doorsills—a signature flourish you and your passenger will appreciate every time you get in.



SPORT MUFFLER The polished, stainless steel muffler showcases a deeper, throaty exhaust tone. Larger diameter exhaust tips help let it breathe and the muffler is fabricated with TIG welds for a precision-crafted appearance.



SPLASH GUARDS The color-matched splash guards reduce spray on lower body panels, while helping prevent nicks and scratches caused by road debris under most weather conditions.
Not available with Aerodynamic Kit.



See video of Genuine Infiniti Accessories. Scan here.

SPECIFICATIONS

	Q60 Coupe Journey	Q60 Coupe AWD	Q60S Coupe 6MT	Q60 IPL Coupe	Q60 IPL Coupe 6MT
POWER					
Engine					
3.7-liter (3,696cc) 24-valve V6 engine, aluminum-alloy block and heads	•	•	•		
3.7-liter (3,696cc) 24-valve IPL-tuned V6 with IPL engine cover, aluminum-alloy block and heads				•	•
IPL-tuned high-flow dual exhaust				•	•
Valvetrain					
Double overhead camshaft (DOHC), 4 valves per cylinder with microfinished camshafts. Continuously Variable Valve Timing Control System (CVTCS) optimizes opening of intake and exhaust valves. Variable Valve Event and Lift (VVEL®) for intake valves improves performance, emissions and fuel efficiency	•	•	•	•	•
Fuel Economy					
EPA Estimated Fuel Economy (mpg) ^a (city/highway)	19/27	18/25	17/25	19/27	17/25
Horsepower					
330 hp @ 7,000 rpm	•	•	•		
348 hp @ 7,400 rpm				•	•
Torque					
270 lb-ft @ 5,200 rpm	•	•	•		
276 lb-ft @ 5,200 rpm				•	•
Transmission					
Electronically controlled 7-speed automatic transmission with Adaptive Shift Control (ASC) and Drive Sport (DS) mode. Driver-adaptive learning algorithm senses driving style and adjusts automatic shifting accordingly. Manual shift mode offers sequentially selectable manual gearshifts and Downshift Rev Matching (DRM)	•	•		•	
Close-ratio 6-speed manual transmission with short-throw shifter			•		•
Drive Type					
Rear-wheel drive	•		•	•	•
Intelligent All-Wheel Drive (AWD)		•			
Snow mode helps driver control throttle response		•			
Viscous Limited-Slip Differential (VLSD)	◦	◦	•	•	•
HANDLING					
Steering					
Type	Vehicle-speed-sensitive power steering	•	•	•	•
	14.7:1 Sport-tuned steering gear	◦		•	•
Turning diameter	36.1 feet	•		•	•
	36.7 feet		•		
Suspension					
Front	Independent double-wishbone with coil springs over Dual Flow Path® shock absorbers, stabilizer bar	•	•	•	
	IPL-tuned independent double wishbone with coil springs and Dual Flow Path® shock absorbers, stabilizer bar			•	•
Rear	Independent, multi-link with coil springs and Dual Flow Path® shock absorbers, stabilizer bar	•	•	•	
	IPL-tuned independent multi-link with coil springs and Dual Flow Path® shock absorbers, sport stabilizer bar			•	•
Sport	Sport-tuned suspension	◦	◦	•	
Brakes					
Front/Rear	13.0 x 1.3-inch ventilated discs/13.0 x 0.6-inch ventilated discs; 4-wheel, 4-channel ABS	•	•		
	Aluminum 4-piston opposed front calipers with 14.0 x 1.3-inch ventilated discs/2-piston opposed rear calipers with 13.8 x 0.8-inch ventilated discs; 4-wheel, 4-channel ABS	◦	◦	•	•

• Standard ◦ Available

	Q60 Coupe Journey	Q60 Coupe AWD	Q60S Coupe 6MT	Q60 IPL Coupe	Q60 IPL Coupe 6MT
HANDLING (continued)					
Wheels and Tires					
Standard	18 x 8.0-inch, 10-spoke aluminum-alloy wheels with 225/50R18 all-season performance tires	•	•		
Sport (RWD)	19 x 8.5-inch, split V-spoke aluminum-alloy wheels with 225/45R19 summer performance tires (front), 19 x 9.0-inch, aluminum-alloy wheels with 245/40R19 summer performance tires (rear)	◦		•	
Sport (AWD)	19 x 8.5-inch, split V-spoke aluminum-alloy wheels with 225/45R19 all-season performance tires		◦		
Infiniti Performance Line®	19 x 8.5-inch, graphite-finish split 7-spoke lightweight aluminum-alloy wheels with 225/45R19 summer performance tires (front), 19 x 9.0-inch, graphite-finish split 7-spoke lightweight aluminum-alloy wheels with 245/40R19 summer performance tires (rear)			•	•
Spare Tire	Temporary use, T145/80D17 (with 18-inch wheels)	•	•		
	Temporary use, T145/70R18 (with 19-inch wheels)	◦	◦	•	•
EXTERIOR					
Features					
High Intensity Discharge (HID) bi-functional xenon headlights	•	•	•	•	•
Automatic on/off headlights	•	•	•	•	•
Front fog lights	•	•	•	•	•
LED rear brake lights and center high-mounted stoplight (CHMSL)	•	•	•	•	•
Aluminum hood with gas struts to hold hood open	•	•	•	•	•
Sport front fascia	◦	◦	•		
IPL aerodynamics with front and rear fascias, side sills and rear spoiler				•	•
Power sliding tinted glass moonroof with one-touch auto-open/close, tilt feature and sliding sunshade	◦	◦	•	•	•
Remote power-opening of windows using Infiniti Intelligent Key; closing via key in exterior door lock	•	•	•	•	•
Dual power outside mirrors	•	•	•	•	•
Heated outside mirrors	•	•	•	•	•
Speed-sensing flat-blade variable intermittent front windshield wipers	•	•	•	•	•
Rear window defroster with indicator light and timer	•	•	•	•	•
Unique IPL emblem				•	•
Dual chrome exhaust finishers	•	•	•		
IPL larger diameter dual chrome exhaust finishers				•	•
INTERIOR					
Features					
Infiniti Intelligent Key with Illuminated Push Button Ignition	•	•	•	•	•
Dual Zone Automatic Temperature Control (ATC) system with microfilter	•	•	•	•	•
Rear-seat floor-mounted heater vent	•	•	•	•	•
Power front windows with illuminated switches and one-touch auto-up/down with auto-reverse feature	•	•	•	•	•
Power door locks with automatic locking feature	•	•	•	•	•
Retained accessory power for windows and moonroof (if equipped)	•	•	•	•	•
Illuminated entry system with delayed fade-out	•	•	•	•	•
Front sun visors with illuminated vanity mirrors	•	•	•	•	•
Overhead sunglasses storage	•	•	•	•	•
Dual overhead front map lights	•	•	•	•	•
Front seatback map pockets	•	•	•	•	•
Dual front and rear cup holders and front door bottle holders	•	•	•	•	•
Front center console with armrest and storage compartment with 12-volt power outlet	•	•	•	•	•
Folding rear seatback	•	•	•	•	•
Battery saver helps prevent accidental discharging if electrical accessories are left on	•	•	•	•	•
Front and rear carpeted floor mats	•	•	•		
Front and rear carpeted floor mats with IPL logo				•	•

• Standard ◦ Available

	Q60 Coupe Journey	Q60 Coupe AWD	Q60S Coupe 6MT	Q60 IPL Coupe	Q60 IPL Coupe 6MT
INTERIOR (continued)					
Seating and Trim					
Leather-appointed seating	•	•	•	•	•
Red-stitched sport front seats				•	•
8-way power driver's seat with adjustable lumbar support	•	•			
10-way power driver's seat, including 2-way power lumbar support	◦	◦			
12-way power driver's sport seat, including power lumbar support with manual thigh extension, power torso and thigh support adjustment; 8-way power front-passenger's sport seat with manual thigh extension	◦	◦	•	•	•
8-way power front-passenger's seat	•	•			
Dual occupant memory system for driver's seat, steering wheel and outside mirrors, linked to individual Intelligent Keys	◦	◦	•	•	•
Driver's seat, steering wheel and outside mirror position synchronization				•	•
Heated front seats	•	•	•	•	•
Silk Obi aluminum interior trim	•	•	•	•	•
Leather-wrapped 3-spoke steering wheel and shift knob with aluminum accent	•	•	•		
Leather-wrapped 3-spoke steering wheel with red stitching; leather shift knob with aluminum accent				•	•
Aluminum doorsill kick plates with Infiniti logo	•	•	•	•	•
Aluminum pedals and footrest	◦	◦	•	•	•
Audio System					
6-speaker audio system with AM/FM/CD with MP3 playback capability, Radio Data System (RDS) and speed-sensitive volume control	•	•			
Infiniti Studio on Wheels® by Bose® 11-speaker Premium Audio System, including 3-way component front door speakers with 10-inch subwoofers and parcel shelf-mounted subwoofers, CD player with MP3 playback capability, Radio Data System (RDS) and speed-sensitive volume control	◦	◦	•	•	•
Driver's Audio Stage	◦	◦	•	•	•
USB connection port for iPod® interface and other compatible devices ¹²	•	•	•	•	•
Multimedia playback of DVD or digital file from a USB flash drive on 7-inch WVGA color display ¹³	◦	◦	•	•	•
SiriusXM Satellite Radio ¹³	•	•	•	•	•
Steering wheel-mounted audio controls	•	•	•	•	•
Dual in-glass diversity antennas	•	•	•	•	•
Instrumentation and Driver Controls					
Fine Vision electroluminescent gauges	•	•	•	•	•
Tilt and telescopic steering column synchronizes gauge cluster with column for improved vision	•	•			
Power tilt and telescopic steering column synchronizes gauge cluster with column for improved vision	◦	◦	•	•	•
Solid-magnesium paddle shifters	◦	◦		•	•
Bluetooth® Hands-free Phone System ¹⁴	•	•	•	•	•
Multi-function trip computer with fuel range and outside temperature display	•	•	•	•	•
Infiniti Controller with color display for audio, climate-control, fuel economy, maintenance, and comfort and convenience features	•	•	•	•	•
7-inch color vehicle-information display	•	•			
Infiniti Hard Drive Navigation System with 7-inch WVGA color touch-screen display, Lane Guidance and 3-D building graphics ⁸	◦	◦	•	•	•
Infiniti Voice Recognition for audio, information and navigation systems	◦	◦	•	•	•
NavTraffic with Real-Time Traffic information ¹³	◦	◦	•	•	•
NavWeather with Real-Time Weather and 3-day forecast ¹³	◦	◦	•	•	•
Zagat Survey® Restaurant Reviews ¹⁵	◦	◦	•	•	•
RearView Monitor ⁶	•	•	•	•	•
Rear Sonar System ⁷	◦	◦	•	•	•
Auto-dimming inside mirror with HomeLink® Universal Transceiver and compass	•	•	•	•	•
Cruise control with steering wheel-mounted switches	•	•	•	•	•
Analog clock	•	•	•	•	•

• Standard ◦ Available

	Q60 Coupe Journey	Q60 Coupe AWD	Q60S Coupe 6MT	Q60 IPL Coupe	Q60 IPL Coupe 6MT
--	-------------------	---------------	----------------	---------------	-------------------

SAFETY FEATURES

Safety					
Infiniti Advanced Air Bag System (AABS) includes dual-stage front supplemental air bags with seat belt sensors and an occupant-classification sensor which adjust their inflation rate depending on crash severity and seat belt usage. If the front-passenger's seat is empty, a sensor will deactivate the air bag? ¹	•	•	•	•	•
Front seat-mounted side-impact supplemental air bags ²	•	•	•	•	•
Roof-mounted curtain side-impact supplemental air bags for front and rear-seat outboard occupant head protection ³	•	•	•	•	•
Front-seat Active Head Restraints (AHR)	•	•	•	•	•
3-point front seat belts with pretensioners and load limiters, driver's seat Emergency Locking Retractor (ELR) and front passenger's seat ELR and Automatic Locking Retractor (ALR)	•	•	•	•	•
Second-row 3-point seat belts with ELR and ALR	•	•	•	•	•
Zone Body construction with reinforced passenger compartment and front and rear crumple zones	•	•	•	•	•
LATCH System (Lower Anchors and Tethers for Children) helps simplify proper installation of compatible child restraint seats	•	•	•	•	•
Electronic Brake force Distribution (EBD)	•	•	•	•	•
Brake Assist (BA)	•	•	•	•	•
4-wheel Anti-lock Braking System (ABS)	•	•	•	•	•
Vehicle Dynamic Control (VDC) ¹⁰ with Traction Control System (TCS)	•	•	•	•	•
Tire Pressure Monitoring System (TPMS) measures individual tire pressure and illuminates a low tire pressure warning light when one or more of your tires are under-inflated ¹⁶	•	•	•	•	•
Slide-away brake pedal assembly	•	•	•	•	•
Emergency inside trunk release	•	•	•	•	•

Security

Remote keyless entry system with selective unlocking of driver's door or all doors	•	•	•	•	•
Infiniti Vehicle Immobilizer System embeds an encoded transponder chip into the Infiniti Intelligent Key. The engine control computer will not allow the engine to start without the correct key and transponder	•	•	•	•	•
Vehicle Security System sounds alarm if intrusion is detected	•	•	•	•	•
Infiniti Intelligent Key backup slot to start vehicle if keyfob battery is depleted	•	•	•	•	•

OPTION PACKAGES

Premium Package					
Power sliding tinted glass moonroof with one-touch auto-open/close, tilt feature and sliding sunshade <ul style="list-style-type: none">Infiniti Studio on Wheels[®] by Bose[®] 11-speaker Premium Audio System, including 3-way component front door speakers with 10-inch subwoofers and parcel shelf-mounted subwoofers, CD player with MP3 playback capability, Radio Data System (RDS) and speed-sensitive volume control Rear Sonar System⁷ Driver's Audio Stage USB connection port for iPod[®] interface and other compatible devices¹² 2-way power lumbar support for driver's seat Dual occupant memory system for driver's seat, steering wheel and outside mirrors, linked to individual Intelligent Keys Driver's seat, steering wheel and outside mirror position synchronization Power tilt and telescopic steering column	◦	◦	•	•	•

Navigation Package					
<i>Requires Premium Package. Replaces compass in rearview mirror.</i> <ul style="list-style-type: none">Infiniti Hard Drive Navigation System with touch-screen, Lane Guidance and 3-D building graphics⁸ NavTraffic with Real-Time Traffic information¹³ NavWeather with Real-Time Weather and 3-day forecast¹³ Zagat Survey[®] Restaurant Reviews¹⁴ Multimedia playback of DVD or digital file from a USB flash drive on 7-inch WVGA color display¹³ Infiniti Voice Recognition for audio, navigation, and vehicle information systems	◦	◦	•	•	•

Sport Package					
<i>Requires Premium and Navigation Packages. Not available with Performance Tire and Wheel Package.</i> <ul style="list-style-type: none">19 x 8.5-inch, split V-spoke aluminum-alloy wheels with 225/45R19 summer performance tires (front), 19 x 9.0-inch, aluminum-alloy wheels with 245/40R19 summer performance tires (rear) RWD model 19 x 8.5-inch, split V-spoke aluminum-alloy wheels with 225/45R19 all-season performance tires AWD model Sport-tuned suspension Viscous Limited-Slip Differential (VLSD) Sport brakes with 4-piston opposed front calipers with 14-inch rotors and 2-piston opposed rear calipers with 13.8-inch rotors Sport front fascia Solid-magnesium paddle shifters 14.7:1 Sport-tuned steering gear (Q60 Coupe Journey only) 12-way power driver's sport seat with manual thigh extension, and power torso and thigh support adjustments; 8-way power front-passenger's sport seat Aluminum pedals and footrest	◦	◦			

Technology Package					
<i>Requires Premium, Navigation, Sport and Interior Accent Packages. Not available with Performance Tire and Wheel Package.</i>	◦	◦			

Intelligent Cruise Control ⁵					
• Brake Assist with Preview Braking ¹¹	• Advanced Climate Control System (ACCS) with auto recirculation, Plasmacluster [®] air purifier and Grape Polyphenol Filter ²	• Rain-sensing, variable intermittent front windshield wipers	• Front-seat Pre-Crash Seat Belts		

Interior Accent Package					
<i>On Journey, requires Premium, Navigation, and either Performance Tire and Wheel or Sport Packages. On All-Wheel Drive, requires Premium and Navigation Packages.</i>	◦	◦			
Maple interior accents on center console, instrument panel and doors					

Performance Tire and Wheel Package					
<i>Requires Premium, Navigation and Interior Accent Packages. Not Available with Sport Package.</i>	◦				
19 x 8.5-inch, split V-spoke aluminum-alloy wheels with 225/45R19 summer performance tires (front), 19 x 9.0-inch, aluminum-alloy wheels with 245/40R19 summer performance tires (rear)					

INDIVIDUAL OPTIONS ¹⁷					
19-inch, Split V-spoke Bright Aluminum-alloy Wheels	◦	◦	◦		
Rear Decklid Spoiler and Midnight Black Grille Package	◦	◦	◦		
Splash Guards (4-piece set)	◦	◦	◦		
Stainless Steel Illuminated Kick Plates	◦	◦	◦	◦	◦
Carpeted Trunk Mat, Trunk Net and First Aid Kit	◦	◦	◦	◦	◦

	Q60 Coupe Journey	Q60 Coupe AWD	Q60S Coupe 6MT	Q60 IPL Coupe	Q60 IPL Coupe 6MT
--	-------------------	---------------	----------------	---------------	-------------------

DIMENSIONS

Exterior					
Coefficient of drag (Cd)	0.31	0.31	0.32	0.32	0.32
Coefficient of drag (Cd)—with rear spoiler	0.32	0.32	0.32		
Overall length (inches)	183.1	183.1	183.7	185.1	185.1
Overall width (inches)	71.8	71.8	71.8	71.8	71.8
Overall height (inches)—with 18-inch wheels	54.8	55.4			
Overall height (inches)—with 19-inch wheels	54.9	55.4	54.9	54.9	54.9
Wheelbase (inches)	112.2	112.2	112.2	112.2	112.2
Track width (inches)—Front	60.8	60.8	60.8	60.8	60.8
Track width (inches)—Rear	61.4	61.4	61.4	61.4	61.4

Interior					
Headroom without moonroof (inches)—Front	39.4	39.4			
Headroom with moonroof (inches)—Front	37.7	37.7	37.7	37.7	37.7
Headroom with moonroof (inches)—Rear	34.5	34.5	34.5	34.5	34.5
Legroom (inches)—Front	43.8	43.8	43.8	43.8	43.8
Legroom (inches)—Rear	29.8	29.8	29.8	29.8	29.8
Shoulder room (inches)—Front	53.7	53.7	53.7	53.7	53.7
Shoulder room (inches)—Rear	52.7	52.7	52.7	52.7	52.7
Hip room (inches)—Front	53.4	53.4	53.4	53.4	53.4
Hip room (inches)—Rear	48.2	48.2	48.2	48.2	48.2

Weight and Capacity					
Passenger volume—without moonroof (cubic feet)	85.0	85.0			
Passenger volume—with moonroof (cubic feet)	82.7	82.7	82.7	82.7	82.7
Cargo volume (cubic feet)	7.4	7.4	7.4	7.4	7.4
Curb weight (lbs)	3,633	3,834	3,708	3,781	3,727
Weight distribution (percent) (front/rear)	54/46	56/44	54/46	54/46	54/46
Fuel capacity (gallons)	20.0	20.0	20.0	20.0	20.0

This brochure is intended for general descriptive and informational purposes only. It is subject to change and does not constitute an offer, representation or warranty (express or implied) by Nissan North America, Inc. Interested parties should confirm the accuracy of any information in this brochure as it relates to a vehicle directly with Nissan North America, Inc., before relying on it to make a purchase decision. Nissan North America, Inc., reserves the right to make changes, at any time, without prior notice, in prices, colors, materials, equipment, specifications, and models and to discontinue models or equipment. Due to continuous product development and other pre- and post-production factors, actual vehicle, materials and specifications may vary from this brochure. Some vehicles shown with optional equipment. See the actual vehicle for complete accuracy. Availability and delivery times for particular models or equipment may vary. Specifications, options and accessories may differ in Hawaii, U.S. territories and other countries. For additional information on availability, options or accessories, see your Infiniti retailer or contact Nissan North America, Inc.

¹ Available on select models. ² The Advanced Climate Control System with Plasmacluster air purifier helps scrub the air in the vehicle's interior. The system senses exterior odors, suppresses unpleasant interior odors, stops the inflow of external odors and helps keep the cabin smelling fresh, but does not always eliminate odors. ³ Q60S Coupe 6MT. ⁴ 2014 EPA Fuel Economy Estimates. Actual mileage may vary with driving conditions. Use for comparison only. ⁵ Intelligent Cruise Control is not a collision avoidance or warning device. For highway use only and not intended for congested areas or city driving. Will not brake automatically to a stop. Failure to apply the brakes could result in an accident. ⁶ Parking aid/convenience feature. Cannot completely eliminate blind spots. May not detect every object and does not warn of moving objects. Always check surroundings before moving vehicle. Not a substitute for proper backing procedures. Always turn to check what is behind you before backing up. ⁷ The Rear Sonar System is a convenience, but is not a substitute for proper backing procedures. Always turn and check that it is safe to do so before backing up. May not detect every object behind you. ⁸ Never program while driving. GPS mapping may not be detailed in all areas or reflect current road regulations. ⁹ Air bags are only a supplemental restraint system; always wear your seat belt. Even with the occupant-classification sensor, rear-facing child restraints should not be placed in the front-passenger's seat. Also, all children 12 and under should ride in the rear seat properly secured in child restraints, booster seats, or seat belts according to their size. Air bags will only inflate in certain accidents; see your Owner's Manual for more details. ¹⁰ VDC, which should remain on when driving except when freeing the vehicle from mud or snow, cannot prevent accidents due to abrupt steering, carelessness, or dangerous driving techniques. Always drive safely. ¹¹ Brake Assist with Preview is only an aid to assist the driver and is not a collision warning or avoidance device. It is the driver's responsibility to stay alert, drive safely, and be in control of the vehicle at all times. ¹² Always give your full attention to driving. Avoid operating your iPod[®] in such a way that you can be distracted during vehicle operation. See Retailer for details. iPod[®] is a registered trademark of Apple Inc. All rights reserved. iPod not included. ¹³ Required SiriusXM Satellite Radio, NavTraffic and NavWeather subscriptions sold separately. Installation costs, one-time activation fee, other fees and taxes will apply. NavTraffic available in select markets. SiriusXM Satellite Radio U.S. service and NavWeather service available only to those 18 or older in the 48 contiguous states and D.C. Fees and programming subject to change. Subscriptions governed by Customer Agreement available at siriusxm.com. ©2013 Sirius XM Radio Inc. Sirius, XM and all related marks and logos are trademarks of Sirius XM Radio Inc. ¹⁴ Availability of specific features is dependent upon the phone's Bluetooth[™] support. Please refer to your phone Owner's Manual for details. The Bluetooth word mark and logos are owned by Bluetooth SIG, Inc., and any use of such marks by Infiniti is under license. ¹⁵ Zagat Survey[®] is a registered trademark of Zagat Survey, LLC Ltd. ¹⁶ Tire Pressure Monitoring System is not a substitute for regular tire pressure checks. ¹⁷ May require additional options or option packages.

App Store is a service mark of Apple Inc. iPad is a registered trademark of Apple Inc. Android and Google Play are trademarks of Google Inc. Formula 1 is a trademark of Formula One Licensing BV, a Formula One group company. All rights reserved.

• Standard ◦ Available

• Standard ◦ Available

PARTNERS IN THE INTENSE

The pulse races. Seconds split. Victories are won and lost. In Formula 1™, technology and human ingenuity are pushed to the limit. Yet, success is ultimately a measure of the passion that goes into every invention and is released every lap. This passion has led Infiniti Red Bull Racing to become, in recent years, the most dominant force on track.



Infiniti is drawn to Formula 1™ racing because it is engineering genius applied purely to creating emotional excitement. A feeling of exhilaration that extends from the track to the fans, to the culture, through our partner, Infiniti Red Bull Racing. The heart and determination the team has shown has led to three Formula 1™ Constructors' World Championships in a row. Our synergistic relationship is one that promises thrilling new performance capabilities for both Formula 1™ and Infiniti vehicles. This exchange of both technology and ideas now includes the appointment of 3-time Formula 1™ Drivers' World Champion, Sebastian Vettel, as our Director of Performance. Sebastian has already aided in the development of the all-new Infiniti Q50—harnessing his supreme driving senses and passion for performance to ensure this new vehicle is as dynamic as possible. And now, future Infiniti vehicles will be imprinted with the genius and unrivaled passion that defines his greatness.



Ultimate luxury is more than perfection. It is the feeling of unrestrained joy that unleashes something special in your heart. We at Infiniti believe there are times when reason should take a backseat and emotion—pure and primal—should be the driver. Tangibles play a part, of course: the sensual, flowing lines; the smell of leather; the visceral roar of the engine. Established in 1989, Infiniti's flagship line has now grown to include sedans, coupes, convertibles and crossovers, all available in 49 countries worldwide. Infiniti has generated respect as the provocateur brand in the premium category, with a reputation for defying convention and creating irresistible and provocative automobiles, engineered with obsessive attention to detail. Our passion for ultimate precision, exhilarating performance and that exuberant driving experience is also manifested in the partnership that Infiniti established with Red Bull Racing in 2011. All of which contributes to the feeling that to drive an Infiniti is something special.