



Visit us online to create your ideal Infiniti, get pricing and more.

www.infinitiUSA.com

QX50

CONNECT Join our community, and get the latest on Infiniti.

Facebook.com/Infiniti Twitter.com/InfinitiUSA

DISCOVER Download the Infiniti Portfolio app for iPad® on the App Store™ and for Android™ on the Google Play™ Store for an interactive, digitally enhanced experience for each Infiniti model.



European model shown on front and back covers. Always wear your seat belt, and please don't drink and drive. ©2014 INFINITI. IN-15962-1 Reorder #156051 (5/14, 15K, CG)
♻️ Reducing our environmental footprint is an important goal at Infiniti. That's why this brochure uses paper stock that is certified to contain a minimum of 10% post-consumer waste materials.

QX50

2015



2015 INFINITI QX50





A BREATH

European model shown.

Take it in. A moment crafted just for you. The QX50 is an extension of self and an expression of style that rewards the senses as it caters to your comfort. A luxury crossover that at once merges alluring coupe design, welcoming touches and intuitive technology to celebrate the true you every time you drive.



AN IMPULSE

European model shown.

A surge of emotion that yearns for gratification. A momentum you can't ignore. Be enticed to drive after your desires with a fluttering of lights and subtle movements shifting the cabin to your liking, and technology that puts you at ease. With surprising intimacy, the QX50 anticipates your desires and rises to meet them.

WELCOME LIGHTING elegantly draws you in to the driving experience. As you approach, a sequence of exterior then interior lights reward your presence. Walk away, and the sequence occurs in reverse. Celebrate every entrance.

INFINITI INTELLIGENT KEY sets up your vehicle to suit you without ever lifting a finger. When you push the ignition button, the seat, steering wheel and outside mirrors are automatically adjusted to your personal preferences.¹ The ignition button will even illuminate to let you know it's ready to please and to excite.

AROUND VIEW® MONITOR^{1,2} is a ground-breaking technology from Infiniti that gives you a virtual 360° view of your environment while parking. You see your surroundings as though from above for an extraordinary level of awareness.



European model shown.

INTELLIGENT CRUISE CONTROL^{1,3} automatically slows you down when traffic in front of you slows down, even to a crawl. When the way is clear, it accelerates back to your desired speed. Less effort, more ease.

DISTANCE CONTROL ASSIST^{1,4} employs a sensor to monitor the distance between you and the vehicle in front of you and helps maintain a safe following distance. From a warning to a gentle adjustment in the brakes or gas, it's designed to assist, not to control.



AN AWAKENING

European model shown.

Be transported by a new sense of awareness—of yourself, of your senses, of everything that surrounds you. Every mile moves you to a different place.

LANE DEPARTURE PREVENTION^{1,5} watches road markings with a camera and can subtly apply brakes to help keep your vehicle from unintentionally drifting from your lane. When you're out on the road, surround yourself with confidence.

BLIND SPOT WARNING^{1,6} helps boost your confidence by using radar to watch carefully for danger where you can't see. If it detects a vehicle in your blind spot area, it warns you to help you avoid a collision.



European model shown.

A feeling of rejuvenation inspired by intimate gestures. Materials that beckon your touch, technology that empowers your movements and immerses you in every note of the moment define an environment that is profoundly welcoming.

INFINITI HARD DRIVE NAVIGATION SYSTEM^{1,7} offers a more intuitive view and interface for increased ease and confidence, helping you expertly find your location and your destination, even in crowded city settings.

INFINITI VOICE RECOGNITION¹ allows you to set a destination on the navigation system, call a contact from your phone, play an audio track and much more while keeping your hands comfortably on the wheel. The system recognizes a wide variety of commands, making your life that much simpler and more elegant.

BOSE® PREMIUM SOUND SYSTEM¹ brings 11 individual speakers to bear in its powerful array. Their positioning and sound delivery are precision-engineered specifically for the interior of the QX50 to filter out noise and distortion, and to surround you with rich auditory indulgence.



European model shown.

ADAPTIVE FRONT LIGHTING SYSTEM¹ turns your headlights to shed light on where you're steering, helping heighten visibility as you maneuver. The HID headlights of the QX50 do more than impress—they respond to your needs.

INTELLIGENT BRAKE ASSIST^{1,8} with Forward Collision Warning^{1,9} helps warn against a potential collision and can automatically apply your brakes to help reduce collision speed and impact. It's a smart precaution in an unpredictable world.



OBJECT OF ATTRACTION

2015 INFINITI QX50

AMBIANCE



A welcoming and evocative space is measured by its ability to stir your emotions.



0.6_{MM}

CLOSER

OPTICAL PERFECTION Where interior components meet—where the dash meets the door or the center console—they are assembled not to be mathematically perfect, but to look perfect. This requires an exacting manufacture process, tightening the space where dashboard meets door from 3mm to 2.4mm in order to achieve a seamless visual design from the driver's point of view. But we believe in considering every angle in creating an emotionally transcendent environment.



EVERY BREATH FRESHER AND CLEANER Even the invisible is never overlooked. The Advanced Climate Control System^{1,10} features the innovative Plasmacluster[®] air purifier, which actively cleans the air inside your cabin. It produces positive and negative ions that help prevent odors from sticking to interior materials and even helps suppress mold and viruses. Your interior not only stays fresh, so does your clothing. It works in concert with the Grape Polyphenol Filter, which removes up to 99.5% of allergens from the air coming in from the outside.

PLEASING TO THE EYES To an Infiniti designer, even a visual reward brings a tangible benefit. The soothing glow of the Fine Vision electroluminescent gauges has been thoughtfully enhanced to be not only brighter, but the contrast increases visibility and delivers information, even at a glance.

DESIGN

Simple yet effective design that evokes a deep emotional connection without sacrifice.

7 | 3
LIGHTS | FT



INVITING YOU IN We use light to not only make you feel more secure, but to make you feel like an honored guest. Welcome Lighting responds to your presence automatically by gently illuminating seven lights, including the puddle light and several interior lights, when you are three feet away from the driver's side door with the Intelligent Key in your pocket. This choreographed sequence ends with the Start/Stop Button lighting up—inviting you to bring your QX50 to life and building anticipation for the road ahead.



THOUGHTFUL ACCOMMODATIONS In ways large and small, the personal touch is found throughout the Infiniti QX50, including the head-restraint-mounted retractable coat hanger¹. Located on the back of the driver's seat, it provides a smart, innovative way to place dry cleaning or your jacket without blocking your view.

EMPOWERED VERSATILITY For transportation of oversized objects, either one or both of the rear seats fold down virtually flat. Optional easily accessible buttons that power the seats back to their upright positions.

PERFORM

On its surface you'll find spacious luxury. At its foundation—the thrilling dynamics of Infiniti Direct Response performance engineering.



46
REAR

54
FRONT¹

INNATELY RESPONSIVE BALANCE The engineering philosophy behind Infiniti performance sedans, the Front-Midship Platform, also underlies the design of the QX50. Placing the engine's center of mass just behind the front wheel center line creates a near-equal front-to-rear weight ratio, with a slight front bias that you'll feel as quicker turn-in and even balance as you accelerate out of a corner.



LIMITLESS RUSH Acceleration Swell is our vision of power, dedicated to delivering a shape and feel to acceleration. By tuning Infiniti engines to unleash torque that climbs a broader rev range, the force you feel seems to increase the faster you go—building like the rush of a continually rising wave, peaking ever higher. The emotional energy surges in tandem, making Swell feel like a limitless rush more than a momentary thrill.



3.7-LITER V6 ENGINE is a potent blend of exciting response and intelligent efficiency. Benefiting from Variable Valve Event and Lift (VVEL[®]) technology, the engine adjusts on the fly to make the most of every bit of fuel and every breath it takes. The result is a stirring 325 horsepower that still manages to achieve up to 25 miles per gallon!¹



CONTROL WITHOUT COMPROMISE When conditions are ideal, Intelligent All-Wheel Drive¹ sends 100% of the power to the rear wheels for more sporty response and performance. But it also constantly monitors wheelspin, throttle position and vehicle speed, and can divert up to 50% of the available power to the front wheels to enhance traction and control when conditions are less than optimal.



AN INTELLIGENT CONNECTION Vehicle-speed-sensitive steering smartly detects your speed to deliver just the right amount of control. At lower speeds, it delivers more power assist so you can adeptly maneuver in parking lots, and supplies less power assist at high speeds for a firmer, more controlled feel on the highway.




THE SOUND OF PERFORMANCE A performance car speaks to you through its exhaust, and the specialty exhaust tuning on the QX50 shapes that sound into something uniquely compelling. Not only does it make an Infiniti unmistakable, it makes every trip up and down the tachometer an experience that transcends engineering and enters the realm of pure emotion.



LIGHT ON ITS FEET These stunning 19-inch alloy wheels¹ heighten both the looks and performance of the QX50. Lightweight, thanks to both material and design, they reduce unsprung weight. That reduction of mass makes driving more exciting by allowing the suspension to be more finely tuned and by making the handling of the QX50 more nimble.

ASSIST/ENTERTAIN

Infiniti InSuite™ integrates a host of intuitive technologies to simplify tasks and anticipate your needs as they keep you in touch with and in control of your world.



ALL-AROUND AWARENESS The Around View® Monitor^{1,2} with Front and Rear Sonar System^{1,12} gives you exceptional awareness of your environment as you park. You'll see a simulated 360° view from above, showing you clearly the detected objects around your car. It intuitively puts you in total control, while simultaneously putting you at ease.



SECURING YOUR SPACE Distance Control Assist^{1,4} employs a sensor to monitor the vehicle in front of you and helps you maintain a safe following distance. As your following distance becomes too short, the system can automatically engage the brakes as you release the gas pedal, and it can warn you if you need to brake. If your foot stays on the gas pedal while closing in on the other vehicle, it can push the pedal upwards to assist you in releasing it.



PERSONALIZED COMFORT The dual occupant memory system¹ allows each Infiniti Intelligent Key to store a custom profile for one individual driver. Preferred settings for the seat, steering column, and outside mirrors are automatically executed, depending on which key you possess.




EASE IN TRAFFIC Intelligent Cruise Control (Full-Speed Range)^{1,13} allows you to choose your desired speed and following distance, and automatically adjusts your speed in slowing traffic, going all the way to a complete stop. Then, as traffic flow picks up, it re-accelerates your vehicle to your preset speed. This visionary innovation and the personalized convenience it offers is available with a simple touch of a button.



A BETTER VIEW OF YOUR WORLD Infiniti Hard Drive Navigation System is packed with advanced yet intuitive technology that makes it both more informative and easier to use. Birdview perspective control gives you a more natural view of the map, while 3-D building graphics make it easy to locate your destination in crowded urban surroundings. Also, you can simply speak your instructions to the system, thanks to full integration with Infiniti Voice Recognition.^{1,7}



A SMARTER WAY TO SEE The Adaptive Front lighting System¹ on the QX50 lights not just the way ahead, but around as well. It directs light toward corners by turning the headlights in coordination with steering input to help the driver see upcoming vehicles and pedestrians, and to help you reach your destination safely.



AUDITORY INDULGENCE Bose® Premium Sound system¹ brings 11 individual speakers to bear in its powerful array, which add palpable depth to every form of music. Their positioning and sound delivery are precision-engineered specifically for the interior of the QX50 to filter out noise and distortion, and to surround you with compellingly rich and realistic sound.

PROTECTION

The Infiniti Safety Shield® concept—our comprehensive approach to safety—layers technologies to monitor conditions, help you avoid a collision, and help protect you and your passengers if one occurs.

1350 MPa
ULTRA-HIGH
TENSILE STEEL

590 MPa
CONVENTIONAL
STEEL

STRONGER AND LIGHTER Ultra high-strength steel is used to help enhance your safety in the case of a collision. The unique process used to create this material can give it more than twice the tensile strength of conventional steel. Not only does this ultra-strong material add to the vehicle's resiliency, it allows us to make the vehicle lighter overall.



BETTER STABILITY WHILE STOPPING Electronic Brake force Distribution adjusts the amount of brake force applied to the front and rear wheels for improved braking performance. It not only helps the brakes wear more evenly, it reduces front-end “dive” during heavy braking, increasing your directional stability and ability to control the vehicle. The system also detects vehicle-load conditions, and distributes additional brake pressure to the rear brakes as needed.

ALWAYS LOOKING FOR DANGER Intelligent Brake Assist^{1,8} with Forward Collision Warning^{1,9} uses a sensor to continuously monitor and analyze your closing speed to the vehicle ahead of you, to help detect an imminent collision. It provides a warning to alert the driver as the vehicle moves towards impact and—if needed—can automatically engage the brakes to help reduce the impact speed.

MAINTAINING YOUR LANE The Lane Departure Prevention System^{1,5} uses a camera to watch for departure from the traveling lane when you haven't signaled, and audibly warns you if it's detected. Then, if the drift continues, the system lightly applies selected brakes to help ease your vehicle back into the travel lane. But you never give up control. It's designed to assist, not override.

HELPING YOU STAY IN CONTROL Comparing actual vehicle cornering performance to the driver's input, Vehicle Dynamic Control^{1,6} adjusts power levels and applies appropriate brake pressure to individual wheels to help correct oversteer or understeer, helping keep the vehicle on the steered path. Working in tandem, the Traction Control System senses wheelspin and automatically helps give you a surer foothold.




THE SUPPORT YOU NEED In certain rear-end collisions, the Front-seat Active Head Restraints found on the QX50 can move forward to help cushion the head to help assist in reducing whiplash-type injuries.

ENHANCED PROTECTION Infiniti puts an array of air bags between you and an impact, including dual-stage front supplemental air bags of the Infiniti Advanced Air Bag System that adjust inflation rates based on the severity of the crash and seat belt usage. Also featured are front seat-mounted side-impact supplemental air bags and roof-mounted curtain side-impact supplemental air bags.⁵

SELECTION

Hues that change in response to light and angle. Matching exterior and interior colors to reflect the distinctive energy and mood of the seasons. These are two ways Infiniti designs color to evoke feeling, express character, and shape the emotional essence of a vehicle.

EXTERIOR COLORS



INTERIOR COLORS



INTERIOR TRIM



WHEELS



18 X 8.0-INCH ALUMINUM-ALLOY WHEELS



19 X 8.5-INCH ALUMINUM-ALLOY WHEELS

Infiniti has taken care to ensure that the color swatches presented here are the closest possible representations of actual vehicle colors. Swatches may vary slightly due to the printing processes and whether viewed in daylight, fluorescent or incandescent light. Please see actual colors at you local Infiniti Retailer.

GENUINE INFINITI ACCESSORIES

The same exacting standards applied to the creation of an Infiniti vehicle go into designing and manufacturing Genuine Infiniti Accessories. With a wide array of quality products designed to integrate seamlessly, you can be assured of a custom fit and finish.¹⁶ For more information and to shop online for Genuine Infiniti Accessories, go to parts.InfinityUSA.com.



ACCESSORIES SHOWN Roof rail crossbars,¹⁷ moonroof wind deflector, hood protector and splash guards.



STAINLESS STEEL REAR BUMPER PROTECTOR Protect your bumper from dings and scratches while enhancing the appearance of your vehicle. Its stainless steel finish offers both a sophisticated appearance and durable wear.



STAINLESS STEEL ILLUMINATED KICK PLATES The Infiniti logo glows softly along the bottom of front door sills—a signature flourish you and your passenger will appreciate every time you get in.




VEHICLE COVER Designed to fit around the curves of your QX50, it helps protect against UV rays, acid rain and other airborne contaminants while softly shielding the finish of your vehicle.



CARPETED FLOOR MATS Sophisticated design and luxurious materials make these floor mats a perfect match for the interior of your Infiniti QX50. An elegant emblem is precision-embroidered with the model name.



REAR CARGO COVER¹⁷ Keep your valuables safe and out of sight with this retractable cover. It's easy to install and even easier to operate.



CARGO AREA PROTECTOR¹⁷ This versatile accessory is constructed of durable and flexible material, and helps keep your packages and other items from moving around while driving. Plus, it helps keep your cargo area clean and protected from scratches and damage.



See video of Genuine Infiniti Accessories. Scan here.

SPECIFICATIONS

	QX50	QX50 AWD	QX50 Journey	QX50 AWD Journey
POWER				
Engine				
3.7-liter (3,696cc) 24-valve V6, aluminum-alloy block and heads	•	•	•	•
Valvetrain				
Double overhead camshaft (DOHC), 4 valves per cylinder with microfinished camshafts. Continuously Variable Valve Timing Control System (CVTCS) optimizes opening of intake valves. Variable Valve Event and Lift (VVEL®) for intake valves improves performance, emissions and fuel efficiency	•	•	•	•
Intake System				
High-flow tuned induction system	•	•	•	•
Fuel Economy				
EPA Estimated Fuel Economy (mpg) ¹¹ (city/highway)	17/25	17/24	17/25	17/24
Horsepower				
325 hp @ 7,000 rpm	•	•	•	•
Torque				
267 lb-ft @ 5,200 rpm	•	•	•	•
Transmission				
Electronically controlled 7-speed automatic with Adaptive Shift Control. Manual shift mode offers sequentially selectable manual gearshifts and Downshift Rev Matching	•	•	•	•
Snow mode helps driver control throttle response	•	•	•	•
Drive Type				
Rear-wheel drive	•		•	
Intelligent All-Wheel Drive (AWD)		•		•
HANDLING				
Steering				
Type	Vehicle-speed-sensitive power steering	•	•	•
Turning diameter	34.8 feet	•	•	•
	36.0 feet		•	•
Suspension				
Front	Independent, double-wishbone with coil springs over shock absorbers, stabilizer bar	•	•	•
Rear	Independent, multi-link with coil springs over shock absorbers, stabilizer bar	•	•	•
Brakes				
Front/Rear	12.6 x 1.3-inch ventilated discs/12.1 x 0.6-inch discs; 4-wheel, 4-channel ABS	•	•	•
Wheels and Tires				
Standard	18 x 8.0-inch, 8-spoke aluminum-alloy wheels with 225/55R18 all-season tires	•	•	•
Deluxe Touring Package	19 x 8.5-inch, split 5-spoke aluminum-alloy wheels with 245/45R19 all-season tires			◦
Spare Tire	Temporary use	•	•	•

• Standard ◦ Available

EXTERIOR

Features

Automatic on/off headlights				
Integrated front fog lights	•	•	•	•
LED rear brake lights and center high-mounted stoplight	•	•	•	•
Power sliding tinted glass moonroof with one-touch auto-open/close, tilt feature and sliding sunshade			•	•
Aluminum roof rails			◦	◦
Integrated rear spoiler	•	•	•	•
UV-reducing solar glass	•	•	•	•
Power adjustable, heated outside mirrors with courtesy light under driver's mirror	•	•	•	•
Outside mirrors with reverse tilt-down feature			◦	◦
Speed-sensitive flat-blade front windshield wipers	•	•	•	•
Rear window intermittent wiper	•	•	•	•
Stainless steel front doorsill plates	•	•	•	•
Rear doors open a full 80 degrees for easier rear-seat entry and exit	•	•	•	•
Rear window defroster with indicator light and timer	•	•	•	•
Dual exhaust with polished finishers	•	•	•	•

INTERIOR

Features

Infiniti Intelligent Key with Illuminated Push Button Ignition	•	•	•	•
Dual Zone Automatic Temperature Control system	•	•	•	•
Advanced Climate Control System with auto-recirculation, Plasmacluster® air purifier and Grape Polyphenol Filter ¹⁰			◦	◦
Rear-seat heating and cooling vents in center console and ducts under front seats	•	•	•	•
Power windows with illuminated switches and front-window one-touch auto-up/down with auto-reverse feature	•	•	•	•
Power door locks with automatic locking feature	•	•	•	•
Retained accessory power for windows and moonroof (if equipped)	•	•	•	•
Sequential welcome lighting illuminated entry system and overhead ambient light	•	•	•	•
Front sun visors with illuminated vanity mirrors and extensions	•	•	•	•
Coat hanger on driver's head restraint			◦	◦
Overhead sunglasses storage	•	•	•	•
Dual overhead front map lights, rear-seat reading lights	•	•	•	•
Front seatback map pockets	•	•	•	•
Dual front and rear cup holders	•	•	•	•
Front center console with armrest, dual-level storage compartment and 12-volt power outlet	•	•	•	•
Front and rear carpeted floor mats	•	•	•	•
Cargo net tie-down anchors in cargo area	•	•	•	•

Seating and Trim

Leather-appointed seating	•	•	•	•
8-way power driver's seat with adjustable lumbar support	•	•	•	•
4-way power front-passenger's seat	•	•	•	•
8-way power front-passenger's seat			◦	◦
Dual-occupant memory system for driver's seat, steering wheel and outside mirrors, linked to individual Intelligent Keys			◦	◦
Entry/exit assist for driver's seat and steering wheel			◦	◦
Heated front seats		•	•	•
60/40-split folding rear seatbacks	•	•	•	•
Power up-folding second-row seats			◦	◦
Black lacquer and aluminum interior trim	•	•		
Maple interior accents			•	•
Leather-wrapped steering wheel and shift knob	•	•	•	•

• Standard ◦ Available

INTERIOR (continued)

Audio and Entertainment System

6-speaker audio system, including AM/FM/CD with MP3 playback capability, Radio Data System (RDS) and speed-sensitive volume control	•	•	•	•
Bose® 11-speaker Premium Sound system, including AM/FM/CD/DVD with MP3 playback capability, Radio Data System (RDS) and speed-sensitive volume control			◦	◦
Streaming audio via Bluetooth® wireless technology ¹⁸			◦	◦
USB connection port for iPod® interface and other compatible devices ¹⁹	•	•	•	•
SiriusXM Satellite Radio ²⁰	•	•	•	•
Illuminated steering wheel-mounted audio controls	•	•	•	•

Instrumentation and Driver Controls

Fine Vision electroluminescent gauges	•	•	•	•
Tilt and telescopic steering column	•	•		
Power tilt and telescopic steering column			•	•
Bluetooth® Hands-free Phone System ¹⁸	•	•	•	•
Infiniti Controller for audio, climate control, fuel economy, maintenance, and comfort and convenience features	•	•	•	•
7-inch color vehicle information display	•	•	•	•
Infiniti Hard Drive Navigation System with touch-screen display, Lane Guidance and 3-D building graphics ⁷			◦	◦
Infiniti Voice Recognition for audio, navigation and vehicle information systems			◦	◦
NavTraffic with detailed traffic information provided by SiriusXM ²⁰			◦	◦
NavWeather with current weather updates and 3-day forecasts provided by SiriusXM ²⁰			◦	◦
RearView Monitor ²	•	•	•	•
Around View® Monitor ² with Front and Rear Sonar System ¹²			◦	◦
Auto-dimming inside mirror with HomeLink® Universal Transceiver			•	•
Cruise control with steering wheel-mounted switches	•	•	•	•
Analog clock	•	•	•	•
Distance Control Assist (DCA) ⁴			◦	◦
Intelligent Cruise Control (Full-Speed Range) ¹³			◦	◦

• Standard ◦ Available

	QX50	QX50 AWD	QX50 Journey	QX50 AWD Journey
SAFETY FEATURES				
Safety				
Infiniti Advanced Air Bag System (AABS) includes dual-stage front supplemental air bags with seat belt sensors and an occupant-classification sensor. Air bag inflation rate is adjusted depending on crash severity and seat belt usage. If the front-passenger’s seat is empty, a sensor will deactivate the air bag ¹⁵	•	•	•	•
Driver and front-passenger side-impact supplemental air bags ¹⁵	•	•	•	•
Roof-mounted curtain side-impact supplemental air bags for front and rear-seat outboard occupant head protection ¹⁵	•	•	•	•
Front-seat Active Head Restraints (AHR)	•	•	•	•
3-point height-adjustable front seat belts with pretensioners and load limiters, driver’s seat Emergency Locking Retractor (ELR) and passenger’s seat ELR and Automatic Locking Retractor (ALR)	•	•	•	•
Second-row 3-point seat belts with ELR and ALR	•	•	•	•
Zone Body construction with reinforced passenger compartment and front and rear crumple zones	•	•	•	•
LATCH System (Lower Anchors and Tethers for Children) helps simplify proper installation of compatible child restraint seats	•	•	•	•
Electronic Brake force Distribution (EBD)	•	•	•	•
Brake Assist (BA)	•	•	•	•
4-wheel Anti-lock Braking System (ABS)	•	•	•	•
Blind Spot Warning (BSW) helps alert the driver to a vehicle detected in the blind spot area ⁶			◦	◦
Forward Collision Warning (FCW). Using the QX50’s laser sensors, this available feature helps alert the driver of an imminent collision by providing a visual and an audible warning ⁹			◦	◦
Intelligent Brake Assist (IBA). This available active safety feature continuously monitors and analyzes closing speeds to a vehicle ahead or to a stationary obstacle. If the driver does not adequately respond to the Forward Collision Warning and a collision cannot be avoided, IBA will automatically engage the brakes to help reduce collision speed and impact, thus mitigating the consequences of the accident ⁸			◦	◦
Lane Departure Warning (LDW) and Lane Departure Prevention (LDP) Systems. LDW sounds an audible warning when you start to drift out of your lane and LDP lightly applies the brakes to help ease you back into the travel lane ⁵			◦	◦
Traction Control System (TCS)	•	•	•	•
Vehicle Dynamic Control (VDC) ¹⁴	•	•	•	•
Slide-away brake pedal assembly	•	•	•	•
Tire Pressure Monitoring System (TPMS) ²¹	•	•	•	•
Security				
Remote keyless entry system with selective unlocking of driver’s door or all doors	•	•	•	•
Remote power-opening of windows; closing via exterior door lock	•	•	•	•
Infiniti Vehicle Immobilizer System embeds an encoded transponder chip in the Infiniti Intelligent Key. The engine control computer will not allow the engine to start without the correct key and transponder	•	•	•	•
Vehicle Security System	•	•	•	•
HomeLink [®] Universal Transceiver offers control for compatible garage doors and home security systems			•	•

	QX50	QX50 AWD	QX50 Journey	QX50 AWD Journey
OPTION PACKAGES				
Premium Package			◦	◦
Infiniti Hard Drive Navigation System with touch-screen display, Lane Guidance and 3-D building graphics ⁷ • Infiniti Voice Recognition for audio, navigation, and vehicle information systems • NavTraffic with detailed traffic information provided by SiriusXM ²⁰ • NavWeather with current weather updates and 3-day forecasts provided by SiriusXM ²⁰ • Around View [®] Monitor ² with Front and Rear Sonar System ¹² • Bose [®] 11-speaker Premium Sound system, including AM/FM/CD/DVD with MP3 playback capability, Radio Data System (RDS) and speed-sensitive volume control • Streaming audio via Bluetooth [®] wireless technology ¹⁸ • Advanced Climate Control System with auto-recirculation, Plasmacluster [®] air purifier and Grape Polyphenol Filter ¹⁰ • Aluminum roof rails			◦	◦
Deluxe Touring Package <i>Requires Premium Package.</i>			◦	◦
19 x 8.5-inch, split 5-spoke aluminum-alloy wheels with 245/45R19 all-season tires • Adaptive Front lighting System (AFS) with High Intensity Discharge (HID) xenon auto-leveling headlights • Dual-occupant memory system for driver’s seat, steering wheel and outside mirrors, linked to individual Intelligent Keys • Entry/exit assist for driver’s seat and steering wheel • Outside mirrors with reverse tilt-down feature • 2-way driver’s seat power lumbar support • Coat hanger on driver’s head restraint • 8-way power front-passenger’s seat • Power up-folding second-row seats • Premium stitching on meter hood			◦	◦
Technology Package <i>Requires Deluxe Touring Package.</i>			◦	◦
Intelligent Cruise Control (Full-Speed Range) ¹³ • Lane Departure Warning (LDW) and Lane Departure Prevention (LDP) ⁵ • Distance Control Assist (DCA) ⁴ • Intelligent Brake Assist (IBA) ⁸ with Forward Collision Warning (FCW) ⁹ • Blind Spot Warning (BSW) ⁶			◦	◦
INDIVIDUAL OPTIONS²²				
19-inch, Split 5-spoke Bright Aluminum-alloy Wheels			◦	◦
First Aid Kit and Cargo Area Protector ¹⁷	◦	◦	◦	◦
Rear Cargo Cover ¹⁷	◦	◦	◦	◦
Roof Rail Crossbars ¹⁷			◦	◦
Splash Guards (4-piece set)	◦	◦	◦	◦
Stainless Steel Illuminated Kick Plates	◦	◦	◦	◦
Stainless Steel Rear Bumper Protector	◦	◦	◦	◦

	QX50	QX50 AWD	QX50 Journey	QX50 AWD Journey
DIMENSIONS				
Exterior				
Coefficient of drag	0.32	0.32	0.32	0.32
Overall length (inches)	182.3	182.3	182.3	182.3
Overall width (inches)	71.0	71.0	71.0	71.0
Overall height without roof rails (inches)	61.9	61.9	61.9	61.9
Overall height with roof rails (inches)			62.6	62.6
Wheelbase (inches)	110.2	110.2	110.2	110.2
Track width (inches)—Front	62.7	62.7	62.7	62.7
Track width (inches)—Rear	64.6	64.6	64.6	64.6
Interior				
Headroom with moonroof (inches)—Front			38.7	38.7
Headroom with moonroof (inches)—Rear			37.7	37.7
Headroom without moonroof (inches)—Front	40.5	40.5		
Headroom without moonroof (inches)—Rear	38.4	38.4		
Legroom (inches)—Front	44.3	44.3	44.3	44.3
Legroom (inches)—Rear	28.5	28.5	28.5	28.5
Shoulder room (inches)—Front	54.8	54.8	54.8	54.8
Shoulder room (inches)—Rear	55.1	55.1	55.1	55.1
Hip room (inches)—Front	52.9	52.9	52.9	52.9
Hip room (inches)—Rear	50.0	50.0	50.0	50.0
Weight and Capacity				
Passenger volume (cubic feet)	91.7	91.7	88.5	88.5
Cargo volume (cubic feet)	18.6	18.6	18.6	18.6
Curb weight (lbs)	3,790	3,987	3,819	4,017
Weight distribution (percent) (front/rear)	53/47	54/46	53/47	54/46
Fuel capacity (gallons)	20.0	20.0	20.0	20.0

This brochure is intended for general descriptive and informational purposes only. It is subject to change and does not constitute an offer, representation or warranty (express or implied) by Nissan North America, Inc. Interested parties should confirm the accuracy of any information in this brochure as it relates to a vehicle directly with Infiniti Retailer before relying on it to make a purchase decision. Nissan North America, Inc., reserves the right to make changes, at any time, without prior notice, in prices, colors, materials, equipment, specifications, and models and to discontinue models or equipment. Due to continuous product development and other pre- and post-production factors, actual vehicle, materials and specifications may vary from this brochure. Some vehicles shown with optional equipment. See the actual vehicle for complete accuracy. Availability and delivery times for particular models or equipment may vary. Specifications, options and accessories may differ in Hawaii, U.S. territories and other countries. For additional information on availability, options or accessories, see your Infiniti Retailer or visit Infiniti website.

¹ Available on select models. ² Parking aid/convenience feature. Cannot completely eliminate blind spots. May not detect every object and does not warn of moving objects. Always check surroundings before moving vehicle. Not a substitute for proper backing procedures. Always turn to check what is behind you before backing up. ³ Intelligent Cruise Control is not a collision avoidance system or warning device. Designed to use limited braking. Failure to apply the brakes could result in an accident. ⁴ Distance Control Assist helps maintain a distance to the vehicle in front under certain conditions. Not a collision avoidance system. Failure to apply the brakes could result in an accident. ⁵ The Lane Departure Warning/Lane Departure Prevention Systems operate only when the lane markings are clearly visible on the road. Speed limitations apply. See Owner’s Manual for details. ⁶ The Blind Spot Warning System is not a substitute for proper lane change procedures. The system will not prevent contact with other vehicles or accidents. It may not detect every vehicle or object around you. ⁷ Never program while driving. GPS mapping may not be detailed in all areas or reflect current road regulations. ⁸ IBA is not a collision avoidance system. It may not provide warning or braking in certain conditions. Never rely solely on IBA. ⁹ FCW is intended to warn you before a collision occurs; it cannot prevent a collision. Speed and other limitations apply. Always drive safely. ¹⁰ The Advanced Climate Control System with Plasmacluster air purifier helps scrub the air in the vehicle’s interior. The system senses exterior odors, suppresses unpleasant interior odors, stops the inflow of external odors and helps keep the cabin smelling fresh, but does not always eliminate odors. ¹¹ 2015 EPA Fuel Economy Estimates. MPG 17 city/25 hwy. Actual mileage may vary with driving conditions. Use for comparison only. ¹² The Front and Rear Sonar System is a convenience, but not a substitute for proper parking procedures and/or backing procedures. Always check that it is safe to do so before moving forward or backing up. May not detect every object in front of or behind you. ¹³ Intelligent Cruise Control (Full-Speed Range) is not a collision avoidance system or warning device. Designed to use limited braking. Failure to apply the brakes could result in an accident. ¹⁴ VDC, which should remain on when driving except when freeing the vehicle from mud or snow, cannot prevent accidents due to abrupt steering, carelessness, or dangerous driving techniques. Always drive safely. ¹⁵ Air bags are only a supplemental restraint system; always wear your seat belt. Even with the occupant-classification sensor, rear-facing child restraints should not be placed in the front-passenger’s seat. Also, all children 12 and under should ride in the rear seat properly secured in child restraints, booster seats, or seat belts according to their size. Air bags will only inflate in certain accidents; see your Owner’s Manual for more details. ¹⁶ Covered by Infiniti’s Limited Warranty on Genuine Infiniti Accessories for the longer of 12 months/12,000 miles (whichever is earlier) or the remaining period under the 4-year/60,000-mile Infiniti New Vehicle Limited Warranty. Terms and conditions apply. See Warranty Information Booklet for details. ¹⁷ Cargo and load capacity limited by weight and distribution. Always secure all cargo. Heavy loading of the SUV with cargo, especially on the roof, will affect handling and stability of the vehicle. ¹⁸ Availability of specific features is dependent upon the phone’s Bluetooth[™] support. Please refer to your phone Owner’s Manual for details. Bluetooth word mark and logos are owned by Bluetooth SIG, Inc., and any use of such marks by Infiniti is under license. ¹⁹ Always give your full attention to driving. Avoid operating your iPod[®] in such a way that you can be distracted during vehicle operation. See Retailer for details. iPod is a registered trademark of Apple Inc. All rights reserved. iPod[®] not included. ²⁰ Required SiriusXM Satellite Radio, NavTraffic and NavWeather subscriptions sold separately and are continuous until you call SiriusXM to cancel. Installation costs, one-time activation fee, other fees and taxes will apply. NavTraffic available in select markets. Satellite Radio U.S. service and NavWeather service available only to those 18 or older in the 48 contiguous states and D.C. Fees and programming subject to change. Subscriptions governed by Customer Agreement available at siriusxm.com. ©2014 Sirius XM Radio Inc. Sirius, XM and all related marks and logos are trademarks of Sirius XM Radio Inc. ²¹ Tire Pressure Monitoring System is not a substitute for regular tire pressure checks. ²² May require additional options or option packages.


App Store is a service mark of Apple Inc. iPad is a registered trademark of Apple Inc. Android and Google Play are trademarks of Google Inc.

• Standard ◦ Available

• Standard ◦ Available

PARTNERS IN THE INTENSE

The pulse races. Seconds split. Victories are won and lost. In Formula One, technology and human ingenuity are pushed to the limit. Yet, success is ultimately a measure of the passion that goes into every invention and is released every lap. This passion has led Infiniti Red Bull Racing to become, in recent years, the most dominant force on track.



Infiniti is drawn to Formula One racing because it is engineering genius applied purely to creating emotional excitement. A feeling of exhilaration that extends from the track to the fans, to the culture of Formula One, through our partner, Infiniti Red Bull Racing. The heart and determination the team has shown has led to four Formula One Constructors' World Championships in a row. Our synergistic relationship is one that promises thrilling new performance capabilities for both Formula One and Infiniti vehicles. This exchange of both technology and ideas now includes the appointment of 4-time Formula One Drivers' World Champion, Sebastian Vettel, as our Director of Performance. Sebastian has already aided in the development of the Infiniti Q50—harnessing his supreme driving senses and passion for performance to ensure this new vehicle is as dynamic as possible. And now, future Infiniti vehicles will be imprinted with the unrivaled skill and dedication that has led to his many achievements.

Ultimate luxury is more than perfection. It is the feeling of unrestrained joy that unleashes something special in your heart. We at Infiniti believe there are times when reason should take a backseat and emotion—pure and primal—should be the driver. Tangibles play a part, of course: the sensual, flowing lines; the smell of leather; the visceral roar of the engine. Established in 1989, Infiniti has now grown to include sedans, coupes, convertibles, crossovers and SUVs in its lineup and reaches across 50 countries worldwide. Infiniti has generated respect as the provocateur brand in the premium category, with a reputation for defying convention and creating irresistible and provocative automobiles, engineered with obsessive attention to detail. Our passion for ultimate precision, exhilarating performance and that exuberant driving experience is also manifested in the partnership that Infiniti established with Red Bull Racing in 2011. All of which contributes to the feeling that to drive an Infiniti is something special.