

# NEW RANGE ROVER



ABOVE & BEYOND









BY APPOINTMENT TO  
HM THE QUEEN  
MANUFACTURERS OF  
MOTOR VEHICLES  
JAGUAR LAND ROVER LIMITED  
COVENTRY



BY APPOINTMENT TO  
HRH THE DUKE OF EDINBURGH  
MANUFACTURERS OF  
MOTOR VEHICLES  
JAGUAR LAND ROVER LIMITED  
COVENTRY



BY APPOINTMENT TO  
HRH THE PRINCE OF WALES  
MANUFACTURERS OF  
MOTOR VEHICLES  
JAGUAR LAND ROVER LIMITED  
COVENTRY



**ABOVE & BEYOND**

Ever since the first Land Rover vehicle was conceived in 1947, we have built vehicles that challenge what is possible. These in turn have challenged their owners to explore new territories and conquer difficult terrains. Our vehicles epitomize the values of the designers and engineers who have created them. Each one instilled with iconic British design cues, delivering capability with composure. Which is how we continue to break new ground, defy conventions and encourage each other to go further. Land Rover truly enables you to make more of your world, to go above and beyond.







# THE NEW RANGE ROVER

Reflecting its unrivaled heritage, the new Range Rover takes design, comfort and craftsmanship to extraordinary new heights. As striking on the outside as it is refined within, its performance and capability are peerless. Exemplary levels of comfort and technology bring you a heightened sense of effortless sophistication and a truly first-class travel experience.

## CONTENTS

<b>INTRODUCTION</b>		<b>DRIVER ASSISTANCE</b>	42
The New Range Rover	6	Lighting Technology	45
2019 Range Rover Plug-in Hybrid Electric Vehicle*	8	<b>VERSATILITY</b>	
<b>DESIGN</b>		Truly Flexible	46
Exterior	11	Towing	50
Interior	13	<b>SVAUTOBIOGRAPHY DYNAMIC</b>	
Long Wheelbase	16	Exterior	53
<b>PERFORMANCE AND CAPABILITY</b>		Interior	54
New 2019 Range Rover Plug-in Hybrid Electric Vehicle*	18	<b>SPECIFICATIONS</b>	
Engines and Transmission	22	Choose Your Model	56
Legendary Breadth of Capability	25	Choose Your Engine	66
<b>TECHNOLOGY</b>		Choose Your Exterior	68
Infotainment	29	Choose Your Wheels	72
Connectivity	30	Choose Your Interior	74
Audio	34	Choose Your Options and Land Rover Gear	78
Driver Assistance	36	Technical Details	82
Efficient Technologies	40	<b>WORLD OF LAND ROVER</b>	84
		<b>YOUR PEACE OF MIND</b>	87

\*Vehicle's estimated availability is Summer 2018.

Vehicle shown: Range Rover Autobiography in Byron Blue with optional equipment.

The vehicles featured in the photographs throughout this brochure are European models and may not be available in the United States.

## INTRODUCTION

# INTRODUCING THE NEW RANGE ROVER

## SETTING NEW STANDARDS

Whether on Place du Casino, Monaco or some muddy track in Warwickshire, England, Range Rover has always been synonymous with supreme refinement, capability and distinctive design cues such as its signature floating roofline, continuous waistline and lower accent graphic.

A spacious interior, together with executive rear seating offers an exemplary level of comfort for driver and passengers.

While a new level of Land Rover InControl® technology, including LED lighting, the Touch Pro Duo infotainment system\*\*, full color Head-up Display and seven-mode Terrain Response® with 'Comfort' mode \*, delivers an even more luxurious driving experience.

We haven't set out to reimagine Range Rover, we simply keep making it better.

## LIGHTING TECHNOLOGY

All-round exterior LED lighting is standard. Designed to last the lifetime of the vehicle, LED lights are more energy-efficient and the quality of light produced is closer to daylight conditions, to help make driving at night less tiring. See page 45.

## SUPREME ALL-TERRAIN CAPABILITY

The All Wheel Drive system provides assistance on and off-road. Electronic air suspension helps deliver an even more confident off-road experience as you can raise the vehicle by some 2.9 inches. Such features as All Terrain Progress Control can provide further assistance in off-road situations\*. See pages 25-27.



## COMPOSED TOWING

You can tow up to 7,716 lbs with consummate ease and a suite of specific optional technologies such as Advanced Tow Assist helps you drive, maneuver and park with the least amount of fuss\*. See page 50.

## POWERTRAINS

From power and sheer driving pleasure to refinement, there is a range of engines available including gas and diesel: each has been optimized with Comfort and Dynamic modes to cater for all needs. All engines are equipped with Stop/Start technology and smart regenerative charging. See pages 21-23.

\*These systems are not a substitute for driving safely with due care and attention and will not function under all circumstances, speeds, weather and road conditions, etc. Driver should not assume that these systems will correct errors of judgment in driving. Please consult the owner's manual or your local Land Rover Retailer for details.

Vehicle shown: Range Rover Autobiography in Byron Blue with optional equipment.



## LUXURY ENVIRONMENT

With a sublime and beautifully appointed interior, Range Rover takes luxury to even greater heights. Rear seats now have increased recline and all seats have deeper cushioning for greater comfort, while optional 10" Rear Seat Entertainment with Touchscreens ensure passengers also enjoy optimum levels of entertainment. New veneers and trim finishers further enhance the sense of unmatched refinement. See pages 13-14.



## INTELLIGENT VERSATILITY

The vehicle provides increased levels of versatility. Ample storage solutions include the new deep center console storage compartment, while the ability to fold the rear seats means it can adapt to suit your specific needs. Intelligent Seat Cargo Mode with power recline and Convenience Fold with Remote Intelligent Seat Fold allow you to make more of your vehicle. Automatic Access Height, Easy Loading and an Activity Key help ensure easy entry, exit and loading. Up to seven USB ports, five 12V power sockets, and two 110-Volt/150-Watts Power Outlets and 4G Wi-Fi ensure you can all stay connected. Availability dependent by model. See pages 46-49.

## ELEGANT ALL-NEW REAR SEATING

The Range Rover is fitted with 60:40 bench seating with load-through as standard. The option of rear Executive Class seating with a power deployable rear center console and folding rear seats delivers exceptional five seat versatility with the ability to provide four seat comfort. Passenger comfort is further enhanced through features such as Extreme Passenger Seat Away and one touch recline. Choose the Long Wheelbase model to enjoy an additional 7 inches of rear legroom. See pages 14-17.

## SEAMLESSLY INTEGRATED TECHNOLOGY

Touch Pro Duo has two 10" high-definition Touchscreens to ensure you stay connected and entertained\*\*. This is complemented by the 12.3" Interactive Driver Display with configurable touch steering wheel controls and our second generation full color Head-up Display\*. See page 29.

## INTERIOR COMFORT AND WELLBEING

Command Driving Position ensures you enjoy a greater view of surroundings and the road ahead. Configurable Ambient Lighting and Enhanced Task Lighting complement the interior ambience while Cabin Air Ionization helps to provide a fresh environment for all occupants. And for an even more sophisticated ride, thicker door glass and better acoustic insulation make this vehicle the quietest Range Rover ever. See pages 13 and 46.

\*\*Do not use Land Rover InControl® features under conditions that will affect your safety or the safety of others. Driving while distracted can result in loss of vehicle control.

# INTRODUCING THE NEW 2019 RANGE ROVER PLUG-IN HYBRID ELECTRIC VEHICLE\*

Capability, performance and cutting-edge technologies are at the heart of every Land Rover. Taking our vehicles into the future, electric power now propels us into an exciting new era. One of our first Plug-in Hybrid Electric Vehicle (PHEV)\*, is driven by our most innovative powertrain yet; an advanced Ingenium gas engine and electric motor combine to give an output of 398HP and deliver 0-60 mph in 6.4 seconds\*\*. With a full electric charge, it has a range of up to 31 miles<sup>†</sup>. Drivers can select from two driving modes to best suit their needs. See pages 18-21 for details.

**EV (Electric Vehicle) mode** – full electric drive<sup>††</sup>.

**Parallel Hybrid mode** (the default driving mode) – combined gas and electric drive. When in Parallel Hybrid mode, the driver can optimize battery charge or fuel economy by utilizing two alternative charge management functions:

**SAVE function** – prevents the battery charge dropping below the level which has been selected

**Predictive Energy Optimization (PEO) function** – by entering a destination in the Navigation system<sup>‡</sup> the driver enables the feature, which utilizes altitude data for the route selected to intelligently switch between the electric motor and gas engine to maximize fuel economy

\*Vehicle's estimated availability is Summer 2018. \*\*Always follow local speed limits. †Manufacturer-estimated up to 31 miles EV range with fully charged battery. Actual range may vary. ††Parallel Hybrid mode will be automatically re-engaged should the driver require more power and torque than is available, or the battery charge drops to an insufficient level to maintain progress. ‡Driving while distracted can result in loss of vehicle control. Do not operate, adjust or view the navigation or multimedia systems under conditions that will affect your safety or the safety of others. Only use mobile phones and other devices, even the voice commands, when it is safe to do so.

Rear cargo space capacity is reduced on P400e models, please see page 48 for more detail.

Vehicle shown: Range Rover HSE in Aruba with optional equipment.



## CABIN PRECONDITIONING

You can pre-heat or, uniquely to PHEV, pre-cool the cabin before you get into the vehicle without starting the engine, making life that bit more comfortable.

See page 19.

## 31 MILE EV RANGE†

PHEV is fully capable of managing most city commutes in full Electric Vehicle (EV) mode, with a range of up to 31 miles. See page 18.

## EASY OVERNIGHT CHARGING

PHEV can fully charge from a domestic electricity supply in approximately 14 hours‡ so it's ideally suited to charging at home overnight, enabling emissions free commuting for up to 31 miles‡. See page 18.

## CHARGING SOLUTIONS

Using a dedicated 32 amp home AC charger a full charge can be achieved in as little as 2.75 hours‡. In addition, a range of charging points can be used at offices, stores, parking lots and other designated public charging places. See page 18.



## REFINED DRIVE

Our quietest Range Rover yet, PHEV ensures seamless transition between the gas engine and electric motor, delivering optimal refinement. See page 19.

## NO COMPROMISE ON CAPABILITY AND PERFORMANCE

PHEV is precise and uncompromising. It is fully capable of handling off-road situations such as rock crawl. Its on-road performance is equally remarkable, delivering an impressive 0-60 mph in 6.4 seconds\*\* through a combination of electric motor and gas engine. See page 19.

## INCONTROL CONNECTIVITY

With the Protect and Remote Premium features, a range of functions are available through your smartphone device, from enabling the driver to view charge status, to remote operation of the vehicle's climate systems. See page 20.

## SEAMLESS DESIGN

Integrating the charging port into the front grille provides easy connection without compromising the vehicle's iconic design. See page 18.

†Charging times will vary by market, power supply and charging solution. Please refer to [landroverusa.com](http://landroverusa.com) for further information.



## DESIGN

# EXTERIOR

With its floating roof, continuous waistline and lower accents, the silhouette of the Range Rover is recognized around the world. Those commanding looks have been given an even more contemporary profile. An all-new front grille signals a more prominent appearance, while the clamshell hood, formed of a single sheet of aluminum, is now smoother and longer to augment the vehicle's more formal, upright profile. The front bumper including vent finishers, side vent graphics, side accent graphics and integrated exhausts help advance the vehicle's effortless design. A choice of Atlas or Satin body-colored side graphics, optional design packages and new wheel designs add further appeal and rear LED lights reinforce the vehicle's distinctive features.



Vehicle shown: Range Rover Autobiography in Byron Blue with optional equipment.



# INTERIOR

Sumptuously designed, the new Range Rover interior is a tranquil haven. Effortlessly comfortable, superbly appointed and finished with a discerning eye for the details, every facet of the interior has been designed and engineered to deliver exceptional comfort for all occupants.

Thanks to the unique Command Driving Position of the Range Rover, the driver continues to enjoy an enhanced view of the road ahead, but now does so in even greater comfort than before. Cossetted in premium materials such as Semi-Aniline leather, new wider seats and deeper cushioning with soft foam interlayers help create the most luxurious environment. Combined with enhanced seat functionality including the optional upper seat shoulder support and 'Hot-Stone' massage, along with intuitive controls using the new door mounted seat control switches, the all-new interior of the Range Rover is the ultimate in refinement.

Seamlessly integrated technologies built around the Touch Pro Duo Touchscreens\* and Interactive Driver Display embody our design ethos; cleaner, crisper lines and fewer dials – delivering an uncluttered console that doesn't distract the driver. New veneers and luxury finishers amplify the vehicle's refined design cues, while enhanced Configurable Ambient Lighting with a choice of ten colors adds greatly to the overall sense of calm. Additional integrated storage solutions including a center console deep storage compartment, and other optional features such as the front center console refrigerator compartment confirm a purity of craft everywhere you look and touch.

No matter how far you travel in a Range Rover, you'll always arrive as refreshed as when you set out. It's not where you go, it's how you get there.

\*Driving while distracted can result in loss of vehicle control. Do not operate, adjust or view the navigation or multimedia systems under conditions that will affect your safety or the safety of others. Only use mobile phones and other devices, even with voice commands, when it is safe to do so.

Interior shown: Range Rover Autobiography in Navy/Ivory with optional equipment.



Everyone who travels in a Range Rover does so in the utmost comfort and style. Refinement is everywhere you look and in everything you touch; nothing exemplifies this better than the new rear Executive Class seating, standard on Autobiography.

As with the front, the rear also features wider seats with deeper cushioning. The rear Executive Class seats take this to another level. When lowered, a power deployable center console with premium veneer finishers and clever storage solutions integrates seamlessly with the two outer passenger seats, creating a luxury four seat environment. And at the touch of a button, Extreme Passenger Seat Away will adjust the front passenger seat forward to maximize the rear passenger's space and forward visibility, while the extended recline and integrated side cushions mean the passenger can adjust their seat into their optimum position.

Optional Executive Class Comfort features including adjustable bolsters, upper seat shoulder support, headrest pillows and 'Hot-Stone' massage further enhance the rear passenger's trip. While additional Executive Class Comfort-Plus features such as heated armrests, heated calf rest and footrest with a dedicated area to warm your feet create a truly luxurious environment.

When you require increased versatility, simply retract the power deployable center console to reveal a center seat for a third occupant. Or for the first time, fold your rear Executive Class seats forward to maximize your cargo space: you can do so even when you're not in the vehicle using the Remote Intelligent Seat Fold App\*\*.

Other available features include Rear Seat Entertainment with 10" Touchscreens, Connect Pro connectivity with 4G Wi-Fi and Comfort Controller Remote app for greater control of features such as seat massage, heating and cooling, and personal climate settings. Enhanced Task Lighting is provided as standard and comes with user selectable modes, including a bright light and a warm light setting for a more relaxed environment, making Range Rover the perfect partner for your journey.



\*\*Only available with Remote.

Interior shown is Autobiography Long Wheelbase in Ebony/Vintage Tan with optional equipment.





Rear Executive Class seating with power deployable center console stored.



Rear Executive Class seating with power deployable center console deployed.



## THE RANGE ROVER LONG WHEELBASE

The Range Rover Long Wheelbase is instantly recognizable, superbly engineered and beautifully appointed. Featuring a panoramic roof as standard, this body style is characterized by a distinctive 'L' badge mounted behind each front wheel arch. The exterior is extended by 7.8 inches to facilitate an even more luxurious environment inside.

The definitive luxury SUV, the Range Rover Long Wheelbase has an additional 7.3 inches of interior floorspace for even more passenger legroom and comfort.

Standard features include an added deep center storage compartment at the rear of the front center console, electric rear side window sunblinds, Configurable Ambient Lighting and illuminated treadplates. With optional features such as Cabin Air Ionization to help improve the air quality within the cabin and Four-zone Climate Control enabling personalized temperature control through an additional climate unit, passengers in the Range Rover Long Wheelbase can create their own tranquil haven.



Select the rear Executive Class Comfort-Plus seats and not only do you get all the luxury features of the Standard Wheelbase including Extreme Passenger Seat Away, heated armrests and 'Hot-Stone' massage, you also get an additional heated calf rest – one for each side behind both driver and passenger. And as with every Range Rover, the superbly crafted space is accompanied by the discerning use of the finest materials.

In the Range Rover Long Wheelbase, every last detail combines to deliver the highest levels of luxury and refinement.



## PERFORMANCE AND CAPABILITY

# NEW 2019 RANGE ROVER PLUG-IN HYBRID ELECTRIC VEHICLE\*



Designed and engineered for an increasingly carbon conscious world, our first ever Range Rover Plug-in Hybrid Electric Vehicle (PHEV), the P400e, delivers a dynamic driving experience with exceptional Range Rover capability both on and off-road.

P400e uses the combination of an advanced 2.0 liter 296HP Si4 Ingenium gas engine supported by a high capacity 85kW electric motor to deliver a combined output of 398HP. The electric motor can either supply its power in parallel with the engine, or drive the vehicle in the manually selectable Electric Vehicle (EV) mode. The large 13kWh capacity battery gives the vehicle an all-electric range of up to 31 miles<sup>†</sup> from a full charge with zero CO<sub>2</sub> tailpipe emissions

The P400e powertrain has been integrated seamlessly into the vehicle's design. The charging point is discreetly located in the front grille, which makes connection to a power supply both convenient and easy while lending itself to routine overnight home charging.

The battery can be fully charged in approximately 14 hours\*\* using the home charging cable supplied as standard. When rapid charging, a full charge can be achieved in as little as 2.75 hours\*\* at home using a dedicated 32 amp AC charger, or away from home at a range of public charging points. The P400e comes with a charging cable that can be stored in the vehicle's cargo space with the included storage case and retention system.

\*Vehicle's estimated availability is Summer 2018.

\*\*Charging times will vary by market, power supply and charging solution. Please refer to [landroverusa.com](http://landroverusa.com) for further information.

<sup>†</sup>Manufacturer-estimated up to 31 miles EV range with fully charged battery. Actual range may vary.

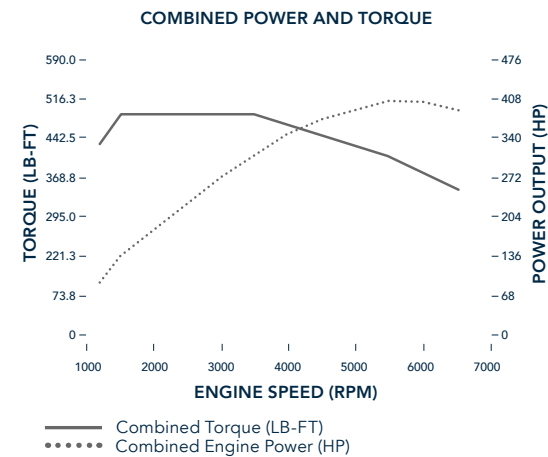
Rear cargo space capacity is reduced on P400e models, please see page 48 for more detail.

The P400e delivers an exceptionally refined experience. The electric motor can produce its maximum torque from a standstill. If engine torque is required, the system uses the Integrated Starter Generator (ISG) for virtually instant starting, enabling engine torque to be perfectly blended with electric motor torque, smoothly delivering the driver's demand using the hybrid integrated transmission..

Off-road capabilities are uncompromised and in some circumstances enhanced. The additional torque provided by the electric motor at low speed is an advantage in a variety of off-road situations.

The combination of the instant torque from the electric motor with that from the highly efficient direct injection gas engine delivers a torque profile normally associated with large capacity gas or diesel engines providing performance that takes it from 0-60 mph in less than 6.4 seconds<sup>†</sup> with a top speed of 137 mph<sup>†</sup>.

For extra convenience, the vehicle can be defrosted while charging and trips can begin with the cabin pre-conditioned to a comfortable temperature. The supplementary heater and air conditioning compressor – both powered by the high voltage battery – will pre-cool or pre-warm the vehicle without the requirement to start the engine when charging, or from the battery alone if sufficient charge is available.



<sup>†</sup>Always follow local speed limits.



## PLUG-IN HYBRID ELECTRIC VEHICLE\*

In Parallel Hybrid mode (the default driving mode), the electric motor supplies its power in parallel with the engine. There is a seamless transition between the 85kW electric motor and the Si4 Ingenium gas engine as the system smoothly starts the engine and then blends electric motor and gas engine power together using the hybrid integrated transmission. Intelligent battery management, which charges the battery through regenerative braking and even when the vehicle is coasting, ensures the P400e engine always has sufficient charge to provide 398HP power output to deliver seamlessly impressive performance when required.

When in the default driving mode (Parallel Hybrid) the driver can optimize fuel economy or battery charge by utilizing one of two alternative charge management functions:

**SAVE function** – manually selected through the Touchscreen<sup>†</sup>, the SAVE function prevents the battery charge from dropping below the level which has been selected. This allows the driver to provision for zero-emission travel at a later point in the trip. The vehicle will only use the electric motor if the battery has received a charge over and above the saved level through regenerative braking.

**Predictive Energy Optimization (PEO) function** – entering a destination in the vehicle’s navigation system<sup>†</sup> will automatically engage the PEO function. By utilizing altitude data for the chosen route, PEO intelligently switches between the electric motor and gas engine to maximize fuel economy throughout the trip.

In addition to operating as a parallel hybrid, the large capacity battery enables the driver to operate the vehicle in **EV (Electric Vehicle)** mode – manually selected by a button on the console, EV mode enables the vehicle to run solely on the electric motor using the energy stored in the battery, the ideal solution for zero-emission trips. The system will introduce the gas engine should the driver require more power than is available through the electric motor alone, or if the battery charge drops to an insufficient level to maintain progress.


Operation of the P400e is further enhanced through specific functionality within Remote Premium (an InControl feature, see page 32). This enables the driver to use a smartphone to view key data such as charge status as well as operating the climate functions and controlling the charging time.

## COMBINED GAS ENGINE AND ELECTRIC MOTOR

POWER (HP)	TORQUE (LB-FT)	ACCELERATION 0-60 MPH <sup>†</sup> (SECONDS)	TOP SPEED (MPH) <sup>†</sup>
398	472	6.4	137

\*Vehicle's estimated availability is summer 2018. \*\*Manufacturer-estimated up to 31 miles EV range with fully charged battery. Actual range may vary. <sup>†</sup>Always follow local speed limits. <sup>‡</sup>Driving while distracted can result in loss of vehicle control. Do not operate, adjust or view the navigation or multimedia systems under conditions that will affect your safety or the safety of others. Only use mobile phones and other devices, even with voice commands, when it is safe to do so.

- 1 85KW ELECTRIC MOTOR**  
 PHEV features a high power 85kW permanent magnet synchronous electric motor to deliver power effortlessly.
- 2 INTEGRATED HYBRID AUTOMATIC TRANSMISSION**  
 A seamless transition from EV to the Internal Combustion Engine (ICE) is delivered via the hybrid integrated transmission.
- 3 2.0 LITER INGENIUM ENGINE**  
 Developed and engineered by Jaguar Land Rover, the aluminum 2.0 liter 296HP Si4 Ingenium gas engine is lighter and more efficient than predecessors.
- 4 13KWH HIGH VOLTAGE BATTERY**  
 The large capacity battery gives the vehicle an all-electric range from a full charge with zero CO<sub>2</sub> tailpipe emissions.
- 5 7KW ON-BOARD CHARGER**  
 The powerful 7kW on-board charger can deliver a full battery charge in as little as 2.75 hours dependent on charging station capability.
- 6 INTEGRATED STARTER GENERATOR**  
 The Integrated Starter Generator (ISG) delivers an exceptionally refined starting of the gas engine when required.
- 7 REGENERATIVE BRAKING**  
 Regenerative braking uses the electric motor to harvest kinetic energy while braking, converting it to electrical energy that is used to recharge the high voltage battery.



EV SYSTEM

EV RANGE (MILES)**	CHARGER CAPACITY (KW)	BATTERY CAPACITY (KWH)	EV TOP SPEED (MPH)†
31	7	13	85

# ENGINES AND TRANSMISSION

From power and sheer driving pleasure to refinement, there is a range of engines available and each has been optimized for specific attributes to cater for all needs. All engines are equipped with Stop/Start technology and smart regenerative charging (except P400e); this feature prioritizes the charging of the battery when the vehicle is decelerating to capture wasted kinetic energy.



## DIESEL ENGINES

### Td6

The 3.0 liter V6 Turbocharged Diesel provides 254HP and an impressive 443 lb-ft of torque, for smooth, progressive performance.

- The switchable coolant pump improves engine warm-up by modulating coolant flow to engine demand, for improved fuel economy and emissions.
- The two-stage oil pump reduces parasitic losses by matching the flow of lubricant to engine load, increasing engine efficiency.
- Improved response due to optimized turbocharger compressor, turbine and variable nozzle designs. Turbo bearings ceramic ball-races to further improve friction and reduced turbo lag.
- An eight-nozzle fuel injector design ensures excellent atomization of the fuel injected, optimizing combustion for power and emissions while keeping fuel consumption and CO<sub>2</sub> emissions to a minimum.
- All Td6 variants are equipped with Stop/Start to help reduce idling.

	POWER (HP)	TORQUE (LB-FT)	ACCELERATION 0-60 MPH* (SECONDS)	TOP SPEED (MPH)*	CAPACITY (CC)
Td6	254	443	7.5	130	2,993



## 8-SPEED AUTOMATIC TRANSMISSION

All diesel and gas engines in the Range Rover are coupled with an 8-speed Automatic Transmission. With eight closely spaced ratios, the transmission ensures that you are always in the optimum gear, maximizing fuel efficiency and acceleration. Gear changes are almost imperceptible and shift schedules intelligently adapt to your driving style.



## GAS ENGINES

### V6 SUPERCHARGED 340/380HP

The 340 and 380HP 3.0 liter V6 Supercharged Gas engines produce 332 lb-ft of torque for exhilarating performance.

- Roots-type Twin Vortex System (TVS) supercharger provides linear power delivery and maximizes responsiveness.
- A spray guided direct injection system carefully manages the air-fuel mixture in the combustion chamber for improved combustion, extracting more energy from the fuel injected. This results in excellent power.
- The engine also features dual independent variable cam timing to vary inlet and exhaust valve operation, working alongside lightweight pistons with ultra-low friction piston rings, for increased performance and efficiency.
- A twin, counter-rotating balancer shaft system is employed to enhance refinement; resulting in an engine that delivers power smoothly.

### V8 SUPERCHARGED 518HP

With 518HP and 461 lb-ft of torque the 5.0 liter V8 Supercharged Gas engine provides top of the range performance for ultimate refinement and driver engagement.

- The V8 has a compact and lightweight all-aluminum design, with impressively low levels of internal friction.
- The engine has been optimized around a state-of-the-art engine management system. This features high-pressure direct injection with a centrally mounted, multi-hole, spray-guided injection system.
- Fitted with a sixth generation, Twin Vortex System (TVS) supercharger, the engine offers superior thermodynamic efficiency and extremely refined noise levels. The supercharger fully utilizes the additional capacity of the 5.0 liter engine, generating a torque profile that delivers outstanding levels of power in a linear and engaging manner.
- The result is an impressively powerful yet refined drivetrain that delivers on both sporting excitement and luxurious refinement whenever required.

### V8 SUPERCHARGED 557HP

Exclusive to SVAutobiography Dynamic the 5.0 liter V8 Supercharged Gas engine has been enhanced to deliver 557HP and 516 lb-ft of torque. This is enabled by a recalibration of the engine and its management system to increase maximum available boost pressure. Maximum torque is delivered at 6,000-6,500rpm. Refer to the V8 Supercharged Gas engine for full details.

	POWER (HP)	TORQUE (LB-FT)	ACCELERATION 0-60 MPH* (SECONDS)	TOP SPEED (MPH)*	CAPACITY (CC)
V6 Supercharged	340	332	7.1	130	2,995
V6 Supercharged	380	332	7.0	130	2,995
V8 Supercharged	518	461	5.1	140**	4,999
V8 Supercharged	557	516	5.1	140**	4,999

\*\*With 22" Wheels.



# LEGENDARY BREADTH OF CAPABILITY

The new Range Rover continues to offer outstanding capability on and off road, with permanent All Wheel Drive (AWD), two-speed transmission, adaptive dynamics and electronic center differential as standard, while the Land Rover revolutionary Terrain Response® system means this capability can be utilized by all drivers, expert and novice alike. This extraordinary capability can be extended to suit individual requirements with a range of additional, optional all-terrain technologies\*.

## ELECTRONIC AIR SUSPENSION

A sure-footed, composed drive is completed by the latest electronic air suspension, which provides exceptional wheel articulation and poise. It changes the vehicle's height quickly, allowing crosslinking of the diagonal wheels to help keep all four wheels on the ground on very uneven surfaces. Added to which, it makes loading heavy objects into the cargo area easier as you can lower the vehicle's rear suspension height by up to 1.9 inches to suit your needs. These functions can be operated via the 10" Touchscreen, a button in the cargo space area or remotely using the key fob.

Range Rover has a choice of ride height settings to assist the driver and passengers of the vehicle at different stages of their journey or across various terrains; from an access height of 1.9 inches below normal ride height, to an extended height of up to 2.9 inches, with a further extended ride height up to an additional 3.1 inches in more extreme off-road conditions.

The Speed Lowering system uses the electronic air suspension to reduce aerodynamic drag and fuel consumption at cruising speeds by lowering the vehicle by over a half an inch from normal ride height when the speed reaches 65 mph\*\*.

## TWO-SPEED TRANSFER BOX WITH ELECTRONIC CENTER DIFFERENTIAL

An additional set of lower gears can prove invaluable in challenging conditions such as steep inclines or declines, off-road driving or when towing. The two-speed transfer box system gives you precise speed and control in such instances. The heart of the two-speed system is the electronic center differential that offers a 50:50 torque split between front and rear axles with the ability to pre-emptively lock the axles before slip commences.

\*These systems are not a substitute for driving safely with due care and attention and will not function under all circumstances, speeds, weather and road conditions, etc. Driver should not assume that these features will correct errors of judgment in driving. Please consult the owner's manual or your local authorized Land Rover Retailer for more details.

\*\*Always follow local speed limits.

Features and their availability may differ by vehicle specification. For full feature and option availability please refer to the online configurator or visit your local Land Rover Retailer.

Vehicle shown: Range Rover Autobiography in Byron Blue with optional equipment.




## TERRAIN RESPONSE®

When you manually select Land Rover's unique standard Terrain Response system, it sets the vehicle up optimally to match the demands of the terrain, by adapting the responses of the vehicle's engine, gearbox, differentials and chassis systems. There are seven manual Terrain Response settings: Comfort, Dynamic, Eco, Grass/Gravel/Snow, Mud and Ruts, Sand, and Rock Crawl\*.

## TERRAIN RESPONSE® 2


Our unique Terrain Response® 2 system is an option designed to monitor driving conditions and automatically optimize driveability and traction by adapting the responses of the vehicle's engine, gearbox, center differential and chassis systems to match the demands of the terrain. You can manually override the system should you wish\*.



1

## ADAPTIVE DYNAMICS

Adaptive Dynamics makes the miles go by virtually unnoticed. The system monitors vehicle movements up to 500 times a second, reacting to driver or road inputs almost instantaneously to give greater control and minimize body movement ensuring a composed, flat ride. The system even senses off-road conditions, and optimizes damping accordingly so driver and passengers arrive at their destination refreshed and relaxed\*.




2

## ACTIVE LOCKING REAR DIFFERENTIAL\*

The Active Locking Rear Differential is designed to ensure the greatest level of traction in various weather conditions both on and off-road. The permanent All Wheel Drive (AWD) and Electronic Traction Control (ETC), both fitted as standard, distribute torque to both the front and the rear wheels, and by braking the wheels independently to improve traction respectively. The addition of the Active Locking Rear Differential delivers the ultimate combination to improve traction through limiting slip across the rear wheels.

A second multi-plate wet clutch between the rear wheels can lock almost instantly to provide full engine output torque to both wheels. This can be especially useful to deliver effortless capability in low grip conditions such as wet grass or during wheel articulation off-road. It also provides enhanced traction when exiting a corner, as when the inside wheel becomes unloaded due to weight transfer, the Active Locking Rear Differential increases the torque to the outside wheel.



3

## DYNAMIC RESPONSE\*

Dynamic Response\*\* improves vehicle handling through hydraulic roll control, optimizing on road performance and passenger comfort, by reducing the amount of body lean during cornering. By controlling the front and rear axles independently, it can deliver increased low-speed agility, along with enhanced high-speed stability and greater steering precision.

1 DRIVER ASSISTANCE

2 ULTIMATE CAPABILITY

3 COMPOSURE

\*These systems are not a substitute for driving safely with due care and attention and will not function under all circumstances, speeds, weather and road conditions, etc. Driver should not assume that these features will correct errors of judgment in driving. Please consult the owner's manual or your local authorized Land Rover Retailer for more details. \*\*Only available with V8 engines.

## ALL TERRAIN PROGRESS CONTROL

All Terrain Progress Control (ATPC) is an optional system that helps you to set and maintain a steady speed in challenging conditions such as slippery surfaces, including: mud, wet grass, snow and dirt roads. Operating like a cruise control system, it functions at low speed between 1 mph and 18 mph, enabling you to maintain full concentration on steering and finding a path through obstacles\*.

## LOW TRACTION LAUNCH

Providing you with optimum torque control when you move off from a standstill, Low Traction Launch can be activated from the Touchscreen and enhances capability in slippery conditions like wet grass and snow\*.

## HILL DESCENT CONTROL (HDC®)

The Land Rover patented Hill Descent Control (HDC®) is a standard feature. It assists the driver with controlled descents of difficult slopes. It does so by maintaining a constant speed and applying braking separately to each wheel\*.



Vehicle shown: Range Rover Autobiography in Byron Blue with optional equipment.



# INFOTAINMENT

Delivering a wealth of information and entertainment, every Range Rover is equipped with our Land Rover InControl® infotainment system, Touch Pro Duo. It features intuitive and advanced integrated technologies to ensure everyone can make the most of their trip\*\*.



## TOUCH PRO DUO

The standard 10" dual high-definition Touchscreens allow the user to view required information while simultaneously being able to interact with additional features, for increased flexibility and efficiency of use. For instance, you can use the navigation system in the upper screen while playing media on the lower screen\*\*. Direct access to cabin and seat temperature controls are also available via the multi-function Dynamic Dials. For a truly elegant and streamlined appearance, the steering wheel also has hidden-until-lit, touch-sensitive switches as standard. One of these switches is programmable, so that it can be personalized to your preferences to accomplish a host of functions.



## INTERACTIVE DRIVER DISPLAY\*\*

The 12.3" high-definition Interactive Driver Display that can receive and project a vast amount of driving information, entertainment and data including navigation, phone and media. Its high resolution ensures the utmost clarity and its refined processing engine delivers smooth moving pin sharp graphics. Features can be accessed on either the Interactive Driver Display or the Touch Pro Duo Touchscreens.



## HEAD-UP DISPLAY

To reduce distraction or the need for you to take your eyes off the road, Head-up Display\* is an option that presents key vehicle data such as your speed, gear position and navigation directions on the windshield. It features crystal clear full-color graphics in high resolution, enabling you to see all driver inputs and information with ease, including phone / call status. The feature can be turned on and off dependent on driver preference†.



## REAR SEAT ENTERTAINMENT

The optional Rear Seat Entertainment system provides two 8" screens built in to the rear of the front headrests or two 10" high-definition seat mounted articulating Touchscreens. It includes 'Trip Status', a navigation summary screen which displays a pop-up for the rear occupant detailing the time and distance to destination. Both systems come with a pair of WhiteFire® digital wireless headphones and HDMI, Mobile High-Definition Link (MHL) and USB connections.

\*For optimal performance, solar attenuating glass may be required. Please consult your Land Rover Retailer for further information. \*\*Do not use Land Rover InControl® features under conditions that will affect your safety or the safety of others. Driving while distracted can result in loss of vehicle control. †These systems are not a substitute for driving safely with due care and attention and will not function under all circumstances, speeds, weather and road conditions, etc. Driver should not assume that these features will correct errors of judgment in driving. Please consult the owner's manual or your local authorized Land Rover Retailer for more details.

WhiteFire® is a registered trademark of Unwired Technology LLC and any use of such marks by Land Rover is under license.

# CONNECTIVITY

Land Rover InControl® is a suite of standard and optional features that connects you to your vehicle and links you seamlessly, and securely, with the outside world. With a selection of apps, even when you're away from your vehicle, some of the InControl features stay with you making sure the Land Rover experience is more enjoyable than ever\*.

## STANDARD FEATURES

### VOICE RECOGNITION SYSTEM

So you can complete tasks without taking your eyes off the road, the Range Rover offers intelligent voice recognition so you can concentrate on the road\*\*.

### PROTECT

**Land Rover Optimized Assistance** – If you break down you can make a direct call to the Land Rover Assistance team by pressing the button on the overhead console or from the Assistance screen within the Remote smartphone app.

**SOS Emergency Call** – In cases where the airbags deploy, SOS Emergency Call will automatically connect you to the emergency response team who will notify the emergency services to your location.

**Journey Tracking** – This opt-in feature can automatically record your trip history including your route and mileage statistics. This information can be exported by email to use for expense reporting and can be imported to a spreadsheet.

**Vehicle Status Check** – Use your smartphone to remotely check current fuel level range, and status of door and window position and locks. See the last parked location of the vehicle and find your way back to it with on-foot directions.

### NAVIGATION PRO

Navigation Pro\* allows you to save your favorite places, use pinch and zoom gestures for simple map exploration and can display a choice of either 2D or 3D crystal clear map graphics. Navigation Pro functionality is further enhanced by the Connect Pro Package.

### CONNECT PRO

Connect Pro\* consists of Remote, Pro Services with 4G Wi-Fi Hotspot\*\* and InControl Apps, and is designed to enhance your in-car and out-of-car experience, ensuring you and your passengers enjoy the journey while remaining connected to the world.

Pro Services include:

- **Real Time Traffic Information\*** – Uses live traffic data feeds to give you the most accurate picture of what the traffic is like on the way to your destination.
- **Online Search\*** – Wherever you are, you can search the surrounding area for places of interest. The system can access expert destination information, travel tips and inspiration as well as online travel reviews of the local area.
- **Planning Routes and Door-to-Door Routing\*** – Before setting off, use the optional Route Planner app or Online Search, save locations or set your destination. The app uses the Cloud to send your destination automatically to your vehicle's navigation screen. Once you've parked, the Route Planner app will guide you to your destination – a true door-to-door experience which includes public transportation options.



- **Share ETA\*** – You can share your estimated time of arrival so your selected contact(s) will know exactly when you will arrive, as calculated by the navigation guidance system. If you're running late, Share ETA can then send automatic updates via text messages or email, without any further action from you.
- **Satellite View\*** – When you want to get the context of your surroundings from overhead, simply switch to satellite view.
- **Fuel Prices\*** – When you're going to fill up, the Fuel Price service not only finds gas stations along your route, it also enables you to compare fuel prices so you can keep your costs down.
- **Commuter Mode\*** – Allows the system to learn your commutes and automatically advises you of the expected journey time based on live and historical traffic movements without you having to input a destination. The system learns the routes you take for a given destination and then advises which of those is the quickest. The feature can be turned on and off dependent on driver preference.
- **Parking Service\*** – As you approach your destination, you can see where parking is available. Simply tap on your preferred parking and the navigation system updates to direct you to it.
- **Online Routing\*** – While you're on your way to a destination the system monitors live traffic conditions and takes into account typical traffic patterns for that time of day, keeping you on the optimum route.



## REMOTE

**Remote** provides information on your vehicle and enables you to interact with it remotely. Compatible with most smartphones, Android Wear™ or Apple Watch®, this service includes:

- **Remote Lock/Unlock** – Lock or unlock your doors remotely with the click of a button. Simply press the 'lock' button on the Vehicle Security screen of the Remote smartphone app to single lock the doors, arm the alarm, fold in the side mirrors and close the windows. Press the 'unlock' button to unfold the side mirrors, turn on the dipped headlights and cause the hazard lights to flash twice.
- **Remote Climate** – Prepare your Land Rover in advance by pre-heating or pre-cooling the cabin, so that you and your passengers are comfortable from the moment you step inside.
- **Beep/Flash** – This feature turns on your Land Rover's hazard lights, dipped headlights.

## REMOTE – PHEV ENHANCEMENTS

- **Charging Status Information** – Stay continually updated with key battery function indicators including charge state, charging status, charge rate, plug state and estimated EV range.
- **Remote Control Actions** – Use your smartphone to remotely start and stop charging, manage charging costs and even set the maximum state of charge.

## LAND ROVER INCONTROL®

**InControl Apps** technology allows vehicle-optimized apps on your Android or Apple smartphone to be controlled through the vehicle's Touchscreen\*, including contacts, calendar and music player via a USB cable. You can also download third-party apps offering a vast range of services. Applications include:

- **Spotify\*** – Access a library of more than 30 million songs with this seamlessly integrated app – the first true in-car, Spotify experience. Featuring all the same intuitive functionality as the Spotify smartphone app, you can search songs, stations and recommendations, create playlists and access your music in offline mode. Simply log in using your existing Spotify Free or Spotify Premium account.
- **Tile\*\*** – Helps you find lost or misplaced items in seconds. Attach a tiny Bluetooth® tracker Tile to your keys, wallet or bag. The easy-to-use Tile app can then help you find these items should they be misplaced. The app is accessible any time through your vehicle's Touchscreen, allowing you to make sure you have everything you need with you, before you set off on your trip.

\*Only available on Apple smartphones. Not available on Android smartphones. \*\*Requires InControl Apps. Bluetooth tracker tiles must be purchased separately. ©2016 Tile Inc. Tile and the Tile design are trademarks of Tile, Inc. ††Do not use Land Rover InControl® features under conditions that will affect your safety or the safety of others. Driving while distracted can result in loss of vehicle control.


The Bluetooth word mark and logos are owned by the Bluetooth SIG, Inc. and any use of such marks by Land Rover is under license. iPhone® is a registered trademark of Apple Inc., registered in the US and other countries. Please ensure iPhone compatibility is reviewed with your local Land Rover Retailer.

InControl Apps will need to be downloaded from the Apple/Play Store.



# AUDIO

A vehicle's cabin is the ideal place within which to experience your personal choice of music and the Range Rover has the option of three different audio systems to bring your music to life:



## MERIDIAN™ SOUND SYSTEM

Great definition, crystal clear highs and full, deep bass – delivered through the careful arrangement of 13 speakers including a dual channel subwoofer.

## MERIDIAN SURROUND SOUND SYSTEM

All the fullness and clarity of a live performance delivered through an arrangement of 19 speakers including a dual channel subwoofer – seamlessly brought together using Trifield™ technology. Exclusive to Meridian, Trifield perfectly blends the center and surround channels with left and right channels ensuring an optimum, consistent sound experience for each passenger.

## MERIDIAN SIGNATURE SOUND SYSTEM

This delivers truly life-like reproduction, creating a profound, personal sound experience for every seat. World-first Trifield 3D technology takes surround sound to the next level, the Signature Sound System includes 29 speakers including a dual channel subwoofer. Incredibly authentic, the sense of cabin space is expanded to a 3D experience – rendering all the instruments, performers and venues of your favorite performances in true scale and location.

## SIRIUSXM® SATELLITE RADIO\*\* AND HD RADIO™

The option of HD satellite radio technology offers improved sound quality, and a wide choice of stations and entertainment.

MODEL AVAILABILITY	RANGE ROVER	HSE	SUPERCHARGED	AUTOBIOGRAPHY	SVAUTOBIOGRAPHY DYNAMIC
Meridian Sound System	■	■	■	-	-
Meridian Surround Sound System	□	□*	□	-	-
Meridian Signature Sound System	-	-	-	■	■

■ Standard □ Optional - Not Available.

\*Meridian™ Surround Sound System is standard on P400e HSE. \*\*A 3-month trial subscription to the Sirius All Access Package is included with the vehicle, which gives you access to 150+ channels of premium programming. Plus you can stream SiriusXM on your computer, smartphone or tablet – it's included in your trial. If you decide to continue service after your trial, the subscription plan you choose will automatically renew thereafter and you will be charged according to your chosen payment method at then-current rates. Fees and taxes apply. To cancel you must call SiriusXM at 1-866-635-2349. See the 22 SiriusXM Customer Agreement for complete terms at [siriusxm.com](http://siriusxm.com). All fees and programming are subject to change. SiriusXM Satellite Radio is not available in Alaska or Hawaii.

## MERIDIAN™

Formed in 1977 in Cambridgeshire, England, Land Rover’s audio partner Meridian has pioneered many firsts including active speakers and the world’s first digital surround sound processor.

Meridian’s audio technology input has helped ensure that the Range Rover is the most superb space within which to experience sound. Meridian Cabin Correction technology was utilized to analyze cabin shape, acoustics and resonance characteristics in order to help remove unwanted sounds.

The advanced algorithm ensures that the rhythm, punch and timing of any piece of music are heard precisely how the artist intended, providing a consistently exceptional quality audio experience for all passengers in the vehicle.



## DIGITAL SIGNAL PROCESSING

Brings all elements of the audio system together as one, for performance that would otherwise require significantly larger speakers.



## MERIDIAN CABIN CORRECTION

The advanced algorithm of Meridian’s Cabin Correction tailors the sound experience to the precise acoustics of the Range Rover interior.



## MERIDIAN DIGITAL DITHER SHAPING

To maintain the quality of musical recordings, they are converted into a common digital format. Meridian Digital Dither Shaping ensures that digital signal conversions are made smoothly and seamlessly, preserving the finest details of the audio performance. The result is authentic musical conversion, evoking the emotions of the original recording.














## TRIFIELD™

Exclusive to Meridian, Trifield blends the center and surround channels seamlessly with left and right channels, delivering a consistent, concert-like experience for all occupants.



## TRIFIELD 3D

Building on Meridian’s proven Trifield surround sound technology – world-first in-car Trifield 3D truly brings musical performances to life. Through the addition of dedicated height channels, the sense of cabin space is expanded to a 3D experience, for a supreme sense of scale and definition to your music.

	UNIQUE MERIDIAN TECHNOLOGY	SPEAKERS	WATTS
MERIDIAN SOUND	  	13	380
MERIDIAN SURROUND SOUND	   	19	825
MERIDIAN SIGNATURE SOUND	   	29	1700

# DRIVER ASSISTANCE

## MAKING DRIVING EASIER

From negotiating city traffic or the highway, to providing additional assistance for you and your passengers, there's a wealth of innovative technologies available; either as standard, optional or as part of an optional package. Whichever you choose, you'll find every single feature has been designed and engineered to heighten your enjoyment of the vehicle.

### STANDARD DRIVE FEATURES



Lane Departure Warning

- **Cruise Control and Speed Limiter** allows the driver to maintain the current speed of the vehicle without the need for continued use of the accelerator pedal, making driving easier and more enjoyable. The Speed Limiter will also allow the driver to pre-set a maximum specified speed which the vehicle will not exceed. Both functions can be easily turned on or off by the driver as desired\*.
- **Emergency Braking** can help to prevent foreseeable collisions with other vehicles or pedestrians. If a potential frontal collision is detected, a warning is displayed giving you time to take action. A camera at the front of the vehicle monitors at speeds from 3 to 50 mph for frontal collisions and 3 to 37 mph\*\* for pedestrians. If a collision is still anticipated and you have taken no action, this system will apply the brakes to help reduce the severity of the possible impact\*.
- **Lane Departure Warning** can help make long trips more enjoyable. When the system senses your vehicle is unintentionally drifting out of your lane, it notifies you with a visual alert and a gentle vibration of the steering wheel\*.

### OPTIONAL DRIVE FEATURES



Adaptive Cruise Control with Queue Assist and High-Speed Emergency Braking

- **Adaptive Cruise Control with Queue Assist and High-Speed Emergency Braking** works when you're cruising on the highway or traveling in slow-moving traffic, it is designed to keep your vehicle a set distance from the one in front should it slow or stop. Should the vehicle in front stop completely, your vehicle is designed to come to a smooth stop\*. Once the traffic moves, simply touch the accelerator and Adaptive Cruise Control will resume following the vehicle in front. The system can be activated from 12 mph up to highway speeds. If a collision is unavoidable, Adaptive Cruise Control will engage High-Speed Emergency Braking\*.

## OPTIONAL DRIVE PACKAGES

### DRIVE PACKAGE



Traffic Sign Recognition with Adaptive Speed Limiter

The optional Drive Package offers a range of features that help keep you informed. The Drive Package includes:

- **Driver Condition Monitor** is designed to detect if you're starting to feel drowsy and to give you an early warning when you need to take a break\*.
- **Blind Spot Monitor** is designed to alert you to vehicles in, or quickly approaching your blind spot. When a vehicle is detected, a small warning light will illuminate in the corresponding side mirror. If you apply the turn signal in the direction of the obstacle, the warning light will flash to highlight potential danger\*.
- **Traffic Sign Recognition** keeps you informed and aware on the road, by displaying speed limits and no passing signs in the instrument cluster, where they can easily be seen. When activated, Adaptive Speed Limiter uses Traffic Sign Recognition information to adjust your vehicle's speed accordingly\*.
- **The Adaptive Speed Limiter** uses data from the Traffic Sign Recognition system to automatically select speed limit. If the system detects the vehicle is above the speed limit, such as when entering a lower limit, the accelerator will be disabled allowing the vehicle to coast down to the limit. The driver can also apply the brakes to achieve this more quickly\*.

### DRIVE PRO PACKAGE



Blind Spot Assist

For an even more relaxed drive the optional Drive Pro Package contains a wide range of driver assistance features including the Driver Condition Monitor and Traffic Sign Recognition in the Drive Package, plus:

- **Lane Keep Assist** is designed to detect when your vehicle is unintentionally drifting out of your lane, and to gently steer you back\*.
- **Blind Spot Assist** is designed to help prevent foreseeable collisions. If your vehicle detects another car in your blind spot when you begin to change lanes, this system illuminates a warning light in the corresponding side mirror and provides precisely calculated steering torque – guiding your vehicle away from the approaching vehicle\*.
- **Adaptive Cruise Control with Queue Assist and High-Speed Emergency Braking\*** – See page 36 for description.

## ENJOY STRESS-FREE PARKING

Range Rover offers the most advanced technologies to deliver intuitive and easy parking solutions. Whether reversing, parallel parking or getting into or out of tight spaces, these features make life easier. Available as standard, optional or as part of an option package.

### STANDARD PARK FEATURES



Front and Rear Parking Aid

- **Front and Rear Parking Aid** helps make maneuvering even easier. When you select Reverse, or choose to activate them manually, sensors located in the front and rear bumpers are triggered. As you park, the Touchscreen display and audio feedback indicates how close you are to obstacles\*.
- **Rear View Camera** provides improved visibility when reversing. Static lines representing the vehicle's outer perimeter and predicted path are superimposed on the rearward image, to make parking in tight spots as easy as possible\*. This valuable parking aid also helps when hitching a trailer.

### OPTIONAL PARK FEATURES



Surround Camera System

- **Surround Camera System** uses four digital cameras discretely placed around the vehicle, providing a 360° overhead view on the Touchscreen. With the capacity to display several different views at the same time, this helps with various maneuvers from parking by a curb, to getting in and out of tight spaces and intersections\*.



## OPTIONAL PARK PACKAGES

### PARK PACKAGE



360° Parking Aid

The optional Park Package assists you with maneuvering in tight spaces and in city environments, it features:

- **360° Parking Aid** gives you confidence when maneuvering in tight spaces. Sensors located around the vehicle are automatically triggered when Reverse is selected, or can be manually activated, with a graphic appearing on the Touchscreen showing an overhead view of the vehicle. As you park, the Touchscreen display and audio feedback indicates how close you are to obstacles\*.
- **Rear Traffic Monitor** is particularly useful when reversing out of a parking spot. The system warns you of vehicles, pedestrians or other hazards, approaching from either side of your vehicle. It will alert you with both audio and visual warnings so you know what's behind you even when the view is obstructed\*.
- **Clear Exit Monitor** alerts rear passengers to any approaching cars, cyclists or other hazards before they leave the vehicle. As the rear seat passenger pulls the door handle to leave your vehicle, a warning light will flash on the rear door if an incoming obstacle is detected. The light will immediately go off when the obstacle is no longer detected\*.


### PARK PRO PACKAGE



Park Assist

The optional Park Pro Package enables you to park and maneuver more easily in and out of tight spaces and into traffic that is obscured by buildings or other vehicles. It includes the 360° Parking Aid, Rear Traffic Monitor and Clear Exit Monitor in the Park Package, plus:

- **Park Assist** makes parallel and perpendicular parking easier than ever by steering your vehicle into a suitable space. You just have to select the appropriate gear and control the vehicle's speed with the brake and accelerator pedals. Graphics and notifications guide you through the maneuvers. Park Assist will also steer you out of a parallel space, taking the stress out of parking\*.



## EFFICIENT TECHNOLOGIES

### SUSTAINABLE BY DESIGN

Land Rover are committed to producing vehicles that use more sustainable materials, produce less waste and use fewer natural resources as part of our approach to sustainable business. The development process of the Range Rover has included a full life cycle assessment and has been designed to be 85 percent recyclable/re-usable and 95 percent recoverable at the end of the vehicle's life.

Our innovative design enables the use of a unique alloy in the vehicle body, made from up to 50 percent recycled aluminum derived from our closed loop manufacturing process, retaining quality and performance but delivering lower life cycle CO<sub>2</sub> emissions. Closed loop manufacturing means taking the scrap from the body pressings process, segregating it and re-melting it back into quality sheet aluminum at our supplier, to be used again to press out body panels, thereby reducing the need to use primary aluminum.

## ENGINE MANUFACTURING CENTER

Jaguar Land Rover's Engine Manufacturing Center, where our Ingenium engines are developed, and features the largest rooftop solar panel installation in the UK. Comprising no fewer than 22,600 individual panels, which are capable of providing up to 6.2MW. The panels have the capacity to provide up to 30 percent of the site's energy needs, which could reduce the CO<sub>2</sub> footprint by approximately 2,400 tons per year.

## SMART REGENERATIVE CHARGING

Smart regenerative charging prioritizes the charging of the battery when the vehicle is decelerating to capture wasted kinetic energy and helping to reduce fuel consumption.

## INTELLIGENT STOP/START SYSTEM

All Range Rover powertrains incorporate low CO<sub>2</sub> technologies such as the advanced intelligent Stop/Start system, which helps to improve fuel consumption and reduce idling. The system automatically shuts down the engine at rest and starts it again as soon as you lift your foot off the brake. It features a Tandem Solenoid Starter with a dedicated secondary battery for instant restarting.



## DRIVER ASSISTANCE

# DRIVER ASSISTANCE

With its sophisticated design cues and use of materials, the Range Rover provides a strong all-aluminum monocoque body. While the elevated Command Driving Position provides enhanced visibility. You can see more of the road and be easily seen by other road users; providing an enhanced feeling of confidence.

It has also been engineered to include a wealth of standard features not only to protect you and your passengers, and to help avoid accidents occurring:

**Dynamic Stability Control (DSC)** monitors the dynamic behavior of the Range Rover, intervening to enhance vehicle stability. DSC reduces engine torque and applies braking to the appropriate wheels to correct the vehicle's direction of travel by counteracting understeer or oversteer\*.

**Anti-lock Braking System (ABS)** allows the vehicle to maintain traction with the road surface while braking and prevents wheels from locking – thereby retaining the vehicle's ability to steer. The system helps to shorten the braking distance.

**Electronic Brake-force Distribution (EBD)** automatically varies the braking force to each axle in order to minimize stopping distance, while still maintaining stability and the vehicle's ability to steer\*.



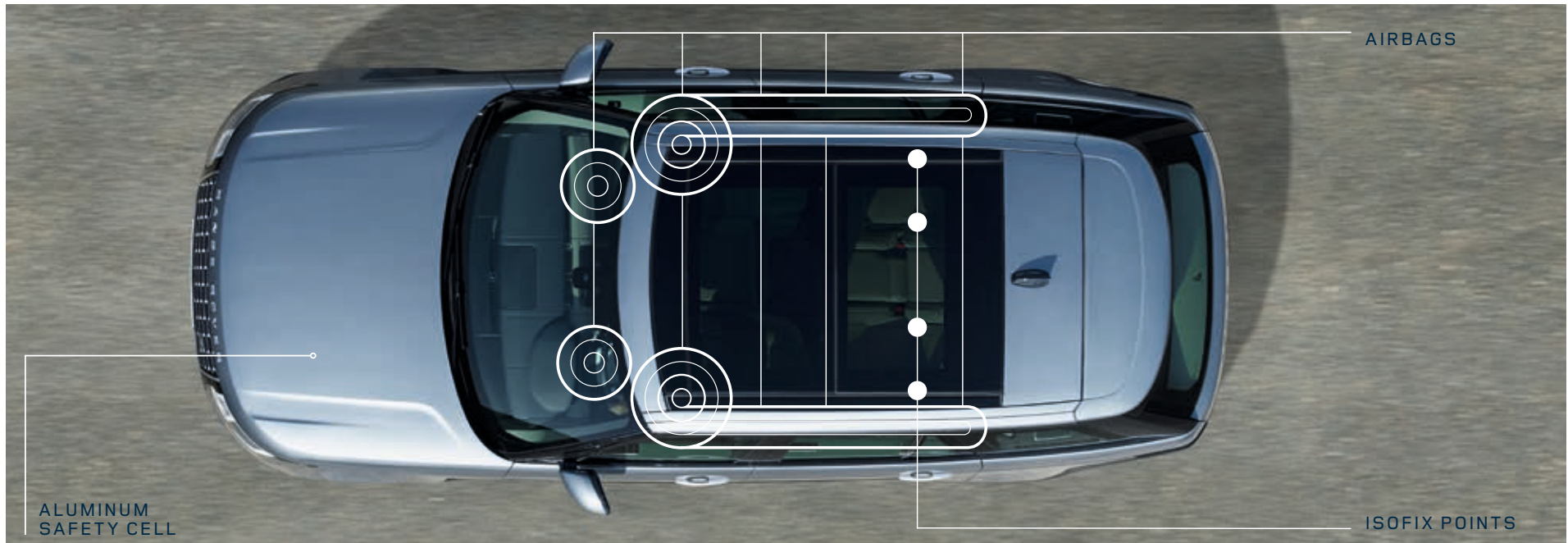
**Electronic Traction Control (ETC)** enhances traction and stability by controlling wheel spin. The ETC system reduces torque to the spinning wheel, then applies braking to the wheel, if required\*.

**Cornering Brake Control (CBC)** automatically varies the braking force to each wheel when the vehicle's brakes are applied around a corner and the limit of grip is reached. The system is designed to prevent the vehicle's wheels from locking up and skidding in this event through varying the braking force applied to each wheel\*.

**Roll Stability Control (RSC)** is integrated with DSC to reduce the possibility of rollover, while providing agility and ability to steer around obstacles. It monitors the vehicle motion and cornering forces to detect any potential risk of rollover. When risk is detected, braking is applied to the outside front wheel to reduce forces which contribute to rollover\*.

**Emergency Brake Assist** understands when you apply the brakes quickly but without the necessary force to maximize stopping performance. It boosts the brake pressure through the ABS pump to help reduce the stopping distance\*.

**Airbags\*\* and LATCH** for easier installation, LATCH points on the rear seats are easy to access and additional protection is offered by seat belt pretensioners which, in the event of a front impact, reduce forward movement. To further protect you, there is a comprehensive system of airbags including driver and passenger airbags, side curtain and thorax.



\*\*Please remember that the safety belts in a vehicle constitute the primary protection system for driver and passengers in collisions. Airbags are not designed to deploy in all collisions. The airbag Supplemental Restraint System (SRS) is a supplement to the safety belts and is designed to work as a system with the safety belts. Although airbags provide additional protection, airbags without safety belts do not provide optimal protection in a crash. Always wear your safety belts. Children younger than 13 years old should always be properly restrained in a back seat, away from airbags. Never place an infant seat in the front seat.



# LIGHTING TECHNOLOGY

The Range Rover features all-round exterior LED lighting with standard features including signature Daytime Running Lights, automatic headlights and power wash. LED lights are designed to last the lifetime of the vehicle and are more energy efficient. Also, the quality of light produced is closer to daylight conditions, so driving at night becomes less tiring.

A range of beam pattern assistance features provide maximum light while minimizing the impact on other road users. The standard Premium LED headlights can be enhanced by the optional Auto High Beam Assist which turns on the main beam and lowers it when other road users are detected.

HEADLIGHT FEATURES	PREMIUM LED HEADLIGHTS	HEADLIGHTS WITH SIGNATURE DRL
Number of LEDs per vehicle	24	
Auto High Beam Assist (AHBA)	□	
Headlight Power Wash		■



AUTOMATIC ACCESS HEIGHT 1.9 INCHES



## VERSATILITY

# TRULY FLEXIBLE

## ELEGANT ARRIVAL

There's a bounty of features to make every trip even more comfortable and enjoyable than ever. **Automatic Access Height** allows you to get in and out of the vehicle with greater ease and elegance as this feature lowers the vehicle by as much as 1.9 inches when activated. Prior to leaving the vehicle, the optional **Clear Exit Monitor** provides an alert to rear seat passengers to prevent them opening the door into approaching obstacles. The vehicle is also available with optional **Soft Door Close** to provide power latching on the front and rear doors.

## INTERIOR CLIMATE

To prevent the cabin from overheating in the sun and minimize demands on the air conditioning, the **auto sunblind\*** closes automatically when passengers have disembarked and the doors locked. When the vehicle is re-opened the sunblind returns to the position prior to it auto-closing. The **gesture sunblind\*** provides intuitive forward/backward gesture control of the blind allowing the driver to concentrate on the road ahead. The optional **Cabin Air Ionization with Nanoe™** technology ionizes particles in the air, making them attract to surfaces and thus helping to cleanse the air. It can be switched on or off.

And optional **Four-zone Climate Control** can also make life more comfortable by adjusting temperature levels, direction and intensity of airflow.

\*Only available with a panoramic roof.

Nanoe™ is a trademark of Panasonic Corporation.

Vehicle shown: Range Rover Autobiography in Byron Blue with optional equipment.



## ACTIVITY KEY

With the optional **Activity Key** you can enjoy your favorite activities and keep your vehicle key securely in the vehicle. For extra convenience, you can strap the Activity Key to your wrist. The wristband is robust and fully waterproof, allowing you to take part in a range of activities from horse riding to swimming. Simply touch your Activity Key on the tailgate (behind the letter R in the Range Rover script) to lock or unlock the car and deactivate or reactivate the conventional key fob.

## TAILGATE

The split tailgate is distinctly Range Rover. Its electrically operated upper and lower tailgates help provide a platform for social and sporting events coupled with greater protection from the elements. **Powered gesture tailgate** allows you to open and close the tailgate from the curb without needing to touch either the vehicle or the key fob. And as the system is compatible with optional towing solutions, you can still tackle demanding situations with the least amount of fuss. Access to the cargo space is enhanced with **Rear Height Adjust** which lowers the rear suspension by up to 1.9 inches when the tailgate is opened. This creates a more natural ramp angle for ease of loading.





## BENCH SEATING



**5 SEATS**  
31.7 CU.FT.



**4 SEATS**  
46.6/49.5 CU.FT.  
(SWB/LWB)



**3 SEATS**  
53.7/57.8 CU.FT.  
(SWB/LWB)




**2 SEATS**  
68.6/75.6 CU.FT.  
(SWB/LWB)

## INTELLIGENT SEAT CARGO MODE/CONVENIENCE FOLD

**Intelligent Seat Cargo Mode** makes life easier. It enables the power fold of the rear seats while moving the front seats forward preventing obstruction, and is fitted with all 60:40 bench seats. Power recline and load-through – ideal for long items such as skis – is also available. **Convenience Fold** available with the optional rear Executive Class seats only, allows you to configure the rear seats via the upper Touchscreen or an app on your smartphone, which can be helpful when returning to your vehicle with an armful of shopping bags or an awkward load.

## REAR EXECUTIVE CLASS SEATING



## POWER AND STORAGE

With optional two 110-Volt/150-Watts Power Outlets, up to five 12V sockets and up to seven USB ports located throughout the cabin, multiple electronic devices can be charged on the go. And to ensure your cabin is clutter-free, there is increased storage space including a recess specifically for smartphones in the front center console compartment. In addition to the optional front center cooler compartment, a front center refrigerator compartment can be specified as an alternative, to provide the luxury of cooling drinks on demand. It can accommodate up to four 16 oz. bottles and maintain them at a temperature of **5°F**, with the ability to perform a rapid cool to quickly chill your drink.



# TOWING

With a towing capacity of up to 7,716 lbs\* and by incorporating tailored technologies, the Range Rover can handle the most demanding of tasks.

## TOW HITCH ASSIST

Tow Hitch Assist makes coupling a trailer to the vehicle much easier by helping you visualize the hitching process; it displays the predicted path of the vehicle tow ball towards the trailer tow bar on the Touchscreen. Standard with Rear View Camera†.

## REAR HEIGHT ADJUST

Rear Height Adjust allows the use of switches in the cargo space or on the key fob to lower the rear suspension height by up to 1.9 inches – useful when loading or unloading cumbersome items, or when hitching, unhitching or loading a trailer.

## TOW ASSIST

On the road, the Tow Assist feature helps with reversing by predicting the trailer's direction. You can even choose your trailer's width for precise guidelines displayed on the Touchscreen. Standard with Surround Camera System†.

## ADVANCED TOW ASSIST

Advanced Tow Assist allows you to control the direction of your trailer when reversing by using the rotary Terrain Response® 2 controller. The optional system will control the vehicle's steering to achieve the desired trailer trajectory†.

## TRAILER STABILITY ASSIST

Trailer Stability Assist (TSA) gives you greater stability when towing. Should TSA detect a dangerous trailer sway situation is developing, it can help you regain control by gradually reducing the speed through lowering engine power and applying the brakes individually on each side of the vehicle to control the sway†.



\*5,511lbs limit on P400e. \*\*Not available on P400e. †These systems are not a substitute for driving safely with due care and attention and will not function under all circumstances, speeds, weather and road conditions, etc.

Driver should not assume that these features will correct errors of judgment in driving. Please consult the owner's manual or your local authorized Land Rover Retailer for more details.

Vehicle shown: Range Rover Autobiography in Byron Blue with optional equipment.







## SVAUTOBIOGRAPHY DYNAMIC

# EXTERIOR

Designed and engineered by Special Vehicle Operations (SVO) – the Land Rover center of excellence for bespoke commissions, luxury editions and performance models – the SVAutobiography Dynamic offers the pinnacle in performance and luxury.

Designed for luxury performance, the flowing lines and contemporary design of SVAutobiography Dynamic will turn heads all over the world. With a tuned chassis, steering, exhaust and suspension, the SVAutobiography Dynamic sits 0.3 inches lower than a standard Range Rover – its aggressive stance hinting at the power and performance contained within. Unique Graphite Atlas accents, distinctive Red Land Rover branded brake calipers and exclusive wheels add to the performance appeal of the vehicle. The SVAutobiography Dynamic provides a new level of agility and performance for the driver to enjoy.



“The distinctive exterior of Range Rover SVAutobiography Dynamic is timeless. With a powerful V8 engine at its heart, it has the performance and agility to match its dynamic appearance”.

John Edwards.  
Managing Director of Special Vehicle Operations.

# INTERIOR

Encapsulating luxurious comfort and style, the interior of Range Rover SVAutobiography Dynamic epitomizes the very best in sublime craftsmanship. Alluring to the touch, only the very finest Diamond Quilted leathers feature within the cabin. A Knurled finish to interior features including the Stop/Start button and foot pedals add to the sense of refinement. The rotary shifter, and Steel Weave Carbon Fiber front and rear door veneers reflect the distinctive personality of the SVAutobiography Dynamic .



Interior shown: Range Rover SVAutobiography Dynamic in Ebony/Vintage Tan with Ebony/Vintage Tan seats and Steel Weave Carbon Fiber veneer with optional equipment.





SPECIFICATIONS



# CHOOSE YOUR MODEL

Each model has a choice of engines and distinctive features. This guide will help you to select your ideal Range Rover. On the following pages you'll see the standard features for each model.

To find out more and see your model specification, configure your Range Rover at [landroverusa.com](http://landroverusa.com)



MODEL AVAILABILITY	RANGE ROVER	HSE	SUPERCHARGED	AUTOBIOGRAPHY	SVAUTOBIOGRAPHY DYNAMIC
Standard Wheelbase	■	■	■	■	■
Long Wheelbase	-	-	■	■	-

For full feature and option availability please refer to the accompanying Specification and Price Guide or visit your local Land Rover Retailer.

\*These systems are not a substitute for driving safely with due care and attention and will not function under all circumstances, speeds, weather and road conditions, etc. Driver should not assume that these features will correct errors of judgment in driving. Please consult the owner's manual or your local authorized Land Rover Retailer for more details. \*\*Do not use Land Rover InControl® features under conditions that will affect your safety or the safety of others. Driving while distracted can result in loss of vehicle control. †Driving while distracted can result in loss of vehicle control. Do not operate, adjust or view the navigation or multimedia systems under conditions that will affect your safety or the safety of others. Only use mobile phones and other devices, even with voice commands, when it is safe to do so.



## STANDARD FEATURES FOR ALL MODELS

### DYNAMICS

- 8-speed Automatic Transmission
- Two-speed transfer box
- Permanent Four Wheel Drive\*
- Adaptive Dynamics\*
- Electronic Power Assisted Steering (EPAS)
- Dynamic Stability Control (DSC)\*
- Low Traction Launch\*
- Electronic Traction Control (ETC)\*
- Roll Stability Control (RSC)\*
- Cornering Brake Control (CBC)\*
- Automatic Access Height
- Hill Descent Control (HDC)\*
- Electronic Air Suspension\*
- Electric Parking Brake (EPB)\*
- Electronic Brake-force Distribution (EBD)\*.

### EXTERIOR FEATURES

- Acoustic laminated windshield
- Rain sensing windshield wipers
- Rear wash wiper
- Winter wiper park position
- Laminated front and laminated privacy rear side glass.

### EXTERIOR LIGHTING

- Automatic headlights
- Daytime Running Lights (DRL)
- LED tail lights
- Follow me home lighting
- Center high mounted stop light
- Headlight power wash
- Auto-dimming exterior mirrors.

### WHEELS AND TIRES

- Tire Pressure Monitoring System (TPMS).

### TOWING

- Trailer Stability Assist (TSA)\*
- Electrical towing preparation
- Front and rear recovery eyes.

### INTERIOR FEATURES

- Multi-function steering wheel
- Electrically adjustable steering column
- Sunvisors with illuminated vanity mirrors
- Electric windows with one-touch open/close and anti-trap
- Lockable glovebox
- Front and rear cupholders
- Front and rear grab handles.

### CONVENIENCE

- Push Button Start
- Center console with storage and armrest
- Driver and passenger front seat armrests
- Rear center armrest
- Cargo space light
- Cargo space cover
- Easy trunk loading
- Luggage tie-downs in cargo space
- Garage Door Opener (HomeLink®)
- Powered gesture tailgate.

### INFOTAINMENT

- Touch Pro Duo\*\*
- 12.3" Interactive Driver Display†
- Navigation Pro\*\*
- Protect
- Pro Services and 4G Wi-Fi Hotspot‡
- InControl Apps™\*\*
- Remote
- Voice control†
- 12V power sockets
- USB sockets
- Bluetooth® connectivity†.

### DRIVER ASSISTANCE\*

- Emergency Braking
- Emergency Brake Assist (EBA)
- Cruise Control and Speed Limiter
- Front and Rear Parking Aid.

### SAFETY

- Intrusion sensor
- Anti-lock Braking System (ABS)
- Customer configurable autolock
- Height adjustable seatbelts
- Customer configurable single point entry
- Power operated child locks
- Rear LATCH
- Front airbags with passenger seat occupant detector<sup>Δ</sup>
- Front side airbags<sup>Δ</sup>.

\*The Wi-Fi hotspot is intended for passenger use only. InControl features may require an additional subscription with separate terms and conditions. <sup>Δ</sup>Please remember that the safety belts in a vehicle constitute the primary protection system for driver and passengers in collisions. Airbags are not designed to deploy in all collisions. The airbag Supplemental Restraint System (SRS) is a supplement to the safety belts and is designed to work as a system with the safety belts. Although airbags provide additional protection, airbags without safety belts do not provide optimal protection in a crash. Always wear your safety belts. Children younger than 13 years old should always be properly restrained in a back seat, away from airbags. Never place an infant seat in the front seat.

The Bluetooth word mark and logos are owned by the Bluetooth SIG, Inc. and any use of such marks by Land Rover is under license. HomeLink® is a registered trademark of Johnson Controls, Inc.

RANGE ROVER





**RANGE ROVER**  
(IN ADDITION TO STANDARD FEATURES)

**DYNAMICS**

- Terrain Response®\*.

**WHEELS**

- 19" 5 split-spoke 'Style 5001'
- Reduced section alloy spare wheel.

**EXTERIOR FEATURES**

- Gloss Black grille mesh with Shadow Atlas foil
- Shadow Atlas front bumper accent
- Satin body-colored front bumper vent finisher
- Satin body-colored side vent graphic and side accent graphic
- Corris Grey tow eye cover
- Shadow Atlas tailgate finisher
- Heated windshield
- Power fold, heated door mirrors with memory and approach lights
- Auto-dimming exterior mirrors.

**EXTERIOR LIGHTING**

- Premium LED headlights with signature DRL.

**INTERIOR FEATURES**

- Grained leather seats
- 16-way heated front seats with manual recline rear seats
- Kalahari veneer
- Morzine headlining
- Aluminum treadplates with Range Rover script.

**CONVENIENCE**

- Three-zone Climate Control.

**INFOTAINMENT**

- Meridian™ Sound System
- Sirius XM® Satellite Radio† and HD Radio™.

**DRIVER ASSISTANCE\***

- Rear View Camera
- Lane Departure Warning.

\*These systems are not a substitute for driving safely with due care and attention and will not function under all circumstances, speeds, weather and road conditions, etc. Driver should not assume that these features will correct errors of judgment in driving. Please consult the owner's manual or your local authorized Land Rover Retailer for more details.

HSE



SUPERCHARGED\*





	HSE (IN ADDITION TO STANDARD FEATURES)	SUPERCHARGED (IN ADDITION TO STANDARD FEATURES)
<b>DYNAMICS</b>	<ul style="list-style-type: none"> <li>- Terrain Response®*.</li> </ul>	<ul style="list-style-type: none"> <li>- <b>Terrain Response®*</b></li> <li>- <b>Dynamic Response.</b></li> </ul>
<b>WHEELS</b>	<ul style="list-style-type: none"> <li>- <b>20" 12 spoke 'Style 1065'</b></li> <li>- Reduced section alloy spare wheel.</li> </ul>	<ul style="list-style-type: none"> <li>- <b>21" 6 Spoke 'Style 6002' with Silver finish</b></li> <li>- Reduced section alloy spare wheel.</li> </ul>
<b>EXTERIOR FEATURES</b>	<ul style="list-style-type: none"> <li>- <b>Atlas grille mesh foil and inner surround with Narvik Black frame</b></li> <li>- <b>Atlas front bumper accent</b></li> <li>- Satin body-colored front bumper vent finisher</li> <li>- Satin body-colored side vent graphic and side accent graphic</li> <li>- Corris Grey tow eye cover</li> <li>- <b>Atlas tailgate finisher</b></li> <li>- Heated windshield</li> <li>- Power fold, heated door mirrors with memory and approach lights</li> <li>- Auto-dimming exterior mirrors</li> <li>- <b>Sliding Panoramic Roof.</b></li> </ul>	<ul style="list-style-type: none"> <li>- Atlas grille mesh foil and inner surround with Narvik Black frame</li> <li>- Atlas front bumper accent</li> <li>- Satin body-colored front bumper vent finisher</li> <li>- Satin body-colored side vent graphic and side accent graphic</li> <li>- <b>Atlas door handle surrounds</b></li> <li>- Corris Grey tow eye cover</li> <li>- Atlas tailgate finisher</li> <li>- Heated windshield</li> <li>- Laminated front and rear side glass</li> <li>- Power fold, heated door mirrors with memory and approach lights</li> <li>- Auto-dimming exterior mirrors.</li> </ul>
<b>EXTERIOR LIGHTING</b>	<ul style="list-style-type: none"> <li>- Premium LED headlights with signature DRL.</li> </ul>	<ul style="list-style-type: none"> <li>- Premium LED headlights with signature DRL.</li> </ul>
<b>INTERIOR FEATURES</b>	<ul style="list-style-type: none"> <li>- <b>Perforated Windsor leather seats</b></li> <li>- <b>20-way heated front seats with power recline heated rear seats</b></li> <li>- Kalahari veneer</li> <li>- Morzine headlining</li> <li>- <b>Heated steering wheel</b></li> <li>- <b>Carpet mats</b></li> <li>- Twin-blade sunvisors with illuminated vanity mirrors</li> <li>- Aluminum treadplates with Range Rover script.</li> </ul>	<ul style="list-style-type: none"> <li>- Perforated Windsor leather seats</li> <li>- 20-way heated front seats – with power recline heated rear seats</li> <li>- Kalahari veneer</li> <li>- Morzine headlining</li> <li>- Heated steering wheel</li> <li>- Carpet mats</li> <li>- Twin-blade sunvisors with illuminated vanity mirrors</li> <li>- Aluminum treadplates with Range Rover script.</li> </ul>
<b>CONVENIENCE</b>	<ul style="list-style-type: none"> <li>- Three-zone Climate Control</li> <li>- Powered gesture tailgate</li> <li>- <b>Soft door close</b></li> <li>- Keyless Entry.</li> </ul>	<ul style="list-style-type: none"> <li>- Three-zone Climate Control</li> <li>- Soft door close</li> <li>- Keyless Entry.</li> </ul>
<b>INFOTAINMENT</b>	<ul style="list-style-type: none"> <li>- Meridian™ Sound System.</li> </ul>	<ul style="list-style-type: none"> <li>- <b>Meridian™ Sound System</b></li> </ul>
<b>DRIVER ASSISTANCE*</b>	<ul style="list-style-type: none"> <li>- Rear View Camera</li> <li>- Lane Departure Warning</li> <li>- Drive Package [Blind Spot Monitor, Traffic Sign Recognition &amp; Adaptive Speed Limiter, Driver Condition Monitor]</li> <li>- Park Package [Clear Exit Monitor, 360 Parking Aid, Rear Traffic Monitor].</li> </ul>	<ul style="list-style-type: none"> <li>- Rear View Camera</li> <li>- Lane Departure Warning.</li> </ul>
<b>LONG WHEELBASE FEATURES</b>		<ul style="list-style-type: none"> <li>- Illuminated aluminum treadplates with Range Rover script</li> <li>- Electric rear side window sunblinds.</li> </ul>

\*These systems are not a substitute for driving safely with due care and attention and will not function under all circumstances, speeds, weather and road conditions, etc. Driver should not assume that these features will correct errors of judgment in driving. Please consult the owner's manual or your local authorized Land Rover Retailer for more details. Features additional to the previous model are highlighted in bold.

AUTOBIOGRAPHY







AUTOBIOGRAPHY (IN ADDITION TO STANDARD FEATURES)	
DYNAMICS	<ul style="list-style-type: none"> <li>– Terrain Response® 2*</li> <li>– All Terrain Progress Control (ATPC)*</li> <li>– Dynamic Response*</li> <li>– Active Rear Locking Differential</li> <li>– Advanced Tow Assist.</li> </ul>
WHEELS	<ul style="list-style-type: none"> <li>– 21" 7 split-spoke 'Style 7001' with Light Silver Diamond Turned finish</li> <li>– Full size spare wheel.</li> </ul>
EXTERIOR FEATURES	<ul style="list-style-type: none"> <li>– Atlas grille mesh foil and inner surround with Narvik Black frame</li> <li>– Atlas front bumper accent and front bumper vent finisher</li> <li>– Atlas side vent graphic and side accent graphic</li> <li>– Atlas door handle surrounds</li> <li>– Corris Grey tow eye cover</li> <li>– Atlas tailgate finisher</li> <li>– Heated windshield</li> <li>– Laminated front and rear side glass</li> <li>– Sliding panoramic roof</li> <li>– Power fold, heated door mirrors with memory and approach lights</li> <li>– Auto-dimming exterior mirrors.</li> </ul>
EXTERIOR LIGHTING	<ul style="list-style-type: none"> <li>– Premium LED headlights with signature DRL</li> <li>– Front fog lights.</li> </ul>
INTERIOR FEATURES	<ul style="list-style-type: none"> <li>– Perforated Semi-Aniline leather seats</li> <li>– 24-way heated and cooled, massage front seats with Executive Class rear seats</li> <li>– Satin Straight Walnut veneer</li> <li>– Suedecloth headlining</li> <li>– Heated steering wheel</li> <li>– Premium carpet mats</li> <li>– Twin-blade sunvisors with Illuminated vanity mirrors</li> <li>– Illuminated aluminum treadplates with Autobiography script.</li> </ul>
CONVENIENCE	<ul style="list-style-type: none"> <li>– Four-zone Climate Control</li> <li>– Configurable Ambient Interior Lighting</li> <li>– Powered gesture tailgate</li> <li>– Soft door close</li> <li>– Keyless Entry.</li> </ul>
INFOTAINMENT	<ul style="list-style-type: none"> <li>– Meridian™ Signature Sound System.</li> </ul>
DRIVER ASSISTANCE*	<ul style="list-style-type: none"> <li>– Surround Camera System</li> <li>– Lane Keep Assist</li> <li>– Blind Spot Assist</li> <li>– Driver Condition Monitor</li> <li>– Adaptive Cruise Control with Queue Assist</li> <li>– Park Assist</li> <li>– 360° Parking Aid</li> <li>– Clear Exit Monitor</li> <li>– Rear Traffic Monitor</li> <li>– Traffic Sign Recognition and Adaptive Speed Limiter.</li> </ul>
LONG WHEELBASE FEATURES	<ul style="list-style-type: none"> <li>– Solar attenuating windshield</li> <li>– Electric rear side window sunblinds</li> <li>– CD/DVD player</li> <li>– 10" Rear Seat Entertainment.</li> </ul>

\*These systems are not a substitute for driving safely with due care and attention and will not function under all circumstances, speeds, weather and road conditions, etc. Driver should not assume that these features will correct errors of judgment in driving. Please consult the owner's manual or your local authorized Land Rover Retailer for more details. Features additional to the previous model are highlighted in bold.

SV AUTOBIOGRAPHY DYNAMIC




**SVAUTOBIOGRAPHY DYNAMIC**  
 (IN ADDITION TO STANDARD FEATURES)

<b>DYNAMICS</b>	<ul style="list-style-type: none"> <li>- Terrain Response® 2*</li> <li>- All Terrain Progress Control (ATPC)*</li> <li>- Dynamic Response*</li> <li>- <b>Red brake calipers</b></li> </ul>	<ul style="list-style-type: none"> <li>- <b>Unique SVAutobiography integrated metal tailpipe finishers</b></li> <li>- <b>Active Rear Locking Differential</b></li> <li>- <b>Advanced Tow Assist.</b></li> </ul>
<b>WHEELS</b>	<ul style="list-style-type: none"> <li>- <b>21" 5 split-spoke 'Style 5005' with Dark Grey finish</b></li> <li>- Full size spare wheel.</li> </ul>	
<b>EXTERIOR FEATURES</b>	<ul style="list-style-type: none"> <li>- <b>Unique SVAutobiography Dynamic grille</b></li> <li>- <b>Graphite Atlas grille mesh foil with Bright Chrome inserts, Bright Chrome inner surround and Narvik Black frame</b></li> <li>- <b>Graphite Atlas front bumper accent and front bumper vent finisher</b></li> <li>- <b>Graphite Atlas side vent graphic with Bright Chrome inserts and Graphite Atlas side accent graphic</b></li> <li>- <b>Bright Chrome door handle surrounds</b></li> </ul>	<ul style="list-style-type: none"> <li>- <b>Indus Silver tow eye cover</b></li> <li>- <b>Graphite Atlas tailgate finisher</b></li> <li>- Laminated front and rear side glass</li> <li>- <b>Black contrast roof</b></li> <li>- Sliding panoramic roof</li> <li>- Power fold, heated door mirrors with memory and approach lights</li> <li>- Auto-dimming exterior mirrors.</li> </ul>
<b>EXTERIOR LIGHTING</b>	<ul style="list-style-type: none"> <li>- Premium LED headlights with signature DRL</li> <li>- Front fog lights.</li> </ul>	
<b>INTERIOR FEATURES</b>	<ul style="list-style-type: none"> <li>- <b>Quilted perforated Semi-Aniline leather seats</b></li> <li>- <b>24-way heated and cooled, 'Hot Stone' massage front seats with Executive Class Comfort-Plus rear seats</b></li> <li>- <b>Steel Weave Carbon Fiber trim finisher</b></li> <li>- <b>Perforated leather headlining</b></li> </ul>	<ul style="list-style-type: none"> <li>- Heated steering wheel</li> <li>- Premium carpet mats</li> <li>- Twin-blade sunvisors with illuminated vanity mirrors</li> <li>- <b>Illuminated aluminum treadplates with illuminated SVAutobiography script</b></li> <li>- <b>SVAutobiography pedals with Knurled-effect.</b></li> </ul>
<b>CONVENIENCE</b>	<ul style="list-style-type: none"> <li>- Four-zone Climate Control</li> <li>- Configurable Ambient Interior Lighting</li> <li>- Powered gesture tailgate</li> </ul>	<ul style="list-style-type: none"> <li>- Soft door close</li> <li>- Keyless Entry.</li> </ul>
<b>INFOTAINMENT</b>	<ul style="list-style-type: none"> <li>- <b>Meridian™ Signature Sound System.</b></li> </ul>	
<b>DRIVER ASSISTANCE*</b>	<ul style="list-style-type: none"> <li>- Surround Camera System</li> <li>- Lane Keep Assist</li> <li>- Blind Spot Assist</li> <li>- Driver Condition Monitor</li> <li>- Adaptive Cruise Control with Queue Assist</li> </ul>	<ul style="list-style-type: none"> <li>- Park Assist</li> <li>- 360° Parking Aid</li> <li>- Clear Exit Monitor</li> <li>- Rear Traffic Monitor</li> <li>- Traffic Sign Recognition and Adaptive Speed Limiter.</li> </ul>

\*These systems are not a substitute for driving safely with due care and attention and will not function under all circumstances, speeds, weather and road conditions, etc. Driver should not assume that these features will correct errors of judgment in driving. Please consult the owner's manual or your local authorized Land Rover Retailer for more details. Features additional to the previous model are highlighted in bold.



# CHOOSE YOUR ENGINE

Choose from a range of engines: diesel, gas or the innovative new PHEV\* engine. All have Stop/Start technology, feature lightweight aluminum construction, produce lower emissions and effortless power.

## DRIVELINE AND ENGINE PERFORMANCE

	<b>DIESEL</b>
	<b>3.0L Td6</b>
	<b>AUTOMATIC</b>
<b>POWERTRAIN DATA</b>	
Driveline	All Wheel Drive (AWD)
Maximum power HP rpm	254 / 3,750
Maximum torque (lb-ft/rpm)	443 / 1,750-2,250
Capacity (cc)	2,993
No. of cylinders	6
Valves per cylinder	4
Cylinder layout	Longitudinal V
<b>PERFORMANCE</b>	
Acceleration (secs) 0-60 mph**	7.5
Maximum speed mph**	130
<b>STANDARD FEATURES BY POWERTRAIN</b>	
Unpainted brake calipers	■
Grey anodized brake calipers	-
Grey anodized brake calipers with Land Rover script	-
Red brake calipers†	-
Dynamic Response	-
Home charging cable	-

■ Standard – Not Available.

\*Vehicle's estimated availability is Summer 2018. \*\*Always follow local speed limits. †SVAutobiography Dynamic only. ††When combined with electric motor.



## DRIVELINE AND ENGINE PERFORMANCE

POWERTRAIN DATA	GAS PHEV*		GAS			
	P400e		3.0L V6 SUPERCHARGED	3.0L V6 SUPERCHARGED	5.0L V8 SUPERCHARGED	5.0L V8 SUPERCHARGED
	AUTOMATIC		AUTOMATIC	AUTOMATIC	AUTOMATIC	AUTOMATIC
Driveline	All Wheel Drive (AWD)		All Wheel Drive (AWD)	All Wheel Drive (AWD)	All Wheel Drive (AWD)	All Wheel Drive (AWD)
Maximum power HP rpm	398 / 1,500-4,000 <sup>††</sup>		340 / 6,500	380 / 6,500	518 / 6,000-6,500	557 / 6,000-6,500
Maximum torque (lb-ft/rpm)	472 / 1,500-3,500 <sup>††</sup>		332 / 3,500-5,000	339 / 3,500-5,000	625 / 2,500-5,500	516 / 3,500-5,000
<b>ENGINE DATA</b>						
Capacity (cc)	1,997		2,995	2,995	4,999	4,999
No. of cylinders	4		6	6	8	8
Valves per cylinder	4		4	4	4	4
Cylinder layout	Inline 4		Longitudinal V	Longitudinal V	Longitudinal V	Longitudinal V
Maximum power HP rpm	295 / 5,500		335 / 6,500	375 / 6,500	518 / 6,000-6,500	557 / 6,000-6,500
Maximum torque (lb-ft/rpm)	296 / 1,500-4,000		332 / 3,500-5,000	339 / 3,500-5,000	461 / 2,500-5,500	516 / 3,500-5,000
<b>ELECTRIC MOTOR DATA</b>						
Maximum Power HP	116		-	-	-	-
Maximum Torque (lb-ft/rpm)	202.8		-	-	-	-
<b>PERFORMANCE</b>						
Acceleration (secs) 0-60 mph**	6.4		7.1	7.0	5.1	5.1
Maximum speed mph <sup>†</sup>	137		130	130	130	130
<b>STANDARD FEATURES BY POWERTRAIN</b>						
Unpainted brake calipers	-		-	-	-	-
Grey anodized brake calipers	-		■	-	-	-
Grey anodized brake calipers with Land Rover script	■		-	■	■	-
Red brake calipers <sup>†</sup>	-		-	-	-	■
Dynamic Response	-		-	-	■	■
Home charging cable	■		-	-	-	-



## CHOOSE YOUR EXTERIOR

### SELECT YOUR ROOF

Choose from a metal roof\*, or sliding panoramic roof which enhances the sense of space in the vehicle's interior and floods it with natural light. The sliding panoramic roof opens fully to let the outside in. You can select either a body-colored or contrast roof in Narvik Black to further enhance your vehicle's exterior. Metal and panoramic roofs available with all color finishes.



Body-Colored Metal Roof  
standard



Sliding Panoramic Roof  
standard\*\*



Black Contrast Roof  
optional†



## SELECT YOUR PAINT COLOR

Now you have chosen your preferred roof style, you can select your exterior paint color. From rich, deep lustres to incandescent metallic patinas, our paints incorporate the latest in pigment technologies. Our solid paints produce a deep flat color. Our metallics deliver a sparkle finish that is sure to catch the eye. And our optional premium metallic paints enhance both the color and the intensity of the finish to give your vehicle even more presence.

### SOLID



Narvik Black




Fuji White

### METALLIC



Santorini Black




Yulong White



Corris Grey



Indus Silver



Byron Blue



Loire Blue



Rosello Red



Firenze Red<sup>††</sup>


### PREMIUM METALLIC



Carpathian Grey



Silicon Silver



Aruba

<sup>††</sup>Contrast roof standard. Only available on SVAutobiography Dynamic.



## SPECIAL VEHICLE OPERATIONS

### SVO PREMIUM PAINT PALETTE

An optional range of specifically formulated ultra metallic and special effect premium palette colors and finishes are available. These are the latest high technology colors and finishes delivered by our new state-of-the-art Special Vehicle Operations (SVO) facility. While Bespoke by SVO offers a combination of colors and finishes and will color-match to your exact requirement using our Match-to-Sample service. All special effect colors come in a gloss finish or, as an additional option, satin matte finish.

To find out more visit [landroverusa.com](http://landroverusa.com) to configure your vehicle online.

#### ULTRA METALLIC



Ligurian Black



Bosphorus Grey\*



British Racing Green\*



Madagascar Orange\*



Rio Gold\*



Mescalito Black



Scafell Grey\*



Balmoral Blue\*



Velocity\*



Verbier Silver\*



Borealis Black



Windward Grey\*



Desire\*



Flux\*



Ethereal\*

#### SPECIAL EFFECT



Spectral British Racing Green\*



Spectral Racing Red\*



Spectral Blue\*



Meribel White Pearl\*



Valloire White Pearl\*





## SELECT YOUR RANGE ROVER DESIGN PACKAGE

You can tailor the exterior of your Range Rover with the addition of two packages: Shadow Exterior Package and Black Exterior Package. Each one elevates the vehicle's sense of sophistication, with specific detailing also helping to add another level of individuality. Whichever Package you choose, it will add greatly to your Range Rover.

### SHADOW EXTERIOR PACKAGE



Optional Package on HSE, Supercharged and Autobiography only

- Shadow Atlas hood and tailgate lettering
- Shadow Atlas grille mesh foil, inner surround and frame
- Shadow Atlas front bumper vent finisher\*\* and front bumper accent
- Shadow Atlas door handle surrounds†
- Shadow Atlas side vent graphic and side accent graphic
- Shadow Atlas tailgate finisher.

### BLACK EXTERIOR PACKAGE



Optional Package on HSE and Supercharged only

- Narvik Black hood and tailgate lettering
- Narvik Black door handle surrounds†
- Narvik Black grille mesh foil, inner surround and frame
- Narvik Black side vent graphic and side accent graphic
- Narvik Black front bumper vent finisher\*\* and front bumper accent
- Narvik Black tailgate finisher
- Narvik Black front tow eye cover
- Choice of 21" or 22" Gloss Black finish alloy wheels††.
- Narvik Black door mirror caps

\*\*Autobiography only. †Supercharged and Autobiography only. ††Gloss Black Finish Wheel is priced separately



## CHOOSE YOUR WHEELS

There are 16 wheel styles to choose from. Sizes range from 19" to the highly desirable 22".  
With distinctive design cues, each one adds its own character to the overall look of the vehicle.  
To see the wheels available on your model visit the configurator at [landroverusa.com](http://landroverusa.com)



19" 5 SPLIT-SPOKE  
'STYLE 5001'



20" 12 SPOKE  
'STYLE 1065'



21" 5 SPLIT-SPOKE  
'STYLE 5007'  
WITH DARK GREY FINISH



21" 6 SPOKE  
'STYLE 6002'



21" 6 SPOKE  
'STYLE 6002'  
WITH DIAMOND TURNED FINISH



21" 9 SPLIT-SPOKE  
'STYLE 9001'  
WITH GLOSS BLACK FINISH\*



21" 7 SPLIT-SPOKE  
'STYLE 7001'  
WITH SILVER FINISH



21" 7 SPLIT-SPOKE  
'STYLE 7001'  
WITH LIGHT SILVER DIAMOND TURNED FINISH



22" 7 SPLIT-SPOKE  
'STYLE 7007'  
WITH DIAMOND TURNED FINISH



22" 5 SPLIT-SPOKE  
'STYLE 5004'



22" 5 SPLIT-SPOKE  
'STYLE 5087'  
WITH DIAMOND TURNED FINISH AND  
DARK GREY CONTRAST



22" 9 SPLIT-SPOKE  
'STYLE 9012'  
WITH GLOSS BLACK FINISH\*



22" 9 SPLIT-SPOKE  
'STYLE 9012'  
WITH MID-SILVER DIAMOND TURNED FINISH



22" 11 SPOKE  
'STYLE 1046'

## CHOOSE YOUR INTERIOR

### BENCH SEAT



## SELECT YOUR SEAT CONFIGURATION

### Bench Seat

Arrive in style. The leather seating in Range Rover is both truly comfortable and effortlessly versatile. The 60:40 configuration with load through facility is available with both a manual recline on Range Rover, or a powered recline on HSE, Supercharged and Autobiography. All bench seats include Passenger Seat Away.

The powered recline variant also provides Intelligent Seat Fold, offering the ability to fold and configure your seats from the cargo space. Seat comfort is heightened with the addition of heated and cooled\* variants.

### Rear Executive Class Seat

The ultimate in luxury, these seats provide exemplary levels of comfort. Featuring wider and deeper cushioning, the power deployable center console integrates seamlessly with the two outer passenger seats creating a luxury four seat environment. If more versatility is required, simply retract the power deployable center console to reveal a center seat for a third occupant. Now available, fold your rear Executive Class seats forward to maximize your cargo space. Featuring Extreme Passenger Seat Away and powered recline as standard, optional Comfort and Comfort-Plus features including 'Hot-Stone' massage and heated calf rests\*\* create a truly luxurious environment. Available on Autobiography, SVAutobiography Dynamic, and SVAutobiography.



### REAR EXECUTIVE CLASS SEAT



	1	2	3	4	5
COLOR COMBINATIONS See page 76	DOOR LOWER	DOOR AND ARM REST UPPER	INSTRUMENT PANEL UPPER	CUBBY BOX	INSTRUMENT PANEL LOWER
<b>A</b> Navy/Ivory	Navy	Ivory	Navy	Ivory	Ivory
<b>B</b> Espresso/Ivory	Espresso	Ivory	Espresso	Ivory	Ivory
<b>C</b> Espresso/Almond	Espresso	Almond	Espresso	Almond	Almond
<b>D</b> Ebony/Ebony	Ebony	Ebony	Ebony	Ebony	Ebony
<b>E</b> Ebony/Ivory	Ebony	Ivory	Ebony	Ivory	Ivory
<b>F</b> Ebony/Vintage Tan	Ebony	Vintage Tan	Ebony	Vintage Tan	Ebony
<b>G</b> Ebony/Pimento	Ebony	Pimento	Ebony	Pimento	Ebony
<b>EXCLUSIVE TO SVAUTOBIOGRAPHY DYNAMIC</b>					
<b>H</b> Ebony/Ebony	Ebony	Ebony	Ebony	Ebony	Ebony
<b>I</b> Ebony/Cirrus	Ebony	Cirrus	Ebony	Ebony	Cirrus
<b>J</b> Ebony/Vintage Tan	Ebony	Vintage Tan	Ebony	Ebony	Vintage Tan
<b>K</b> Ebony/Pimento	Ebony	Pimento	Ebony	Ebony	Pimento

## SELECT YOUR INTERIOR COLOR COMBINATION

Now you have chosen your model, you can select the perfect combination of interior colors.



A. Navy/Ivory



B. Espresso/Ivory



C. Espresso/Almond



D. Ebony/Ebony



E. Ebony/Ivory



F. Ebony/Vintage Tan



G. Ebony/Pimento

### EXCLUSIVE TO SVAUTOBIOGRAPHY DYNAMIC



H. Ebony/Ebony



I. Ebony/Cirrus



J. Ebony/Vintage Tan



K. Ebony/Pimento



## SELECT YOUR INTERIOR FINISHER

Now you've chosen your interior color combination, choose one of nine interior finishers that are beautifully displayed in the cabin.




Grand Black veneer



Kalahari veneer



Satin Straight Walnut veneer



Shadow Walnut veneer



Black Burl Ash veneer



Figured Macassar veneer



Argento Pin-Stripe veneer



Steel Weave Carbon Fiber trim finisher\*

### EXECUTIVE CLASS SEATS ONLY



Grand Black with Cut Diamond Motif Metallic Inlay Effect veneer\*\*

\*Only available on SVAutobiography Dynamic. \*\*When Grand Black veneer is selected with Executive Class seats, the rear power deployable center console will contain a Grand Black with Cut Diamond Motif Metallic Inlay Effect veneer.



## CHOOSE YOUR OPTIONS AND LAND ROVER GEAR

A wealth of line-fit options are available to select from at the point of ordering your new vehicle to help you express your individuality and appoint your Range Rover with the premium features you require. For full feature and option availability please refer to the accompanying Specification and Price Guide or visit your local Land Rover Retailer.








---

## EXTERIOR FEATURES

---

Power gesture tailgate (see page 47)  
 Soft door close (see page 46)  
 Public Charging Cable\*\* (wallbox and public charging for P400e only)

---

## GLASS AND EXTERIOR MIRRORS

---

Auto-dimming exterior mirrors  
 Heated windshield

---

## ROOF OPTIONS

---

See page 68

---

## EXTERIOR STYLING

---

See page 71  
 Satin body-colored exterior accents – Satin body colored side vent graphic and side accent graphic  
 Atlas exterior accents – Atlas side vent graphic and side accent graphic  
 Carbon Fiber engine cover (SVAutobiography Dynamic only)

---

## WHEELS

---

See pages 72-73  
 Tire Repair System  
 Reduced section alloy spare wheel  
 Full Size Spare Wheel

---

## INTERIOR FEATURES

---

Carpet mats\*  
 Premium carpet mats\*  
 Heated steering wheel  
 Wood and leather steering wheel  
 Illuminated aluminum treadplates with Range Rover script\*  
 Twin-blade sunvisors with illuminated vanity mirrors  
 Bright metal pedals  
**First and second row Smoker's Package** – Includes cigar lighter and removable ash can in first row, and cigar lighter and ash can in second row  
 Front center console cooler compartment  
 Front center console refrigerator compartment  
 Cargo space storage rails with luggage retention kit  
 Four-zone Climate Control (see page 46)  
 Cabin Air Ionization (see page 46)

---

## HEADLINING

---

Ebony Morzine headlining  
 Leather headlining  
 Suedecloth headlining

---

## SEATING

---

Front Seats: 16/20/22/24-way, heated, cooled, massage, power recline  
 Rear seats: heated, cooled, massage, rear Executive Class seats  
 Grained leather, Windsor leather, Semi-Aniline leather, quilted Semi-Aniline leather

\*\*Vehicle's estimated availability is Summer 2018.

---

## DRIVING DYNAMICS

---

All Terrain Progress Control (ATPC) (See page 27)  
Terrain Response® 2 (see page 25)  
Active Locking Rear Differential (see page 26)

---

## INFOTAINMENT AND AUDIO

---

See pages 29-35  
110-Volt/150-Watts Power Outlet located in second row and cargo space  
**Entertainment Package** – Meridian™ Surround Sound System, CD/ DVD player, 8" Rear Seat Entertainment, 110-Volt/150 Watts Power Outlet located in second row and cargo  
**Signature Entertainment Package** – CD/DVD player, 10" Rear Seat Entertainment, 110-Volt/150 Watts Power Outlet located in second row and cargo space.

---

## SECURITY

---

Keyless Entry  
Activity Key (see page 47)

---

## ADVANCED DRIVER ASSISTANCE SYSTEMS

---

Surround Camera System (see page 38)  
Head-up Display (see page 29)  
Drive Package (see page 37)  
Drive Pro Package (see page 37)  
Park Package (see page 39)  
Park Pro Package (see page 39)

---

## HEADLIGHTS AND LIGHTING

---

See page 45  
Front fog lights  
**Vision Assist Package** – Auto High Beam Assist (AHBA), front fog lights, Configurable Ambient Interior Lighting (see page 13), Head-up Display (see page 29), Surround Camera System (see page 38)

---

## TOWING

---

Advanced Tow Assist (see page 50)  
**Towing Package** – Tow hitch receiver, Advanced Tow Assist, full size spare wheel, Activity Key (see page 47)



## LAND ROVER GEAR – ACCESSORIES

### EXTERIOR

#### Mudflaps – Front

#### Mudflaps – Rear

Public Charging Cable (wallbox and public charging for P400e only)

### EXTERIOR STYLING

#### Mirror Covers – Noble Chrome

Complements various Dark Atlas and Bright finish exterior trim.

#### SVO Design Package

SVO Design Package provides a purposeful, dynamic and stunning styling enhancement. Exterior features include a unique front bumper, rear bumper with integrated tailpipes, side vents, grille and side sill claddings.

#### Deployable Side Steps

These smart, practical steps make it easier to get in and out of the vehicle. Neatly stored under the sills, the side steps automatically deploy as soon as the door is opened, or when activated by the key fob. They store automatically when the door is closed. The side steps are sensitive to obstructions and will not deploy in off-road or low range settings. Automatic mode can be overridden to allow access to the roof when the doors are closed. The deployable side steps are compatible with front mudflaps and feature a stainless steel finish with laser etched Range Rover branding.

### INTERIOR STYLING

#### Sill Treadplates – Personalized, Illuminated, Front, Pair

Personalized illuminated treadplates allows you to choose a personalized message using an approved set of fonts/typefaces which will be highlighted in white illumination when the doors are open.

#### Sill Treadplates – Illuminated, Vehicle Set

Illuminated treadplates with Range Rover script and halo surround. Rear treadplates feature illuminated halo only.

### INTERIOR PROTECTION

#### Luggage Partition – Full Height

Designed to prevent luggage from entering the passenger compartment.

#### Cargo space Rubber Mat

Range Rover branded waterproof rubber mat protects the cargo space carpet from general dirt in the rear cargo space. Features Bright work accents to increase visual quality and match floor mats.

#### Cargo space Liner Tray

Semi-rigid waterproof cargo space liner tray with a raised lip on three sides to protect cargo space floor and side wall carpets from dirt or wet equipment. Features Range Rover Bright ingot branding.

#### Spare Wheel Bag

#### Pet Package with Mat

Contains full height luggage partition and rubber cargo space mat.

#### Pet Package with Tray

Contains full height luggage partition and rigid cargo space tray.

### INTERIOR FUNCTION AND TECHNOLOGY

#### iPhone® Connect and Charge Dock

When connected, the iPhone's media is accessible and has the ability to be controlled via the integrated infotainment/audio system.

#### Wireless Phone Charging Cupholder

Fits phones up to 2.8 inches wide.

#### Click and Go – Base

The Click and Go range is a multi-purpose seat-back system for second row passengers. The versatile Click and Go Base fixes between the headrest mountings and further attachments can be added to hold tablets, at multiple angles, bags and shirts or jackets. Each attachment is sold separately. The base can be easily removed when not in use.

#### Click and Hang

This removable coat hanger allows shirts or jackets to be kept creasefree while transporting.

#### Click and Hook

Click and Play – iPad® 2 - 4

Click and Play – iPad® Air

Click and Play – iPad® Mini

Click and Play – Samsung 10.1"

#### Click and Work

This folding table offers the rear passengers a practical surface from which to work. It also has a cupholder and is height and angle adjustable for in-cabin comfort.

#### Tailgate event seating in Ebony leather

The occasional seat is hand crafted from beautiful Windsor leather with a highly durable aluminum frame. Stored in the cargo space, these seats can be quickly and easily fitted to provide comfortable seating for two adults on the lower tailgate, when the vehicle is stationary. The seats come complete with a luxury storage bag with soft lining, which also acts as a useful protective mat to prevent the users' clothes coming into contact with the exterior vehicle surfaces when in use.

# TECHNICAL DETAILS

## DIMENSIONS AND CAPABILITIES



Standard Wheelbase (SWB) 115"



Long Wheelbase (LWB) 122.8"

Standard overall length 196.8" (Long Wheelbase 204.7")



### Standard Ride Height

With roof rails 72.2" (LWB 72.4")  
 With panoramic roof open 73.3" (LWB 74")  
 With telematics roof antenna 73.54" (LWB 73.58")  
 Access height air suspension setting will reduce each of the above by 1.9"

### Headroom

Maximum front headroom with panoramic roof 39.4"  
 Rear headroom 39.4" (LWB 39")

### Legroom

Maximum front legroom 42.5"  
 Maximum rear legroom 40.1" (LWB 47.4")

### Cargo space Capacity\*

Rear seats upright  
 Height 32.4", Width 50.7"  
 Cargo space width between arches 44"  
 Length at floor 43.3"  
 Rear seats forward  
 Height 32.4", Width 50.7"  
 Cargo space width between arches 44"  
 Cargo space length at floor  
 Behind row 1 78" (LWB 81.6")  
 Behind row 2 42.9" (LWB 39.8")  
 Executive seat reduces length behind row 2 by 3.1"  
 PHEV reduces height by 1.8")

### Obstacle Clearance

Off-road height 11.6"  
 Standard ride height 8.7"

### Turning Circle

Curb-to-curb 40.3 ft (LWB 42.9 ft)  
 Wall-to-wall 41.6 ft (LWB 43.9 ft)  
 Turns lock-to-lock 3.03

### Wading Depth\*\*

Maximum wading depth 35.4"

Width 81.6" mirrors folded  
 Width 87.4" mirrors out




Front wheel track 66.5"

Height  
 SWB 73.8"  
 LWB 73.54"



Rear wheel track 66.2"



	A	B	C
Ride Height			
Approach Angle	34.7°	28.3° / 26.1°	29.6°
Off-road SWB / LWB			
Standard SWB / LWB	26°	20.1° / 18.3°	24.6°





## TECHNICAL SPECIFICATION AND PERFORMANCE DATA

ENGINE DATA	DIESEL	GAS PHEV*	GAS			
	TD6	P400E	V6 SUPERCHARGED		V8 SUPERCHARGED	
Power (HP)	254	398	340	380	518	557
Bore (inches)	3.3	3.2	3.3	3.3	3.6	3.6
Stroke (inches)	3.5	3.6	3.5	3.5	3.6	3.6
Compression ratio (:1)	16	9.5	10.5	10.5	9.5	9.5
<b>BRAKES</b>						
Front type	Ventilated disc	Ventilated disc	Ventilated disc	Ventilated disc	Ventilated disc	Ventilated disc
Front diameter (mm)	349mm	380mm	380mm	380mm	380mm	380mm
Rear type	Ventilated disc	Ventilated disc	Ventilated disc	Ventilated disc	Ventilated disc	Ventilated disc
Rear diameter (mm)	325mm	365mm	350mm	365mm	365mm	365mm
Park Brake			Electric Park Brake (EPB) integrated into brake caliper			
<b>WEIGHTS (LBS)</b>						
Weight from	4,958	5,531	4,973	4,973	5,253	5,504
Gross Vehicle Weight	6,834	7,706	6,768	6,768	6,966	6,966
Maximum mass on each axle (front)	3,306	3,306	3,306	3,306	3,306	3,306
Maximum mass on each axle (rear)	3,913	4,188	3,913	3,913	3,913	3,913
<b>TOWING (LBS)</b>						
Unbraked trailer	1,653	1,653	1,653	1,653	1,653	1,653
Maximum towing	7,716	5,511	7,716	7,716	7,716	7,716
Maximum coupling point/nose weight	330	220	330	330	330	330
Maximum vehicle and trailer combination/Gross Train Weight	14,550	12,588	14,484	14,484	14,682	14,682
<b>ROOF CARRYING (LBS)</b>						
Maximum roof load (including roof rails)	130	137	130	130	130	130
<b>PERFORMANCE</b>						
Maximum speed (mph)**	130	137	130	130	140†	140†
Acceleration (secs) 0-60 mph**	7.5	6.4	7.1	7.0	5.1	5.1
Fuel tank capacity – usable (gallons)	22.7	23.7	27.4	27.4	27.4	27.4
Diesel/Gasoline Particulate Filter (DPF/GPF)	■	–	–	–	–	–

■ Standard – Not Available.

\*Vehicle's estimated availability is Summer 2018. \*\*Always follow local speed limits. †With 22" Wheels.

# WORLD OF LAND ROVER

Your Land Rover has been designed and engineered to help you make more of your world. It can take you to places other vehicles simply can't reach in a style that cannot be matched. To celebrate the Land Rover lifestyle, we've put together a range of experiences, publications and Land Rover branded goods. There's a world to explore. Get out there and enjoy it.

## ADVENTURE DRIVES

From the sheer exhilaration of the Arctic ice to the awe-inspiring dunes of Namibia, Land Rover Adventure Drives offer you once-in-a-lifetime experiences that bring the spirit and emotion of our vehicles to life.

Search 'Land Rover Adventure Travel' for full details.

## EXPERIENCE DRIVES

Get behind the wheel of the latest Land Rover vehicles under the expert guidance of our qualified instructors. From Taster Drives to advanced Full Day experiences, there's a wide range available at one of the expanding network of Experience Centers across the world.

Search 'Land Rover Experience' for full details.

## MANUFACTURING TOURS

These behind-the-scenes tours are a unique opportunity to step inside our state-of-the-art manufacturing facilities where the latest Land Rover's are born. This combination of unrivaled craftsmanship and cutting-edge robotics can be seen at either Halewood or Solihull.

Search 'Land Rover Behind the Scenes' for full details.





## BRAND PARTNERSHIPS

Integrity, courage, pride, composure and capability; these are the values Land Rover shares with its partners. Whether the International Federation of Red Cross and Red Crescent Societies (IFRC), Land Rover Ben Ainslie Racing or Virgin Galactic, each one is driven by exceptional people prepared to face extreme challenges and push their capabilities to the very limits.

Search 'Land Rover Partnerships' for full details.

## ONELIFE MAGAZINE

The official Land Rover magazine features the best in photography, authoritative journalism and expert insights. Onelife takes you right into the heart of exclusive experiences and extraordinary adventures, while keeping you up to date with the latest innovations, design and lifestyle choices.

Search 'Land Rover Featured Articles' for full details.

## HUMANITARIAN PARTNERSHIPS

Since 1954, Land Rover have supported the International Federation of Red Cross and Red Crescent Societies in reaching 150 million people needing aid in 189 National Societies.

Search 'Land Rover Responsibility' for full details.

## LAND ROVER COLLECTION

Our latest range of clothing and luxury leather goods is crafted with the same design excellence and attention to detail as our vehicles. We also have a collection that honors Land Rover's unique heritage and features expedition-inspired gifts and apparel.

Search 'Land Rover Collection' for full details or visit your local Land Rover Retailer.







# YOUR PEACE OF MIND

## CUSTOMER SERVICE

When you bring your Land Rover vehicle to us, we use proprietary Land Rover diagnostic equipment to assess all your vehicle's mechanical and electronic systems. Our factory-trained Technicians use tools specifically designed for our vehicles and only fit genuine Land Rover parts and accessories. A choice of service plans are available which, together with Roadside Assistance, ensures complete peace of mind.

**For further details contact your local Land Rover Retailer or search 'Land Rover Ownership'.**

## LAND ROVER ROADSIDE ASSISTANCE

Land Rover Assistance provides assistance in motoring emergencies, from immobilization due to breakdown or accident to minor problems such as punctures. You can rely on our roadside assistance, whatever the situation, anywhere in North America during the vehicle warranty period.

**For further details please consult your Warranty Benefits handbook, contact your nearest Land Rover Approved Service Center or search 'Land Rover Roadside Assistance'.**

## LAND ROVER FINANCIAL SERVICES

Getting the keys to your very own Land Rover has never been so simple. And it's more affordable than you might think. New or used, for personal or business use, we have an option that puts you in complete control.

**For further details contact your local Land Rover Retailer or search 'Land Rover Finance'.**

## FLEET & BUSINESS

Land Rover is dedicated to being the premium manufacturer of choice for fleets and businesses, by providing a highly attractive range of vehicles and exemplary customer service. Distinctive, capable and versatile, all Land Rover vehicles deliver low Total Cost of Ownership through strong residual values, competitive service and low maintenance and repair costs.

We are also committed to providing a totally customer-focused aftersales service, which will ensure every Land Rover vehicle is kept on the road and in top condition, in the easiest and most cost-efficient way for businesses.

**Search 'Land Rover Fleet and Business' for full details.**

**IMPORTANT NOTICE:** Jaguar Land Rover Limited is constantly seeking ways to improve the specification, design and production of its vehicles and alterations take place continually. While every effort is made to produce up-to-date literature, this brochure should not be regarded as an infallible guide to current specifications, nor does it constitute an offer for the sale of any particular vehicle. Distributors and Retailers are not agents of Jaguar Land Rover Limited by any express or implied undertaking or representation.

The colors reproduced here are subject to the limitations of the printing process and may therefore vary slightly from the actual vehicle. The company reserves the right to alter or withdraw any color finish without notice. Some of these colors may not be obtainable in your country. Please check availability of colors and current specifications with your Land Rover Retailer. Distributors and retailers are not agents of Jaguar Land Rover Limited and have absolutely no authority to bind Jaguar Land Rover Limited to any express or implied undertaking or representation.

Castrol EDGE Professional recommended by Land Rover.

Vehicle shown: Range Rover Autobiography in Byron Blue with optional equipment.

## Jaguar Land Rover North America, LLC

555 MacArthur Boulevard  
Mahwah, NJ 07430-2327

landroverusa.com

©2017 Jaguar Land Rover North America, LLC

1L4051810000BUSEN01P





