

# RANGE ROVER

2020



ABOVE & BEYOND





BY APPOINTMENT TO  
HM THE QUEEN  
MANUFACTURERS OF  
MOTOR VEHICLES  
JAGUAR LAND ROVER LIMITED  
COVENTRY



BY APPOINTMENT TO  
HRH THE DUKE OF EDINBURGH  
MANUFACTURERS OF  
MOTOR VEHICLES  
JAGUAR LAND ROVER LIMITED  
COVENTRY



BY APPOINTMENT TO  
HRH THE PRINCE OF WALES  
MANUFACTURERS OF  
MOTOR VEHICLES  
JAGUAR LAND ROVER LIMITED  
COVENTRY



**ABOVE & BEYOND**

Ever since the first Land Rover vehicle was conceived in 1947, we have built vehicles that challenge what is possible. These in turn have challenged their owners to explore new territories and conquer difficult terrains. Our vehicles epitomize the values of the designers and engineers who have created them. Each one instilled with iconic British design cues, delivering capability with composure. Which is how we continue to break new ground, defy conventions and encourage each other to go further. Land Rover truly enables you to make more of your world, to go above and beyond.







# THE RANGE ROVER

Reflecting its unrivaled heritage, the Range Rover takes design, comfort and craftsmanship to extraordinary new heights. As striking on the outside as it is refined within, its performance and capability are peerless. Exemplary levels of comfort and technology bring you a heightened sense of effortless sophistication and a truly first-class travel experience.

## CONTENTS

### INTRODUCTION

Introducing the Range Rover	6
The Range Rover Plug-in Hybrid Electric Vehicle	8

### DESIGN

Exterior	11
Interior	13
The Range Rover Long Wheelbase	16

### PERFORMANCE AND CAPABILITY

Range Rover Plug-in Hybrid Electric Vehicle	18
Engines and Transmission	22
Legendary Breadth of Capability	25

### TECHNOLOGY

Infotainment	29
Connectivity	30
Audio	34
Driver Assistance	36
Efficient Technologies	42

### DRIVER ASSISTANCE

Driver Assistance	44
Lighting Technology	47

### VERSATILITY

Truly Flexible	48
Towing	52

### SPECIAL VEHICLE OPERATIONS

SVAutobiography Dynamic	55
SVAutobiography Long Wheelbase	58

### CHOOSE YOUR OPTIONS AND LAND ROVER GEAR

62

### THE WORLD OF LAND ROVER

70

### YOUR PEACE OF MIND

75

Vehicle shown: 2020 Range Rover Autobiography in Byron Blue with optional equipment.

Vehicles shown are from the Land Rover global range. Specifications, options and availability will vary between markets and should be verified with your local Land Rover Retailer.

## INTRODUCTION

# INTRODUCING THE RANGE ROVER

## SETTING NEW STANDARDS

Whether on Place du Casino, Monaco or some muddy road in Warwickshire, England, Range Rover has always been synonymous with supreme refinement, capability and distinctive design cues such as its signature floating roofline, continuous waistline and lower accent graphic.

A spacious interior, together with executive rear seating, offers an exemplary level of comfort for driver and passengers.

To ensure outstanding performance and great fuel efficiency, our all-new 355HP & 395HP 6-cylinder Gas engines incorporate Mild Hybrid Electric Vehicle (MHEV) technology. This system, along with other measures, improves driveability. See page 23.

While the level of technology, including Driver Assist Pack, LED lighting, the Touch Pro Duo infotainment system\*\*, full-color Head-up Display and seven-mode Terrain Response® with Comfort Mode, delivers an even more luxurious driving experience

We haven't set out to reimagine the Range Rover, we simply keep making it better.

## LIGHTING TECHNOLOGY

All-round exterior LED lighting is standard. Designed to last the lifetime of the vehicle, LED lights are more energy-efficient and the quality of light produced is closer to daylight conditions, helping make driving at night less tiring. See page 47.

## SUPREME ALL-TERRAIN CAPABILITY

The All Wheel Drive system provides assistance on and off road. Electronic Air Suspension helps deliver an even more confident off-road experience, as you can raise the vehicle by some 2.9 inches. Such features as All Terrain Progress Control<sup>1</sup> can provide further assistance in off-road situations\*. See pages 25-27.



## COMPOSED TOWING

You can tow up to 7,716 lbs with consummate ease, and a suite of specific optional technologies such as Advanced Tow Assist helps you drive, maneuver and park with the least amount of fuss\*. See page 52.

## POWERTRAINS

From power and sheer driving pleasure to refinement, there is a range of engines available including gas, diesel, Mild Hybrid and Plug-in Hybrid each has been optimized with Comfort and Dynamic Modes to cater for all needs. All engines are equipped with Stop/Start technology and smart regenerative charging. See pages 18-23.

\*These systems are not a substitute for driving safely with due care and attention and will not function under all circumstances, speeds, weather and road conditions, etc. Driver should not assume that these systems will correct errors of judgment in driving. Please consult the owner's manual or your local Land Rover Retailer for details.

<sup>1</sup>Only available with Terrain Response 2. Not available on P400e. <sup>2</sup>Only available with CD/DVD Player. <sup>3</sup>Not available with Range Rover or HSE specifications.

\*Applicable to vehicles fitted with rear Executive Class seating only.

Vehicle shown: 2020 Range Rover Autobiography in Byron Blue with optional equipment.

## LUXURY ENVIRONMENT

With a sublime and beautifully appointed interior, Range Rover takes luxury to even greater heights. Rear seats now have increased recline and all seats have deeper cushioning for greater comfort, while optional 10" Rear Seat Entertainment<sup>2</sup> with Touchscreens\*\* ensure passengers also enjoy optimum levels of entertainment. Veneers and trim finishers further enhance the sense of unmatched refinement. See pages 13-14.

## ELEGANT REAR SEATING

The Range Rover is fitted with 60:40 bench seating with load through as standard. The option of rear Executive Class seating<sup>3</sup> with a power deployable rear center console and folding rear seats delivers exceptional five-seat versatility, with the ability to provide four-seat comfort. Passenger comfort is further enhanced through features such as Extreme Passenger Seat Away and one-touch recline. Choose the Long Wheelbase model to enjoy an additional 7.3 inches of rear legroom. See pages 14-17.



## SEAMLESSLY INTEGRATED TECHNOLOGY

Touch Pro Duo has two 10" high-definition Touchscreens to ensure you stay connected and entertained\*\*. This is complemented by the 12.3" Interactive Driver Display, with configurable touch steering wheel controls and our second generation, full-color Head-up Display\*. See page 29.

## INTELLIGENT VERSATILITY

The vehicle provides increased levels of versatility. Ample storage solutions include a deep center console storage compartment, while the ability to fold the rear seats means it can adapt to suit your specific needs. Intelligent Seat Cargo Mode with power recline and Convenience Fold with Remote Intelligent Seat Fold<sup>4</sup> allow you to make more of your vehicle. Automatic Access Height, Easy Trunk Loading and an Activity Key help ensure easy entry, exit and loading. Up to seven USB ports, five 12V power sockets, two 110V/150W power outlets and 4G Wi-Fi ensure you can all stay connected. Availability dependent by model. See pages 49-51.

## INTERIOR COMFORT AND WELLBEING

Command Driving Position ensures you enjoy a greater view of your surroundings and the road ahead. Configurable Ambient Lighting and Enhanced Task Lighting complement the interior ambience, while Cabin Air Ionization helps to provide a fresh environment for all occupants. And for an even more sophisticated ride, thicker door glass and better acoustic insulation make this vehicle the quietest Range Rover ever. See pages 13 and 48.

\*\*Driving while distracted can result in loss of vehicle control. Do not operate, adjust or view the navigation or multimedia systems under conditions that will affect your safety or the safety of others. Only use mobile phones and other devices, even with voice commands, when it is safe to do so.

Actual seats have new cushions and interlayers with softer, looser leather to optimize these features. Please refer to your Land Rover Retailer for more information.

# THE RANGE ROVER PLUG-IN HYBRID ELECTRIC VEHICLE

Capability, performance and cutting-edge technologies are at the heart of every Land Rover vehicle. Taking our vehicles into the future, electric power now propels us into an exciting new era. One of our first Plug-in Hybrid Electric Vehicles (PHEV) is driven by our most innovative powertrain yet; an advanced Ingenium gas engine and electric motor combine to give a composed and luxurious ride, with full Range Rover capability<sup>1</sup>. With a full electric charge, PHEV is capable of managing most city commutes. Drivers can select from two driving modes to best suit their needs. See pages 18-21 for details.

**EV (Electric Vehicle) Mode** - Full electric drive<sup>2</sup>.

**Parallel Hybrid Mode** (Default driving mode) - Combined gas and electric drive. When in Parallel Hybrid Mode, the driver can optimize battery charge or fuel economy by utilizing two alternative charge management functions:

**SAVE function** - Prevents the battery charge dropping below the level which has been selected.

**Predictive Energy Optimization (PEO) function** - By entering a destination in the Navigation system\* the driver enables the feature, which utilizes altitude data for the route selected to intelligently switch between the electric motor and gas engine to optimize fuel economy.

\*Driving while distracted can result in loss of vehicle control. Do not operate, adjust or view the navigation or multimedia systems under conditions that will affect your safety or the safety of others. Only use mobile phones and other devices, even with voice commands, when it is safe to do so.

<sup>1</sup>Please refer to the accompanying Technical Specification for full details on driveline, engine performance and fuel economy.

Rear cargo space capacity is reduced on P400e models, please see page 50 for more detail.

Vehicle shown: 2020 Range Rover HSE in Aruba with optional equipment.



## CABIN PRECONDITIONING

You can pre-heat or, uniquely to PHEV, pre-cool the cabin before you get into the vehicle without starting the engine, making life that bit more comfortable.

See page 19.



## EV RANGE

PHEV is fully capable of managing most city commutes in full Electric Vehicle (EV) Mode<sup>1</sup>. See page 18.

## EASY OVERNIGHT CHARGING

PHEV can fully charge from a domestic electricity supply in as little as 14 hours<sup>3</sup> so it's ideally suited to charging at home overnight. See page 18.

## CHARGING SOLUTIONS

Using a Level 2 charger, a full charge can be achieved in as little as 2.75 hours<sup>3</sup>. In addition, a range of charging points can be used at offices, stores, parking lots and other designated public charging places. See page 18.



## REFINED DRIVE

The Range Rover PHEV ensures seamless transition between the gas engine and electric motor, delivering optimal refinement. See page 19.

## NO COMPROMISE ON CAPABILITY AND PERFORMANCE

It is fully capable of handling off-road situations such as wading and rock crawl. Its on-road performance is equally remarkable, delivering additional power when you need it most<sup>1</sup>. See page 19.

## INCONTROL CONNECTIVITY

With the Protect and Remote Premium features, a variety of functions are available through your smartphone device, from enabling the driver to view charge status, to remote operation of the vehicle's climate systems. See pages 29 to 32.

## SEAMLESS DESIGN

Integrating the charging port into the front grille provides easy connection without compromising the vehicle's iconic design. See page 18.

<sup>2</sup>Parallel Hybrid Mode will be automatically re-engaged should the driver require more power and torque than is available, or the battery charge drops to an insufficient level to maintain progress. <sup>3</sup>Charging times will vary by market, power supply and charging solution. Please refer to [landroverusa.com](http://landroverusa.com) for further information.



## DESIGN

# EXTERIOR

With its floating roof, continuous waistline and lower accents, the silhouette of the Range Rover is recognized around the world. Those commanding looks have been given an even more contemporary profile. The front grille signals take on a more prominent appearance, while the clamshell hood, formed of a single sheet of aluminum, is now smoother and longer to augment the vehicle's more formal, upright profile. The front bumper - including vent finishers, side vent graphics, side accent graphics and integrated exhausts - helps advance the vehicle's effortless design. A choice of Atlas or Satin body-colored side graphics, optional design packs and new wheel designs add further appeal, while rear LED lights reinforce the vehicle's distinctive features.



Vehicle shown: 2020 Range Rover Autobiography in Byron Blue with optional equipment.



# INTERIOR

Sumptuously designed, the Range Rover interior is a tranquil haven. Effortlessly comfortable, superbly appointed and finished with a discerning eye for the details, every facet of the interior has been designed and engineered to deliver exceptional comfort for all occupants.

Thanks to the unique Command Driving Position of the Range Rover, the driver continues to enjoy an enhanced view of the road ahead, but now does so in even greater comfort than before. Cosseted in premium materials such as Semi-Aniline leather, wider seats and deeper cushioning with soft foam interlayers help create the most luxurious environment. Combined with enhanced seat functionality, including the optional upper seat shoulder support and 'Hot-Stone' massage, along with intuitive controls using the door mounted seat control switches, the interior of the Range Rover is the ultimate in refinement.

Seamlessly integrated technologies built around the Touch Pro Duo Touchscreens\* and Interactive Driver Display embody our design ethos; cleaner, crisper lines and fewer dials - delivering an uncluttered console that doesn't distract the driver. Veneers and luxury finishers amplify the vehicle's refined design cues, while enhanced Configurable Ambient Lighting with a choice of ten colors adds greatly to the overall sense of calm. Additional integrated storage solutions including a center console deep storage compartment, and other optional features including the front center console refrigerator compartment confirm a purity of craft everywhere you look and touch.

No matter how far you travel in a Range Rover, you'll always arrive as refreshed as when you set out. It's not where you go, it's how you get there.

\*Driving while distracted can result in loss of vehicle control. Do not operate, adjust or view the navigation or multimedia systems under conditions that will affect your safety or the safety of others. Only use mobile phones and other devices, even with voice commands, when it is safe to do so.

Interior shown: Range Rover Autobiography in Navy/Ivory with optional equipment.



Everyone who travels in a Range Rover vehicle does so in the utmost comfort and style. Refinement is everywhere you look and in everything you touch; nothing exemplifies this better than the rear Executive Class seating, standard on Autobiography.

As with the front, the rear also features wider seats with deeper cushioning. The rear Executive Class seats take this to another level. When lowered, a power deployable center console with premium veneer finishers and clever storage solutions integrates seamlessly with the two outer passenger seats, creating a luxury four-seat environment. And at the touch of a button, Extreme Passenger Seat Away will adjust the front passenger seat forward to maximize the rear passenger's space and forward visibility, while the extended recline and integrated side cushions mean the passenger can adjust their seat into their optimum position.

Optional Executive Class Comfort features, including adjustable bolsters, upper seat shoulder support, headrest pillows and 'Hot-Stone' massage, further enhance the rear passenger's trip. While additional Executive Class Comfort Plus features, such as heated armrests, heated calf rest, and a footrest with a dedicated area to warm your feet create a truly luxurious environment.

When you require increased versatility, simply retract the power deployable center console to reveal a center seat for a third occupant. Or, for the first time, fold your rear Executive Class seats forward to maximize your cargo space: you can do so even when you're not in the vehicle using the Remote Intelligent Seat Fold App<sup>1</sup>.

Other available features include Rear Seat Entertainment with 10" Touchscreens, Connect Pro connectivity with 4G Wi-Fi\*, and Comfort Controller Remote app for greater control of features such as seat massage, heating and cooling, and personal climate settings. Enhanced Task Lighting is provided as standard and comes with user selectable modes, including a bright light and a warm light setting for a more relaxed environment, making the Range Rover the perfect partner for your journey.



\*The Wi-Fi Hotspot is intended for passenger use only. InControl features may require an additional subscription with separate terms and conditions.

<sup>1</sup>Only available with Remote.

Actual seats have new cushions and interlayers with softer, looser leather to optimize these features. Please refer to your Land Rover Retailer for more information.

Interior shown: Range Rover Autobiography Long Wheelbase in Ebony/Vintage Tan with optional equipment.



Rear Executive Class seating with power deployable center console stored.



Rear Executive Class seating with power deployable center console deployed.



## THE RANGE ROVER LONG WHEELBASE

The Range Rover Long Wheelbase is instantly recognizable, superbly engineered and beautifully appointed. Featuring a sliding panoramic roof as standard, this body style is characterized by a distinctive 'L' badge mounted behind each front wheel arch. The exterior is extended by 7.8 inches to facilitate an even more luxurious environment inside.

The definitive luxury SUV, the Range Rover Long Wheelbase has an additional 7.5 inches of interior floorspace for even more passenger legroom and comfort.

Standard features include an added deep center storage compartment at the rear of the front center console, electric rear side window sunblinds, Configurable Ambient Lighting and illuminated treadplates. With optional features such as Cabin Air Ionization, which ionizes particles in the air, making them attract to surfaces thus helping cleanse the air, and Four-zone Climate Control, enabling personalized temperature control through an additional climate unit, passengers in the Range Rover Long Wheelbase can create their own tranquil haven.





Select the rear Executive Class Comfort Plus seats and not only do you get all the luxury features of the Standard Wheelbase, including Extreme Passenger Seat Away, heated armrests and 'Hot-Stone' massage, you also get an additional heated calf rest - one for each side behind both driver and passenger. And as with every Range Rover, the superbly crafted space is accompanied by the discerning use of the finest materials.

In the Range Rover Long Wheelbase, every last detail combines to deliver the highest levels of luxury and refinement.



Actual seats have new cushions and interlayers with softer, looser leather to optimize these features. Please refer to your Land Rover Retailer for more information.

## PERFORMANCE AND CAPABILITY

# RANGE ROVER PLUG-IN HYBRID ELECTRIC VEHICLE



Designed and engineered for an increasingly carbon conscious world, our Range Rover Plug-in Hybrid Electric Vehicle (PHEV), the P400e, delivers a dynamic driving experience with exceptional Range Rover capability, both on and off road.

P400e uses the combination of an advanced 2.0 liter 296HP Si4 Ingenium Gas engine supported by a high-capacity 105kW electric motor to deliver a combined output of 398HP. The electric motor can either supply its power in parallel with the engine, or drive the vehicle in the manually selectable Electric Vehicle (EV) mode. The large 13kWh capacity battery gives the vehicle an all-electric range from a full charge, capable of managing most city commutes<sup>1</sup> with zero tailpipe emissions.

The P400e powertrain has been integrated seamlessly into the vehicle's design. The charging point is discreetly located in the front grille, which makes connection to a power supply both convenient and easy while lending itself to routine overnight home charging.

The battery can be fully charged in approximately 14 hours<sup>2</sup> using the home charging cable supplied as standard. When rapid charging, a full charge can be achieved in as little as 2.75 hours<sup>2</sup> at home using a Level 2 AC charger, or away from home at a range of public charging points. The P400e comes with a charging cable that can be stored in the vehicle's cargo space with the included storage case and retention system.

<sup>1</sup>Please refer to the accompanying Technical Specification for full details on driveline, engine performance and fuel economy.

<sup>2</sup>Charging times will vary by market, power supply and charging solution. Please refer to [landroverusa.com](http://landroverusa.com) for further information.

Rear cargo space capacity is reduced on P400e models, please see page 50 for more detail.

Charging device shown not available in the U.S. Please contact your local Land Rover Retailer for further details.

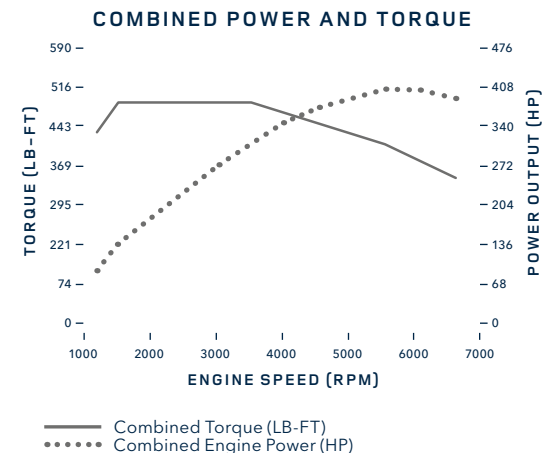
Vehicle shown: 2020 Range Rover HSE in Aruba with optional equipment.

The P400e delivers an exceptionally refined experience. The electric motor can produce its maximum torque from a standstill. If engine torque is required, the system uses the Integrated Starter Generator (ISG) for virtually instant starting, enabling engine torque to be perfectly blended with electric motor torque, smoothly delivering the driver's demand using the hybrid integrated transmission.

Off-road capabilities are uncompromised, and in some circumstances, enhanced. The additional torque provided by the electric motor at low speed is an advantage in a variety of off-road situations.

The combination of the instant torque from the electric motor with that from the highly efficient direct injection gas engine, delivers a torque profile normally associated with large capacity gas or diesel engines, providing exceptional on-road performance<sup>1</sup>.

For extra convenience, the vehicle can be defrosted while charging, and trips can begin with the cabin pre-conditioned to a comfortable temperature. The supplementary heater and air conditioning compressor - both powered by the high-voltage battery - will pre-cool or pre-warm the vehicle without the requirement to start the engine when charging, or from the battery alone if sufficient charge is available.





## PLUG-IN HYBRID ELECTRIC VEHICLE

In Parallel Hybrid Mode (the default driving mode), the electric motor supplies its power in parallel with the engine. There is a seamless transition between the 105kW electric motor and the Si4 Ingenium Gas engine, as the system smoothly starts the engine and then blends electric motor and gas engine power together using the hybrid integrated transmission. Intelligent battery management, which charges the battery through regenerative braking and even when the vehicle is coasting, ensures the P400e engine always has sufficient charge to provide 398HP power output, to deliver seamlessly impressive performance when required.

When in the default driving mode (Parallel Hybrid) the driver can optimize fuel economy or battery charge by utilizing one of two alternative charge management functions:

**SAVE function** - Manually selected through the Touchscreen\*, the SAVE function prevents the battery charge from dropping below the level which has been selected. This allows the driver to provision for zero-emission travel at a later point in the trip. The vehicle will only use the electric motor if the battery has received a charge over and above the saved level through regenerative braking.

**Predictive Energy Optimization (PEO) function** - Entering a destination in the vehicle's navigation system\* will automatically engage the PEO function. By utilizing altitude data for the chosen route, PEO intelligently switches between the electric motor and gas engine to optimize fuel economy throughout the trip.

In addition to operating as a Parallel Hybrid the large capacity battery enables the driver to operate the vehicle in **EV (Electric Vehicle) Mode**. Manually selected by a button on the console, EV Mode enables the vehicle to run solely on the electric motor using the energy stored in the battery, the ideal solution for zero-emission trips. The system will introduce the gas engine should the driver require more power than is available through the electric motor alone, or if the battery charge drops to an insufficient level to maintain progress.

Operation of the P400e is further enhanced through specific functionality within Remote (an InControl feature, see page 32). This enables the driver to use a smartphone to view key data such as charge status, as well as operating the climate functions and controlling the charging time.

\*Driving while distracted can result in loss of vehicle control. Do not operate, adjust or view the navigation or multimedia systems under conditions that will affect your safety or the safety of others. Only use mobile phones and other devices, even with voice commands, when it is safe to do so.

- 1** 105KW ELECTRIC MOTOR

PHEV features a high-power 105kW permanent magnet synchronous electric motor to deliver power effortlessly.
- 2** INTEGRATED HYBRID AUTOMATIC TRANSMISSION

A seamless transition from EV to the Internal Combustion Engine (ICE) is delivered via the hybrid integrated transmission.
- 3** 2.0 LITER INGENIUM ENGINE


Developed and engineered by Jaguar Land Rover, the aluminum 2.0 liter 296HP Si4 Ingenium Gas engine is lighter and more efficient than its predecessors.
- 4** 13KWH HIGH-VOLTAGE BATTERY

The large capacity battery gives the vehicle an all-electric range, capable of managing most short commutes<sup>1</sup> from a full charge.
- 5** 7KW ON-BOARD CHARGER

The powerful 7kW on-board charger can deliver a full battery charge in as little as 2.75 hours<sup>2</sup> dependent on charging station capability.
- 6** INTEGRATED STARTER GENERATOR

The Integrated Starter Generator (ISG) delivers an exceptionally refined starting of the gas engine when required.
- 7** REGENERATIVE BRAKING

Regenerative braking uses the electric motor to harvest kinetic energy while braking, converting it to electrical energy that is used to recharge the high-voltage battery.



<sup>1</sup>Please refer to the accompanying Technical Specification for full details on driveline, engine performance and fuel economy.  
<sup>2</sup>Charging times will vary by market, power supply and charging solution. Please refer to [landroverusa.com](http://landroverusa.com) for further information.

# ENGINES AND TRANSMISSION

From power and sheer driving pleasure to fuel economy and refinement, there is a range of engines available for Range Rover, and each has been optimized for specific attributes to cater for all needs. All engines are equipped with Stop/Start technology and smart regenerative charging (except P400e). This feature prioritizes the charging of the battery when the vehicle is decelerating, to capture wasted kinetic energy and reduce fuel consumption for improved economy\*, especially during urban driving. For engine availability see pages 74-75.

## 8-SPEED AUTOMATIC TRANSMISSION

All diesel and gas engines in Range Rover are coupled with an 8-speed Automatic Transmission. With eight closely spaced ratios, the transmission ensures that you are always in the optimum gear, improving fuel efficiency\* and acceleration. Gear changes are almost imperceptible and shift schedules intelligently adapt to your driving style.



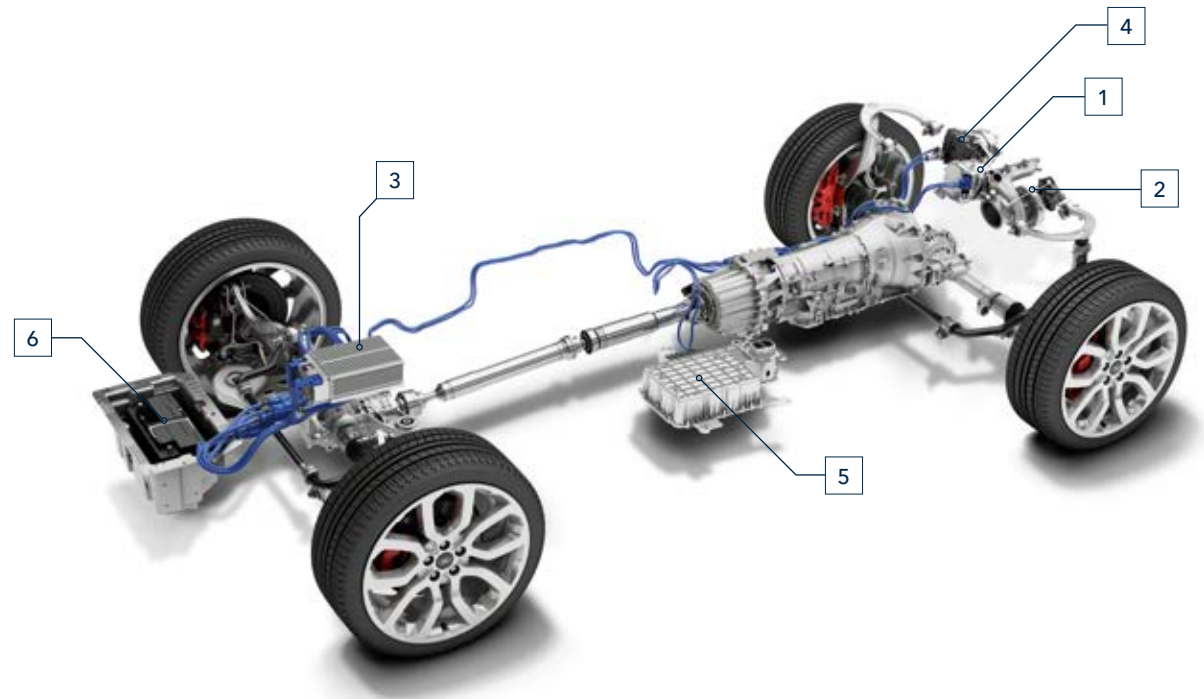
## MILD HYBRID ELECTRIC VEHICLE

Land Rover is at the forefront of sustainable innovation. Taking our vehicles into a smarter and more exciting future, Mild Hybrid Electric Vehicle (MHEV) technology is a system that uses a belt-driven starter-generator and state-of-the-art 48V battery. These harvest energy that would normally be lost during deceleration, which is then intelligently redeployed.

The stored electricity can be used by the starter-generator to provide torque assistance to the engine directly, or to power the electric Supercharger to boost performance before the conventional Turbocharger reaches its maximum output, giving seamless throttle response. This system helps improve fuel economy and boosts the vehicle's performance.

The MHEV technology is standard with the P360 and P400 engine.

- 1 48V ELECTRIC SUPERCHARGER
- 2 TWIN-SCROLL TURBOCHARGER
- 3 48V LITHIUM-ION BATTERY
- 4 BELT-DRIVEN INTEGRATED STARTER GENERATOR
- 5 48V/12V DC-DC CONVERTER
- 6 12V BATTERY







# LEGENDARY BREADTH OF CAPABILITY

The Range Rover continues to offer outstanding capability on and off road, with permanent All Wheel Drive (AWD), twin-speed transmission, Adaptive Dynamics and electronic center differential as standard. While the Land Rover revolutionary Terrain Response® system means this capability can be harnessed by all drivers, expert and inexperienced alike. This extraordinary capability can be extended to suit individual requirements with a range of additional, optional all-terrain technologies\*.

## ELECTRONIC AIR SUSPENSION

A sure-footed, composed drive is completed by the latest electronic air suspension, which provides exceptional wheel articulation and poise. It changes the vehicle's height quickly, allowing cross-linking of the diagonal wheels to help keep all four wheels on the ground on very uneven surfaces. Added to which, it makes loading heavy objects into the cargo area easier, as you can lower the vehicle's rear suspension height by up to 1.9 inches to suit your needs. These functions can be operated via the 10" Touchscreen, a button in the cargo space area, or remotely using the key fob.

Range Rover has a choice of ride height settings to assist the driver and passengers of the vehicle at different stages of their journey or across various terrains; from an access height of 1.9 inches below normal ride height, to an extended height of up to 2.9 inches, with a further extended ride height up to an additional 3.1 inches in more extreme off-road conditions.

The Speed Lowering system uses the electronic air suspension to reduce aerodynamic drag and fuel consumption at cruising speeds, by lowering the vehicle by over a half an inch from normal ride height when the speed reaches 65 mph\*\*.

## TWO-SPEED TRANSFER BOX WITH ELECTRONIC CENTER DIFFERENTIAL

An additional set of lower gears can prove invaluable in challenging conditions such as steep inclines or declines, off-road driving or when towing. The two-speed transfer box system gives you precise speed and control in such instances. The heart of the two-speed system is the electronic center differential, that offers a 50:50 torque split between front and rear axles with the ability to pre-emptively lock the axles before slip commences.

<sup>1</sup>Only available with All Terrain Progress Control except on P400e.

\*These systems are not a substitute for driving safely with due care and attention and will not function under all circumstances, speeds, weather and road conditions, etc. Driver should not assume that these features will correct errors of judgment in driving. Please consult the owner's manual or your local authorized Land Rover Retailer for more details.

\*\*Always follow local speed limits.

Features and their availability may differ by vehicle specification. For full feature and option availability please refer to the online configurator or visit your local Land Rover Retailer.

Vehicle shown: 2020 Range Rover Autobiography in Byron Blue with optional equipment.






## TERRAIN RESPONSE®

When you manually select Land Rover's unique standard Terrain Response® system, it sets the vehicle up optimally to match the demands of the terrain, by adapting the responses of the vehicle's engine, gearbox, differentials and chassis systems. There are seven manual Terrain Response settings: Comfort, Dynamic, Eco, Grass, Gravel, Snow, Mud and Ruts, Sand, and Rock Crawl\*.

## TERRAIN RESPONSE® 2<sup>1</sup>

Our unique Terrain Response® 2 system is an option designed to monitor driving conditions, and automatically optimize driveability and traction by adapting the responses of the vehicle's engine, gearbox, center differential and chassis systems to match the demands of the terrain. You can manually override the system should you wish\*.



## ADAPTIVE DYNAMICS

Adaptive Dynamics makes the miles go by virtually unnoticed. The system monitors vehicle movements up to 500 times a second, reacting to driver or road inputs almost instantaneously to give greater control and minimize body movement, helping to ensure a composed, flat ride. The system even senses off-road conditions, and optimizes damping accordingly so driver and passengers arrive at their destination refreshed and relaxed\*.

## ACTIVE LOCKING REAR DIFFERENTIAL<sup>1\*</sup>

The Active Locking Rear Differential is designed to ensure the greatest level of traction in various weather conditions, both on and off road. The permanent All Wheel Drive (AWD) and Electronic Traction Control (ETC), both fitted as standard, distribute torque to both the front and the rear wheels, and by braking the wheels independently improve traction respectively. The addition of the Active Locking Rear Differential delivers the ultimate combination to improve traction through limiting slip across the rear wheels.

A second multi-plate wet clutch between the rear wheels can lock almost instantly to provide full engine output torque to both wheels. This can be especially useful to deliver effortless capability in low-grip conditions, such as wet grass or during wheel articulation off-road. It also provides enhanced traction when exiting a corner, as when the inside wheel becomes unloaded due to weight transfer, the Active Locking Rear Differential increases the torque to the outside wheel.

## DYNAMIC RESPONSE<sup>2\*</sup>

Dynamic Response improves vehicle handling through hydraulic roll control, optimizing on-road performance and passenger comfort by reducing the amount of body lean during cornering. By controlling the front and rear axles independently, it can deliver increased low-speed agility, along with enhanced high-speed stability and greater steering precision.

1 DRIVER ASSISTANCE

2 ULTIMATE CAPABILITY

3 COMPOSURE

\*These systems are not a substitute for driving safely with due care and attention and will not function under all circumstances, speeds, weather and road conditions etc. Driver should not assume that these features will correct errors of judgment in driving. Please consult the owner's manual or your local authorized Land Rover Retailer for more details.

<sup>1</sup>Only available with PHEV and V8 engines. <sup>2</sup>Only available with V8 engines.

### ALL TERRAIN PROGRESS CONTROL<sup>3</sup>

All Terrain Progress Control (ATPC) is an optional system that helps you to set and maintain a steady speed in challenging conditions such as slippery surfaces, including mud, wet grass, snow and dirt roads. Operating like a cruise control system, it functions at low speeds between 1 mph and 18 mph, enabling you to maintain full concentration on steering and finding a path through obstacles\*.

### LOW TRACTION LAUNCH

Providing you with improved torque control when you move off from a standstill, Low Traction Launch can be activated from the Touchscreen and enhances capability in slippery conditions like wet grass and snow\*.

### HILL DESCENT CONTROL (HDC<sup>®</sup>)

The Land Rover patented Hill Descent Control (HDC<sup>®</sup>) is a standard feature. It assists the driver with controlled descents of difficult slopes. It does so by maintaining a constant speed and applying braking separately to each wheel\*.



<sup>3</sup>Only available with Terrain Response 2. Not available with PHEV engines.

Vehicle shown: 2020 Range Rover Autobiography in Byron Blue with optional features fitted.



# INFOTAINMENT

Delivering a wealth of information and entertainment, every Range Rover is equipped with our Land Rover InControl® infotainment system, Touch Pro Duo. It features intuitive and advanced integrated technologies to ensure everyone can make the most of their trip\*.



## TOUCH PRO DUO

The standard 10" dual high-definition Touchscreens allow the user to view required information while simultaneously being able to interact with additional features, for increased flexibility and efficiency of use. For instance, you can use the navigation system in the upper screen while playing media on the lower screen\*. Direct access to cabin and seat temperature controls are also available via the multi-function Dynamic Dials. For a truly elegant and streamlined appearance, the steering wheel also has hidden-until-lit, touch-sensitive switches as standard. One of these switches is programmable, so that it can be personalized to your preferences to accomplish a host of functions.



## INTERACTIVE DRIVER DISPLAY\*

The 12.3" high-definition Interactive Driver Display can receive and project a vast amount of driving information, entertainment and data including navigation, phone and media. Its high resolution ensures the utmost clarity, and its refined processing engine delivers smooth-moving, pin-sharp graphics. Features can be accessed on either the Interactive Driver Display or the Touch Pro Duo Touchscreens.



## HEAD-UP DISPLAY

To reduce distraction or the need for you to take your eyes off the road, Head-up Display is an option that presents key vehicle data such as your speed, gear position and navigation directions on the windshield. It features crystal-clear, full-color graphics in high resolution, enabling you to see all driver inputs and information with ease, including phone/call status. The feature can be turned on and off dependent on driver preference\*\*.



## REAR SEAT ENTERTAINMENT<sup>1</sup>

The optional Rear Seat Entertainment system provides two 10" high-definition, seat-mounted articulating Touchscreens. It includes 'Trip Status', a navigation summary screen which displays a pop-up for the rear occupant, detailing the time and distance to destination. The system comes with a pair of WhiteFire® digital wireless headphones and HDMI, Mobile High-Definition Link (MHL) and USB connections.

\*Do not use Land Rover InControl® features under conditions that will affect your safety or the safety of others. Driving while distracted can result in loss of vehicle control.

\*\*These systems are not a substitute for driving safely with due care and attention and will not function under all circumstances, speeds, weather and road conditions etc.

Driver should not assume that these features will correct errors of judgment in driving. Please consult the owner's manual or your local authorized Land Rover Retailer for more details.

<sup>1</sup>Only available with CD/DVD Player.

WhiteFire® is a registered trademark of Unwired Technology LLC and any use of such marks by Land Rover is under license.

# CONNECTIVITY

Land Rover InControl® is a suite of standard features that connects you to your vehicle and links you seamlessly with the outside world. With a selection of apps, even when you're away from your vehicle some of the InControl features stay with you, making sure the Land Rover experience is more enjoyable than ever\*.

## STANDARD FEATURES

### VOICE RECOGNITION SYSTEM

So you can complete tasks without taking your eyes off the road, the Range Rover offers intelligent voice recognition\*.

### PROTECT

**Land Rover Optimized Assistance** - If you break down, you can make a direct call to the Land Rover Assistance team by pressing the button on the overhead console, or from the Assistance screen within the Remote smartphone app.

**SOS Emergency Call** - In cases where the airbags deploy, SOS Emergency Call will automatically connect you to the emergency response team, who will notify the emergency services to your location.

**Journey Tracking** - This opt-in feature can automatically record your trip history, including your route and mileage statistics. This information can be exported by email to use for expense reporting and can be imported to a spreadsheet.

**Vehicle Status Check** - Use your smartphone to remotely check current fuel level range, and status of door and window position and locks. See the last parked location of the vehicle and find your way back to it with on-foot directions.

### NAVIGATION PRO

Navigation Pro\* allows you to save your favorite places, use pinch and zoom gestures for simple map exploration, and can display a choice of either 2D or 3D crystal-clear map graphics. Navigation Pro functionality is further enhanced by the Connect Pro.

### CONNECT PRO<sup>1</sup>

Connect Pro\* consists of Remote Premium and Pro Services with 4G Wi-Fi Hotspot\*\*, and is designed to enhance your in-car and out-of-car experience, ensuring you and your passengers enjoy the journey while remaining connected to the world.

Pro Services include:

- **Real Time Traffic Information\*** - Uses live traffic data feeds to give you the most accurate picture of what the traffic is like on the way to your destination.
- **Online Search\*** - Search the surrounding area for places of interest. The system can access expert destination information, travel tips and inspiration, as well as online travel reviews of the local area.
- **Planning Routes and Door-to-Door Routing\*** - Before setting off, use the optional Route Planner app or go online to search, save locations or set your destination. The app uses the Cloud to send your destination automatically to your vehicle's navigation screen. Once you've parked, the Route Planner app will guide you to your destination - a true door-to-door experience which includes public transportation options.

\*Do not use Land Rover InControl® features under conditions that will affect your safety or the safety of others. Driving while distracted can result in loss of vehicle control.

\*\*The Wi-Fi Hotspot is intended for passenger use only. InControl features may require an additional subscription with separate terms and conditions.

<sup>1</sup>Connect Pro requires a SIM with a suitable data contract. Online functionality and wi-fi connectivity is dependent on the installation of a micro SIM with a suitable data contract. Land Rover Optimized Assistance and Remote Premium contain subscription services that can be extended after the initial term advised by your Land Rover Retailer. InControl features, options and their availability may vary - check with your Land Rover Retailer for local market availability and full terms. Information and images displayed in relation to the InControl technology, including screens or sequences, are subject to software updates, version control and other system/visual changes depending on options selected. Mobile network connectivity cannot be guaranteed in all locations. Remote App will need to be downloaded from the Apple/Play Store. All in-car features should be used by drivers only when safe for them to do so. Drivers must ensure they are in full control of the vehicle at all times.

- **Share ETA\*** - You can share your estimated time of arrival so your selected contact(s) will know exactly when you will arrive, as calculated by the navigation guidance system. If you're running late, Share ETA can then send automatic updates via text messages or email, without any further action from you.
- **Satellite View\*** - When you want to get the context of your surroundings from overhead, simply switch to satellite view.
- **Fuel Prices\*** - When you're going to fill up, the Fuel Price service not only finds gas stations along your route, it also enables you to compare fuel prices so you can keep your costs down.
- **Commute Mode\*** - Allows the system to learn your commutes and automatically advises you of the expected journey time based on live and historical traffic movements, without you having to input a destination. The system learns the routes you take for a given destination and then advises which of those is the quickest. The feature can be turned on and off dependent on driver preference.
- **Parking Service\*** - As you approach your destination, you can see where parking is available. Simply tap on your preferred parking and the navigation system updates to direct you to it.
- **Online Routing\*** - While you're on your way to a destination, the system monitors live traffic conditions and takes into account typical traffic patterns for that time of day, keeping you on the optimum route.
- **Online Media\*** - Allows for the aggregation of numerous content providers and their personalized content - such as Deezer and Tuneln - that gives access to more than 40 million music tracks and four million on-demand programs and podcasts. For the first time, these can be directly streamed from the vehicle without the need for a smartphone - providing a seamless and integrated experience.



## REMOTE

**Remote** provides information on your vehicle and enables you to interact with it remotely. Compatible with most smartphones, Android Wear™ or Apple Watch®, this service includes:

- **Remote Lock/Unlock** – Lock or unlock your doors remotely with the click of a button. Simply press the 'lock' button on the Vehicle Security screen of the Remote smartphone app to single lock the doors, arm the alarm, fold in the side mirrors and close the windows. Press the 'unlock' button to unfold the side mirrors, turn on the dipped headlights and cause the hazard lights to flash twice.
- **Remote Climate** – Prepare your Land Rover in advance by pre-heating or pre-cooling the cabin, so that you and your passengers are comfortable from the moment you step inside.
- **Beep/Flash** – This feature turns on your Land Rover's hazard lights and dipped headlights.

## REMOTE - PHEV ENHANCEMENTS

- **Charging Status Information** – Stay continually updated with key battery function indicators including charge state, charging status, charge rate, plug state and estimated EV range.
- **Remote Control Actions** – Use your smartphone to remotely start and stop charging, manage charging costs and even set the maximum state of charge.

## SMARTPHONE PACK\*

By screen sharing with Range Rover's InControl infotainment system, the Smartphone Pack helps you stay safely connected to your smartphone, even while in the car.

Applications include:

- **Android Auto™** – was designed with safety in mind. With a simple and intuitive interface, it is designed to minimise distraction so that you can stay focused on the road. Simply connect your Android smartphone via a USB and control compatible apps on the in-car Touchscreen.
- **Apple CarPlay®** – is also designed for increased safety, enabling the use of apps while allowing the driver to concentrate on the road ahead. Connect your Apple smartphone to your car to use compatible apps such as maps, messages and music through the Touchscreen.

\*Do not use Land Rover InControl® features under conditions that will affect your safety or the safety of others. Driving while distracted can result in loss of vehicle control.

Information and images displayed in relation to the InControl technology, including screens or sequences, are subject to software updates, version control and other system/visual changes depending on options selected. Mobile network connectivity cannot be guaranteed in all locations. Remote App will need to be downloaded from the Apple/Play Store. All in-car features should be used by drivers only when safe for them to do so. Drivers must ensure they are in full control of the vehicle at all times.

The Bluetooth word mark and logos are owned by the Bluetooth SIG, Inc. and any use of such marks by Land Rover is under license. iPhone® is a registered trademark of Apple Inc., registered in the US and other countries. Please ensure iPhone compatibility is reviewed with your local Land Rover Retailer.

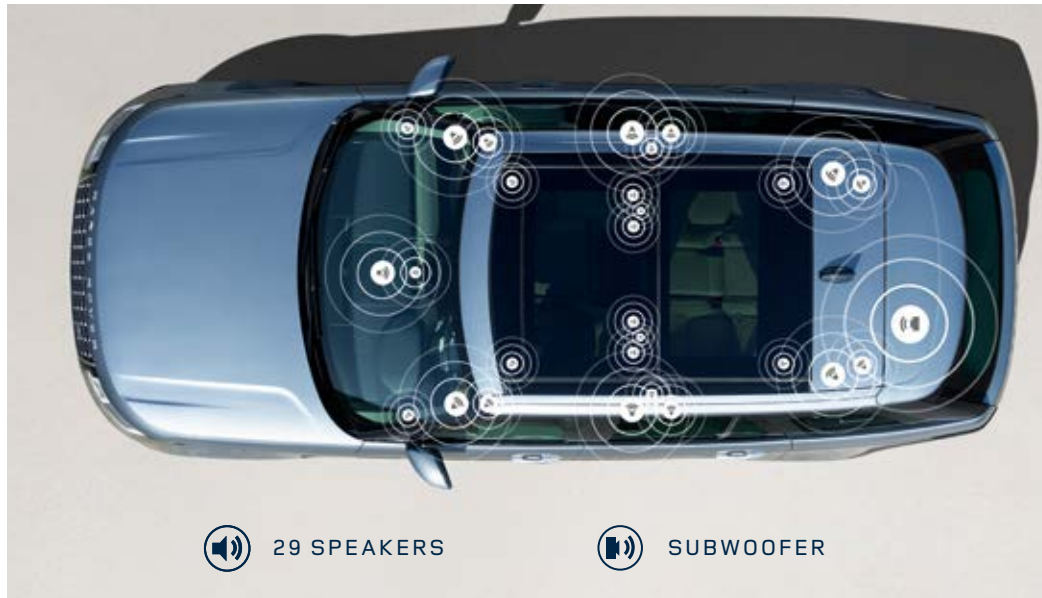
Android™ is a trademark of Google Inc. Apple Watch® and Apple Carplay® are registered trademarks of Apple Inc., registered in the US and other countries.





# AUDIO

A vehicle's cabin is the ideal place within which to experience your personal choice of music, and the Range Rover has the option of three different audio systems to bring your music to life:



## MERIDIAN™ SOUND SYSTEM

Great definition, crystal-clear highs and full, deep bass - delivered through the careful arrangement of 13 speakers, including a dual-channel subwoofer.

## MERIDIAN SURROUND SOUND SYSTEM

All the fullness and clarity of a live performance delivered through an arrangement of 19 speakers, including a dual-channel subwoofer - seamlessly brought together using Trifield™ technology. Exclusive to Meridian, Trifield perfectly blends the center and surround channels with left and right channels, ensuring an optimum, consistent sound experience for each passenger.

## MERIDIAN SIGNATURE SOUND SYSTEM

This delivers truly life-like reproduction, creating a profound, personal sound experience for every seat. World-first Trifield 3D technology takes surround sound to the next level - the Signature Sound System features 29 speakers including a dual channel subwoofer. Incredibly authentic, the sense of cabin space is expanded to a 3D experience - rendering all the instruments, performers and venues of your favorite performances in true scale and location.

## SIRIUSXM® SATELLITE RADIO\* AND HD RADIO™

The option of HD satellite radio technology offers improved sound quality, and a wide choice of stations and entertainment.

MODEL AVAILABILITY	RANGE ROVER	HSE	SUPERCHARGED	AUTOBIOGRAPHY	SVAUTOBIOGRAPHY DYNAMIC	SVAUTOBIOGRAPHY LONG WHEELBASE
Meridian™ Sound System	■	■	■	-	-	-
Meridian™ Surround Sound System	□	□**	□	-	-	-
Meridian™ Signature Sound System	-	-	-	■	■	■

■ Standard □ Optional - Not Available.

\*A three month trial subscription to the Sirius All Access Pack is included with the vehicle, which gives you access to 150+ channels of premium programming. Plus you can stream SiriusXM on your computer, smartphone or tablet - it's included in your trial. If you decide to continue service after your trial, the subscription plan you choose will automatically renew thereafter and you will be charged according to your chosen payment method at then-current rates. Fees and taxes apply. To cancel you must call SiriusXM at 1-866-635-2349. See the 22 SiriusXM Customer Agreement for complete terms at [siriusxm.com](http://siriusxm.com). All fees and programming are subject to change. SiriusXM satellite radio is not available in Alaska or Hawaii. \*\*Meridian™ Surround Sound System is standard on P400e HSE.

## MERIDIAN™

Formed in 1977 in Cambridgeshire, England, Land Rover’s audio partner Meridian has pioneered many firsts, including active speakers and the world’s first digital surround sound processor.

Meridian’s audio technology input has helped ensure that the Range Rover is the most superb space within which to experience sound. Meridian Cabin Correction technology was utilized to analyze cabin shape, acoustics and resonance characteristics in order to help remove unwanted sounds.

The advanced algorithm ensures that the rhythm, punch and timing of any piece of music are heard precisely how the artist intended, providing a consistently exceptional quality audio experience for all passengers in the vehicle.



## DIGITAL SIGNAL PROCESSING

Brings all elements of the audio system together as one, for performance that would otherwise require significantly larger speakers.



## MERIDIAN CABIN CORRECTION

The advanced algorithm of Meridian’s Cabin Correction tailors the sound experience to the precise acoustics of the Range Rover interior.



## MERIDIAN DIGITAL DITHER SHAPING

To maintain the quality of musical recordings, they are converted into a common digital format. Meridian Digital Dither Shaping ensures that digital signal conversions are made smoothly and seamlessly, preserving the finest details of the audio performance. The result is authentic musical conversion, evoking the emotions of the original recording.














## TRIFIELD™

Exclusive to Meridian, Trifield blends the center and surround channels seamlessly with left and right channels, delivering a consistent, concert-like experience for all occupants.



## TRIFIELD 3D

Building on Meridian’s proven Trifield surround sound technology - world-first in-car Trifield 3D truly brings musical performances to life. Through the addition of dedicated height channels, the sense of cabin space is expanded to a 3D experience, for a supreme sense of scale and definition to your music.

	UNIQUE MERIDIAN TECHNOLOGY	SPEAKERS	WATTS
MERIDIAN™ SOUND	  	13	380
MERIDIAN™ SURROUND SOUND	   	19	825
MERIDIAN™ SIGNATURE SOUND	   	29	1700

# DRIVER ASSISTANCE

## MAKING DRIVING EASIER

From negotiating city traffic or the highway, to providing additional assistance for you and your passengers, there's a wealth of innovative technologies available; either as standard, optional or as part of an optional pack. Whichever you choose, you'll find every single feature has been designed and engineered to heighten your enjoyment of the vehicle.

### STANDARD DRIVE FEATURES



Emergency Braking

- **Cruise Control and Speed Limiter** allow the driver to maintain the current speed of the vehicle without the need for continued use of the accelerator pedal, making driving easier and more enjoyable. The Speed Limiter will also allow the driver to pre-set a maximum specified speed, which the vehicle will not exceed. Both functions can be easily turned on or off by the driver as desired\*.
- **Emergency Braking** can help to prevent foreseeable collisions with other vehicles or pedestrians. If a potential frontal collision is detected, a warning is displayed to alert you to take action. A camera at the front of the vehicle monitors at speeds from 3 mph to 50 mph for frontal collisions and 3 mph to 37 mph\*\* for pedestrians. If a collision is still anticipated and you have taken no action<sup>†</sup>, this system will apply the brakes to help reduce the severity of the possible impact\*.

### OPTIONAL DRIVE FEATURES



Adaptive Cruise Control

- **Adaptive Cruise Control** works when you're cruising on the highway or traveling in slow-moving traffic. It is designed to keep your vehicle a set distance from the one in front, should it slow or stop. Should the vehicle in front stop completely, your vehicle is designed to come to a smooth stop\*. In stop-start traffic, Adaptive Cruise Control will automatically resume following the car in front. The system can be activated from 12 mph and once activated will operate up to highway speeds\*.
- **High-speed Emergency Braking<sup>1</sup>** is designed to detect when a potential frontal collision with another vehicle may occur, and displays a forward alert to warn the driver to brake. If the driver doesn't react<sup>†</sup>, the vehicle will deploy the brakes in order to reduce the severity of the possible impact. High-speed Emergency Braking is ready and active from 6 mph to 99 mph\*\*.

<sup>1</sup>Only available with Adaptive Cruise Control.

\*These systems are not a substitute for driving safely with due care and attention and will not function under all circumstances, speeds, weather and road conditions etc. Driver should not assume that these features will correct errors of judgment in driving. Please consult the owner's manual or your local authorized Land Rover Retailer for more details. \*\*Always follow local speed limits. <sup>†</sup>Please note that if any action is taken, even minimal steering, the Emergency Braking/High-speed Emergency Braking system will assume the driver resumed control of the vehicle and the system will automatically disengage.

## OPTIONAL DRIVE PACKS

### DRIVE PACK



Traffic Sign Recognition with Adaptive Speed Limiter

The optional Drive Pack offers a range of features that help keep you informed. The Drive Pack includes:

- **Driver Condition Monitor** is designed to detect if you're starting to feel drowsy and to give you an early warning when you need to take a break\*.
- **Blind Spot Monitor** is designed to alert you to vehicles in, or quickly approaching your blind spot. When a vehicle is detected, a small warning light will illuminate in the corresponding side mirror. If you apply the turn signal in the direction of the obstacle, the warning light will flash to highlight potential danger\*.
- **Traffic Sign Recognition** keeps you informed and aware on the road, by displaying speed limits and 'no passing' signs in the instrument cluster, where they can easily be seen. When activated, Adaptive Speed Limiter uses Traffic Sign Recognition information to adjust your vehicle's speed accordingly\*.
- **The Adaptive Speed Limiter** uses data from the Traffic Sign Recognition system to automatically select the speed limit. If the system detects the vehicle is above the speed limit, such as when entering a lower limit, the accelerator will be disabled allowing the vehicle to coast down to the limit. The driver can also apply the brakes to achieve this more quickly\*.

### DRIVE PRO PACK



Blind Spot Assist

For an even more relaxed drive, the optional Drive Pro Pack contains a wide range of driver assistance features including the Driver Condition Monitor and Traffic Sign Recognition with Adaptive Speed Limiter in the Drive Pack, plus:

- **Blind Spot Assist** is designed to help prevent foreseeable collisions. If your vehicle detects another car in your blind spot when you begin to change lanes, a small warning light illuminates in the corresponding side mirror and a steering torque encourages you to guide your vehicle away from the approaching vehicle\*.
- **Adaptive Cruise Control** - See page 36 for description.
- **High-speed Emergency Braking** - See page 36 for description.

## ENJOY STRESS-FREE PARKING

Range Rover offers the most advanced technologies to deliver intuitive and easy parking solutions. Whether reversing, parallel parking or getting into or out of tight spaces, these features make life easier. Available as standard, optional or as part of an option pack.

### STANDARD PARK FEATURES



Front and Rear Parking Aid

- **Front and Rear Parking Aid** helps make maneuvering even easier. When you select Reverse, or choose to activate them manually, sensors located in the front and rear bumpers are triggered. As you park, the Touchscreen display and audio feedback indicates how close you are to obstacles\*.
- **Rear Camera** provides improved visibility when reversing. Static lines representing the vehicle's outer perimeter and predicted path are superimposed on the rearward image, to make parking in tight spots as easy as possible\*. This valuable parking aid also helps when hitching a trailer.

### OPTIONAL PARK FEATURES



360° Surround Camera

- **360° Surround Camera** uses four digital cameras discretely placed around the vehicle, providing a 360° overhead view on the Touchscreen. With the capacity to display several different views at the same time, this helps with various maneuvers from parking by a curb, to getting in and out of tight spaces and intersections\*.

## OPTIONAL PARK PACKS

### PARK PACK



360° Parking Aid

The optional Park Pack assists you with maneuvering in tight spaces and in city environments, it features:

- **360° Parking Aid** gives you confidence when maneuvering in tight spaces. Sensors located around the vehicle are automatically triggered when Reverse is selected, or can be manually activated, with a graphic appearing on the Touchscreen showing an overhead view of the vehicle. As you park, the Touchscreen display and audio feedback indicates how close you are to obstacles\*.
- **Rear Traffic Monitor** is particularly useful when reversing out of a parking spot. The system warns you of vehicles, pedestrians or other hazards, approaching from either side of your vehicle. It will alert you with both audio and visual warnings, so you know what's behind you even when the view is obstructed\*.
- **Clear Exit Monitor** alerts rear passengers to any approaching cars, cyclists or other hazards before they leave the vehicle. As the rear seat passenger pulls the door handle to leave your vehicle, a warning light will flash on the rear door if an incoming obstacle is detected\*.


### PARK PRO PACK



Park Assist

The optional Park Pro Pack enables you to park and maneuver more easily in and out of tight spaces and into traffic that is obscured by buildings or other vehicles. It includes the 360° Parking Aid, Rear Traffic Monitor and Clear Exit Monitor in the Park Pack\*, plus:

- **Park Assist** makes parallel and perpendicular parking easier than ever by steering your vehicle into a suitable space. You just have to select the appropriate gear and control the vehicle's speed with the brake and accelerator pedals. Graphics and notifications guide you through the maneuvers. Park Assist will also steer you out of a parallel space, taking the stress out of parking\*.



## DRIVER ASSIST PACK

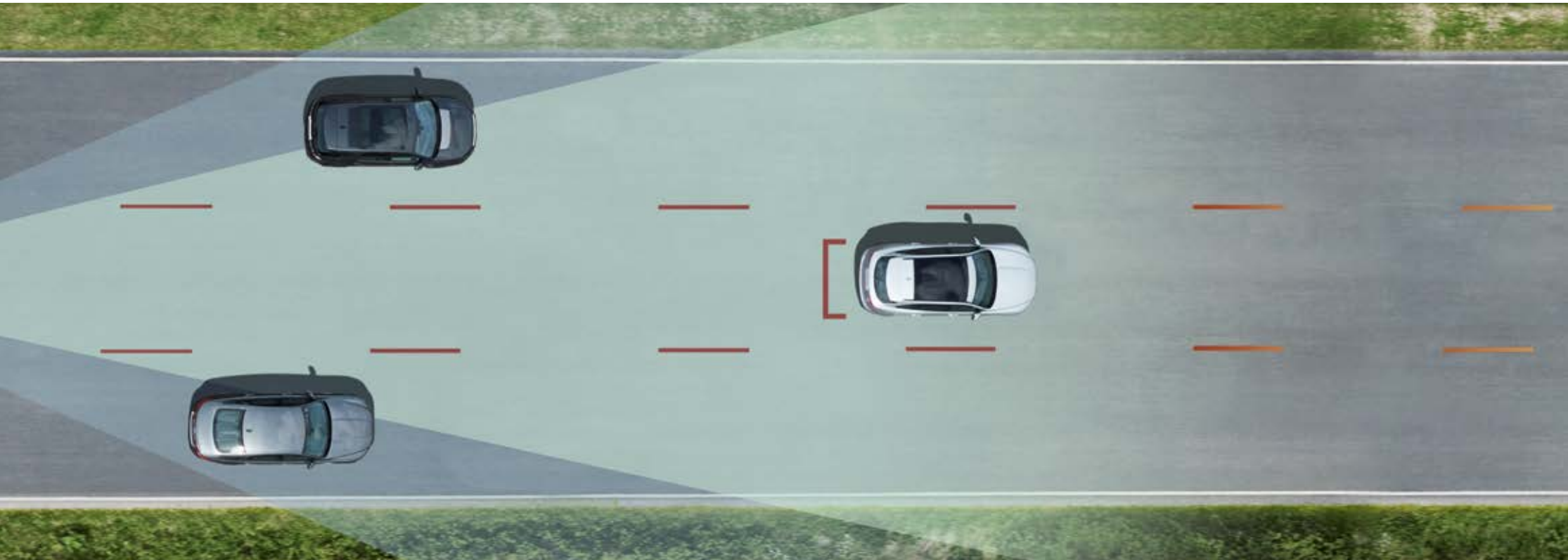
The optional Driver Assist Pack offers a wide range of driver aids, including the features found in the Drive Pro Pack (see page 37), the Park Pro Pack (see page 39) and the 360° Surround Camera. It also includes Adaptive Cruise Control with Steering Assist. Moderate steering interventions ensure that the physical effort of maintaining a central vehicle position is reduced\*.

  
FRONT CAMERA

  
FRONT RADAR

\*These systems are not a substitute for driving safely with due care and attention and will not function under all circumstances, speeds, weather and road conditions etc. Driver should not assume that these features will correct errors of judgment in driving. Please consult the owner's manual or your local authorized Land Rover Retailer for more details.  
Vehicle shown: 2020 Range Rover Autobiography in Byron Blue with Navy/Ivory interior with optional equipment.






#### ADAPTIVE CRUISE CONTROL WITH STEERING ASSIST\*

Adaptive Cruise Control with Steering Assist can be activated from 12 mph and once activated will operate between 0 mph and highway speeds. It begins functioning when you depress the 'Set' cruise button. A camera and radar then work together to track lanes ahead to maintain a central position for your vehicle, and moderate its speed according to the behavior of the traffic ahead of you. If the vehicle ahead slows, even to a standstill, the feature automatically slows your vehicle, and it can help bring it to a stop where necessary, to maintain a relaxed and composed drive in busy traffic situations.

Adaptive Cruise Control with Steering Assist works with you; as you keep your hands on the wheel anticipating the road ahead, the system assists with steering, braking and acceleration. Should you remove your hands from the wheel, the vehicle will provide a warning. If the warning is not heeded then the Steering Assist is deactivated but the Adaptive Cruise Control remains active\*.



## EFFICIENT TECHNOLOGIES

### SUSTAINABLE BY DESIGN

Land Rover are committed to producing vehicles that use more sustainable materials, produce less waste and use fewer natural resources as part of our approach to sustainable business. The development process of the Range Rover has included a full life-cycle assessment and has been designed to be 85 percent recyclable/re-usable and 95 percent recoverable at the end of the vehicle's life.

Our innovative design enables the use of a unique alloy in the vehicle body, made from up to 50 percent recycled aluminum derived from our closed-loop manufacturing process, retaining quality and performance but delivering lower life cycle CO<sub>2</sub> emissions. Closed-loop manufacturing means taking the scrap from the body pressings process, segregating it and re-melting it back into quality sheet aluminum at our supplier, to be used again to press out body panels, thereby reducing the need to use primary aluminum.

## ENGINE MANUFACTURING CENTER

Jaguar Land Rover's Engine Manufacturing Center, where our Ingenium engines are assembled, features one of the largest rooftop solar panel installations in the UK. Comprising of no fewer than 22,600 individual panels with 6.2MW generating capacity, the panels have the capability to provide up to 30 percent of the site's energy needs.

## SMART REGENERATIVE CHARGING

Smart regenerative charging prioritizes the charging of the battery when the vehicle is decelerating, to capture wasted kinetic energy and helping to reduce fuel consumption.

## LOW CO<sub>2</sub> TECHNOLOGIES

Range Rover powertrains incorporate a variety of low CO<sub>2</sub> technologies. Our intelligent Stop/Start system is designed to improve fuel efficiency and reduce emissions. Mild Hybrid Electric Vehicle (MHEV) - considered the next generation of Stop/Start technology - takes this even further. Our latest Plug-in Hybrid Electric Vehicle (PHEV) ensures both optimum performance and efficiency.



Please refer to the accompanying Technical Specification for full details on driveline, engine performance and fuel economy.

## DRIVER ASSISTANCE

# DRIVER ASSISTANCE

With its sophisticated design cues and use of materials, the Range Rover provides a strong all-aluminum monocoque body, while the elevated Command Driving Position provides enhanced visibility. You can see more of the road and be easily seen by other road users, providing an enhanced feeling of confidence.

It has also been engineered to include a wealth of standard features:

**Dynamic Stability Control (DSC)** monitors the dynamic behavior of the Range Rover, intervening to enhance vehicle stability. DSC reduces engine torque and applies braking to the appropriate wheels, to correct the vehicle's direction of travel by counteracting understeer or oversteer\*.

**Anti-lock Braking System (ABS)** helps the vehicle to maintain traction with the road surface while braking and prevents wheels from locking - thereby improving the vehicle's ability to steer. The system helps to shorten the braking distance.

**Electronic Brake-force Distribution (EBD)** automatically varies the braking force to each axle in order to help reduce stopping distance, while still maintaining stability and the vehicle's ability to steer\*.



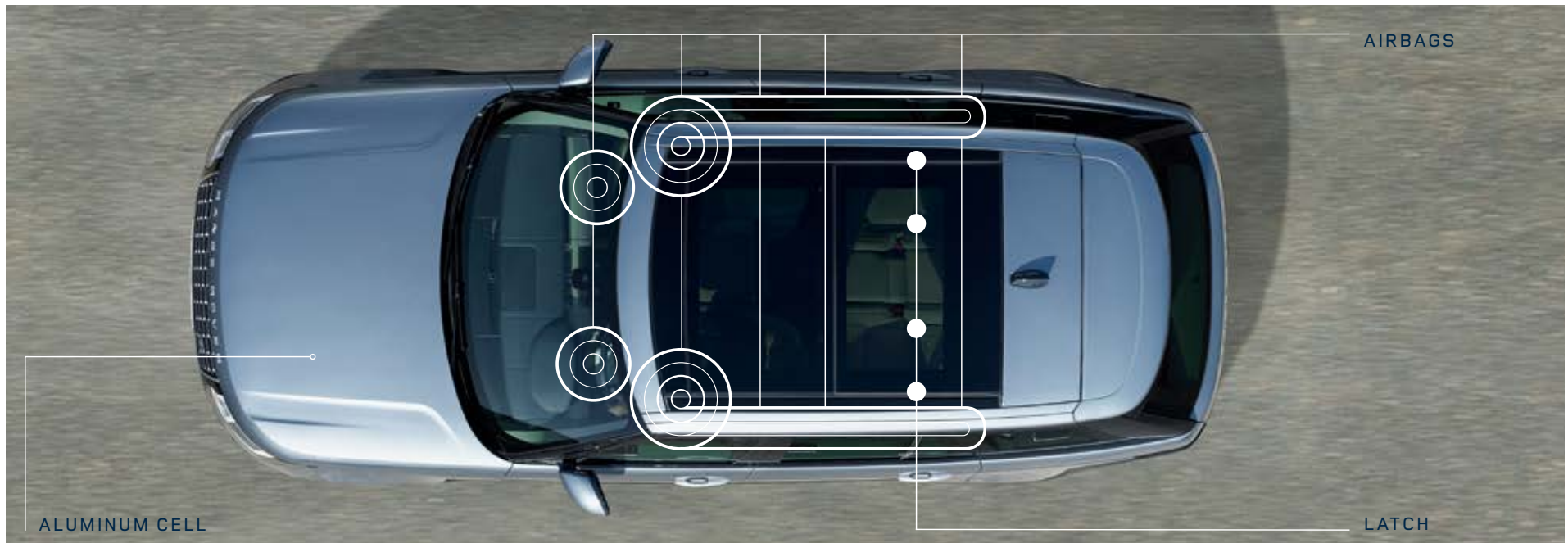
**Electronic Traction Control (ETC)** enhances traction and stability by controlling wheel spin. The ETC system reduces torque to the spinning wheel, then applies braking to the wheel, if required\*.

**Cornering Brake Control (CBC)** automatically varies the braking force to each wheel when the vehicle's brakes are applied around a corner, and the limit of grip is reached. The system is designed to prevent the vehicle's wheels from locking up and skidding in this event, through varying the braking force applied to each wheel\*.

**Roll Stability Control (RSC)** is integrated with DSC to help reduce the possibility of rollover, while providing agility and ability to steer around obstacles. It monitors the vehicle motion and cornering forces to detect any potential risk of rollover. When risk is detected, braking is applied to the outside front wheel to reduce forces which contribute to rollover\*.

**Emergency Brake Assist** understands when you apply the brakes quickly but without the necessary force to maximize stopping performance. It boosts the brake pressure through the ABS pump to help reduce the stopping distance\*.

**Airbags\*\* and LATCH** - for easier installation, LATCH points on the rear seats are easy to access and additional protection is offered by seat belt pretensioners, which are activated in conjunction with the Supplementary Restraint System (SRS) to provide extra protection in the event of a severe frontal impact. They automatically reduce any slack in a seat belt to reduce forward movement. To further protect you, there is a comprehensive system of airbags including driver and passenger airbags, side curtain and thorax.



\*\*Please remember that the safety belts in a vehicle constitute the primary protection system for driver and passengers in collisions. Airbags are not designed to deploy in all collisions. The airbag Supplemental Restraint System (SRS) is a supplement to the safety belts and is designed to work as a system with the safety belts. Although airbags provide additional protection, airbags without safety belts do not provide optimal protection in a crash. Always wear your safety belts. Children younger than 13 years old should always be properly restrained in a back seat, away from airbags. Never place an infant seat in the front seat.



# LIGHTING TECHNOLOGY

The Range Rover features all-around exterior LED lighting with standard features, including signature Daytime Running Lights, automatic headlights and power wash. LED lights are designed to last and are more energy efficient. Also, the quality of light produced is closer to daylight conditions, so driving at night becomes less tiring.

The standard Premium LED headlights can be enhanced by the optional Auto High Beam Assist<sup>1</sup> which turns on the main beam and lowers it when other road users are detected.

HEADLIGHT FEATURES	PREMIUM LED HEADLIGHTS WITH SIGNATURE DRL
Number of LEDs per vehicle	24
Auto High Beam Assist (AHBA)	□
Headlight power wash	■

■ Standard □ Optional.

<sup>1</sup>Only available as part of the Vision Assist Pack.





AUTOMATIC ACCESS HEIGHT 1.9 INCHES



## VERSATILITY

# TRULY FLEXIBLE

### ELEGANT ARRIVAL

There's a bounty of features to make every trip even more comfortable and enjoyable than ever. **Automatic Access Height** allows you to get in and out of the vehicle with greater ease and elegance, as this feature lowers the vehicle by as much as 1.9 inches when activated. Prior to leaving the vehicle, the optional **Clear Exit Monitor** provides an alert to rear seat passengers to prevent them opening the door into approaching obstacles\*. The vehicle is also available with optional **soft door close** to provide power latching on the front and rear doors.

### INTERIOR CLIMATE

To prevent the cabin from overheating in the sun and minimize demands on the air conditioning, the **auto sunblind** closes automatically when passengers have disembarked and the doors locked. When the vehicle is re-opened the sunblind returns to the position prior to it auto-closing. The optional **Cabin Air Ionization** with **Nanoe™** technology ionizes particles in the air, making them attract to surfaces thus helping to cleanse the air. It can be switched on or off.

And optional **Four-zone Climate Control** can also make life more comfortable by adjusting the temperature levels, direction and intensity of airflow.

\*These systems are not a substitute for driving safely with due care and attention and will not function under all circumstances, speeds, weather and road conditions, etc. Driver should not assume that these systems will correct errors of judgment in driving. Please consult the owner's manual or your local authorized Land Rover Retailer for more details.

Nanoe™ is a trademark of Panasonic Corporation.

Vehicle shown: 2020 Range Rover Autobiography in Byron Blue with optional equipment.



## ACTIVITY KEY

With the optional **Activity Key** you can enjoy your favorite activities and keep your vehicle key securely in the vehicle. For extra convenience, you can strap the Activity Key to your wrist. The wristband is robust and fully waterproof, allowing you to take part in a range of activities from horse riding to swimming. Simply touch your Activity Key on the tailgate (to the first 'R' within 'Rover' on the 'Range Rover' tailgate script) to lock or unlock the car and deactivate or reactivate the conventional key fob.

## TAILGATE

The split tailgate is distinctly Range Rover. Its electrically operated upper and lower tailgates help provide a platform for social and sporting events, coupled with greater protection from the elements. **Powered gesture tailgate** allows you to open and close the tailgate from the curb, without needing to touch either the vehicle or the key fob. And as the system is compatible with optional towing solutions, you can still tackle demanding situations with the least amount of fuss. Access to the cargo space is enhanced with **Rear Height Adjust** which lowers the rear suspension by up to 1.9 inches when the tailgate is opened. This creates a more natural ramp angle for ease of loading.





## BENCH SEATING



5 SEATS

DRY 25.0/25.0 CU.FT (SWB/LWB)	WET 31.8/31.8 CU.FT (SWB/LWB)
--	--



4 SEATS

DRY 38.9/40.8 CU.FT (SWB/LWB)	WET 46.5/49.3 CU.FT (SWB/LWB)
--	--



3 SEATS

DRY 45.9/49.1 CU.FT (SWB/LWB)	WET 53.9/58.1 CU.FT (SWB/LWB)
--	--



2 SEATS

DRY 59.8/65.5 CU.FT (SWB/LWB)	WET 68.6/75.6 CU.FT (SWB/LWB)
--	--

## INTELLIGENT SEAT CARGO MODE/CONVENIENCE FOLD

**Intelligent Seat Cargo Mode** – enabling the power fold of the rear seats, while moving the front seats forward and preventing obstruction – is fitted with all 60:40 bench seats with power recline and load through (ideal for long items such as skis).

**Convenience Fold**, available with the optional rear Executive Class seats only, allows you to configure the rear seats via the upper Touchscreen or an app on your smartphone, which can be helpful when returning to your vehicle with an armful of shopping bags or an awkward load.

## REAR EXECUTIVE CLASS SEATING



## POWER AND STORAGE

With two optional 110V/150W power outlets, up to five 12V sockets and up to seven USB ports located throughout the cabin, multiple electronic devices can be charged on the go. And to ensure your cabin is clutter-free, there is increased storage space including a recess specifically for smartphones in the front center console compartment. In addition to the optional front center cooler compartment, a front center refrigerator compartment can be specified as an alternative, to provide the luxury of cooling drinks on demand. It can accommodate up to four 16 oz. bottles and maintain them at a temperature of 41°F, with the ability to perform a rapid cool to quickly chill your drink.



Dry: Volume as measured with VDA-compliant solid blocks (7.9 inches x 2.0 inches x 3.9 inches).

Wet: Volume as measured by simulating the cargo space filled with liquid. Please refer to the accompanying Technical Specifications for full details.

# TOWING

With a towing capacity of up to 7,716 lbs<sup>1</sup> and by incorporating tailored technologies, the Range Rover can handle the most demanding of tasks.

## TOW HITCH ASSIST

Tow Hitch Assist makes coupling a trailer to the vehicle much easier by helping you visualize the hitching process; it displays the predicted path of the vehicle tow ball towards the trailer tow bar on the Touchscreen. Standard with Rear Camera\*.

## REAR HEIGHT ADJUST

Rear Height Adjust allows the use of switches in the cargo space or on the key fob to lower the rear suspension height by up to 1.9 inches – useful when loading or unloading cumbersome items, or when hitching, unhitching or loading a trailer.

## TOW ASSIST

On the road, the Tow Assist feature helps with reversing by predicting the trailer's direction. You can even choose your trailer's width for precise guidelines displayed on the Touchscreen. Standard with 360° Surround Camera\*.

## ADVANCED TOW ASSIST<sup>2</sup>

Advanced Tow Assist allows you to control the direction of your trailer when reversing by using the rotary Terrain Response® 2 controller. The optional system will control the vehicle's steering to achieve the desired trailer trajectory\*.

## TRAILER STABILITY ASSIST

Trailer Stability Assist (TSA) gives you greater stability when towing. Should TSA detect a dangerous trailer sway situation is developing, it can help you regain control by gradually reducing the speed, through lowering engine power and applying the brakes individually on each side of the vehicle to help control the sway\*.



\*These systems are not a substitute for driving safely with due care and attention and will not function under all circumstances, speeds, weather and road conditions etc. Driver should not assume that these features will correct errors of judgment in driving. Please consult the owner's manual or your local authorized Land Rover Retailer for more details.

<sup>1</sup>5,511 lbs limit on P400e. <sup>2</sup>Only available with 360° Surround Camera and Terrain Response 2.

Vehicle shown: 2020 Range Rover Autobiography in Byron Blue with optional equipment.







SPECIAL VEHICLE OPERATIONS

## SVAUTOBIOGRAPHY DYNAMIC

### EXTERIOR

Designed and engineered by Special Vehicle Operations (SVO) – the Land Rover center of excellence for bespoke commissions, luxury editions and performance models – the SVAutobiography Dynamic offers the pinnacle in performance and luxury.

Designed for luxury performance, the flowing lines and contemporary design of SVAutobiography Dynamic will turn heads all over the world. With a tuned chassis, steering, exhaust and suspension, the SVAutobiography Dynamic sits 0.3 inches lower than a standard Range Rover – its aggressive stance hinting at the power and performance contained within. Unique Graphite Atlas accents, distinctive Red Land Rover branded brake calipers and exclusive wheels add to the performance appeal of the vehicle. The SVAutobiography Dynamic provides a new level of agility and performance for the driver to enjoy.



## INTERIOR

Encapsulating luxurious comfort and style, the interior of Range Rover SVAutobiography Dynamic epitomizes the very best in sublime craftsmanship. Alluring to the touch, only the very finest Diamond Quilted leathers feature within the cabin. A knurled finish to interior features, including the Stop/Start button and foot pedals, add to the sense of refinement. The rotary shifter and Steel Weave Carbon Fiber finishers reflect the distinctive personality of the SVAutobiography Dynamic.



Actual seats have new cushions and interlayers with softer, looser leather to optimize these features. Please refer to your Land Rover Retailer for more information.

Interior shown: Range Rover SVAutobiography Dynamic in Ebony/Vintage Tan with Ebony/Vintage Tan seats and Steel Weave Carbon Fiber veneer with optional equipment.





# SVAUTOBIOGRAPHY LONG WHEELBASE

## EXTERIOR

Craftsmanship never goes out of style, and over 45 years of expertise in designing the Range Rover is manifested in each SVAutobiography Long Wheelbase. Every tailored aspect whispers elegance and attention to detail. Approaching the front, each vehicle is crafted with luxury design cues, such as the unique front grille and 'Range Rover' front and rear script with a dark knurled effect edged in Bright Chrome.

The SVAutobiography Long Wheelbase retains a poised stance, even with the 7.8 inches extra length. Body-colored side vent graphics are punctuated by Bright Chrome inserts, with Bright Chrome door handle surrounds and tailgate finisher. Unique 21" and 22" wheel choices complete the luxury design.

To reflect your personal taste, the option of exterior Duo Tone paint allows customers to specify the vehicle in one of eight exterior colors\* below the waistline, with a Santorini Black, Aruba or Eiger Grey finish above the waistline to produce a prestigious appearance.



\*Duo Tone paint available on SVAutobiography Long Wheelbase.

Vehicle shown right: Range Rover SVAutobiography Long Wheelbase with Duo Tone paint in Eiger Grey and Santorini Black with optional equipment.







## INTERIOR

Power close rear doors at the touch of a button in the interior of SVAutobiography Long Wheelbase is the epitome of refined, sophisticated and indulgent living. Attention to the finest detail is in everything you see and touch. From the rear center console's power deployable tables to the exclusive Diamond Quilted leather seats and rear seat refrigerated compartment, the vehicle exudes confidence and a calm, collected air.

A knurled finish to interior features such as the Stop/Start button, Zenith clock, rotary shifter and armrest adjusters, all add to the refined look. The leather-wrapped sides of the parcel shelf and cargo space, and Comfort Plus Executive Class seats come as standard. This ensures every journey is a truly relaxing experience.

Optional features include a power deployable cargo space floor in veneer or carpet finish and a tailgate event seating system. This provides two comfortable luxury leather seats which mount to the tailgate when the vehicle is stationary, for participating in outdoor events.



## CHOOSE YOUR OPTIONS AND LAND ROVER GEAR

A wealth of line-fit options are available to select from at the point of ordering your new vehicle, to help you express your individuality and appoint your Range Rover with the premium features you require. For full feature and option availability please refer to the accompanying Specification Guide or visit your local Land Rover Retailer.





---

## EXTERIOR FEATURES

---

Soft door close (See page 48)  
Public Charging Cable (Wallbox and public charging for P400e only).

---

## GLASS AND EXTERIOR MIRRORS

---

Heated windshield.

---

## ROOF OPTIONS

---

Black contrast roof  
(standard on SV Autobiography Dynamic).

---

## EXTERIOR STYLING

---

Satin body-colored exterior accents - Satin body-colored side vent graphic and side accent graphic  
Atlas exterior accents - Atlas side vent graphic and side accent graphic  
Carbon Fiber Engine Cover (SV Autobiography Dynamic only).

---

## WHEELS

---

Reduced section alloy spare wheel  
Full size spare wheel.

---

## INTERIOR FEATURES

---

Carpet Mats<sup>1</sup>  
Premium Carpet Mats<sup>1</sup>  
Heated steering wheel  
Wood and leather steering wheel  
Illuminated aluminum treadplates with Range Rover script<sup>1</sup>  
**First and second row Smoker's Pack** - Includes cigar lighter and removable ash can in first row, and cigar lighter and ash can in second row  
Front center console cooler compartment  
Front center console refrigerator compartment  
Four-zone Climate Control (See page 48)  
Cabin Air Ionization (See page 48).

---

## HEADLINING

---

Ebony Morzine headlining  
Leather headlining  
Suedecloth headlining.

---

## SEATING

---

Front seats: 16/20/22/24-way, heated, cooled, massage, power recline  
Rear seats: heated, cooled, massage, rear Executive Class seats  
Grained leather, Windsor leather, Semi-Aniline leather, quilted Semi-Aniline leather, quilted Poltrona Frau leather (SV Autobiography Long Wheelbase only).

<sup>1</sup>Retailer fit option. Retailer fit options can be fitted following the point of order or at any stage during the ownership period.

---

## DRIVING DYNAMICS

---

All Terrain Progress Control (ATPC) (See page 27)

Terrain Response® 2 (See page 25)

Active Rear Locking Differential (See page 26).

---

## INFOTAINMENT AND AUDIO

---

See pages 29-35

110V/150W power outlet located in second row and cargo space

**Entertainment Pack** - Meridian™ Surround Sound System, CD/DVD player, 10" Rear Seat Entertainment, 110V/150W power outlet located in second row and cargo space

**Signature Entertainment Pack** - CD/DVD player, 10" Rear Seat Entertainment, 110V/150W power outlet located in second row and cargo space.

---

## SECURITY

---

Activity Key (See page 49).

---

## ADVANCED DRIVER ASSISTANCE SYSTEMS

---

360° Surround Camera (See page 38)

Head-up Display (See page 29)

Adaptive Cruise Control (See page 36)

Driver Assist Pack (See page 40)

**Drive Pack** (See page 37)

**Drive Pro Pack** (See page 37)

**Park Pack** (See page 39)

**Park Pro Pack** (See page 39)

Adaptive Cruise Control with Steering Assist (See page 41).

---

## HEADLIGHTS AND LIGHTING

---

See page 47

Front fog lights

**Vision Assist Pack** - Auto High Beam Assist (AHBA), Front fog lights, Configurable Ambient Interior Lighting (See page 13), Head-up Display (See page 29).

---

## TOWING

---

Advanced Tow Assist (See page 52)

**Towing Pack** - Electrically deployable tow bar, Advanced Tow Assist, Activity Key (See page 49).





## LAND ROVER GEAR – ACCESSORIES

### DESIGN

#### SVO Design Pack\*

SVO Design Pack provides a purposeful, dynamic and stunning styling enhancement that allows customers to add their own stamp of individuality by tailoring their Range Rover. Exterior features include a unique front bumper with integrated tailpipes, side vents, grille and side sill claddings.

#### Noble Chrome Mirror Covers

Noble Chrome plated Mirror Covers designed to enhance the Range Rover's exterior styling cues. This neat styling upgrade complements various Dark Atlas, Light Atlas and Bright finish exterior trims.

#### Sport Pedal Kit

Alternative pedal covers for an interior styling enhancement featuring a Bright finish. Manufactured from polished and etched stainless steel and features hidden fixings for a clean finish.

#### Illuminated treadplates

Illuminated treadplates with Range Rover lettering and halo surround. Rear treadplates feature illuminated halo only.

#### Personalized Illuminated treadplates

Personalized Illuminated treadplates allow you to choose a personalized message using an approved set of fonts/typefaces which will be highlighted in white illumination when the front doors are open.

#### Gearshift paddles

Complete the look and feel of your steering wheel with premium aluminum paddles. Gearshift paddles are machine polished, anodized and hand brushed to provide exceptional wear resistance with a premium finish.



SVO Design Pack

### LIFESTYLE

#### Deployable side steps

These smart, practical steps make it easier to get in and out of the vehicle. Neatly stowed under the sills, the side steps automatically deploy as soon as the door is opened, or when activated by the key fob. They stow automatically when the door is closed. The side steps are sensitive to obstructions and will not deploy in off-road or low-range settings. Automatic mode can be overridden to allow access to the roof when the doors are closed. The deployable side steps are compatible with front mudflaps and feature a Stainless Steel finish with laser etched Range Rover branding.

#### Fixed side steps

Complete with a rubber tread mat and Brushed Stainless Steel trim, the fixed side steps provide easy access/exit to the vehicle's cabin and aid access to the roof. With embossed Range Rover branding, exterior Bright work and Bright Anodized Aluminum edge trim finish, they complement the vehicle's exterior styling cues.

#### Rubber mats

Rubber footwell mats for front and second row occupants help provide protection from general dirt. Featuring Bright accent Range Rover ingot and durable metal corner pieces.

#### Click and Go System

The Click and Go range is a multi-purpose seat back system for second row passengers. The versatile Click and Go base fixes between the headrest mountings, and further attachments can be added to hold tablets, bags, and shirts or jackets. Each attachment is sold separately. The base can be easily removed when not in use.



Deployable side steps

\*Offered for SWB only. Only applicable for vehicles fitted with fog lamps. Not available for Plug-in Hybrid Electric Vehicles. Mudflaps, front and rear, not available with SVO Design Pack.

---

## SPORTING

---

### Sports roof box\*

Sleek, aerodynamically designed sports roof box with a Gloss Black finish which can be mounted on either side of the vehicle for curbside opening. Internal retention system for skis or other long loads. Lockable for security.

### Wheel Mounted Roof Bike Carrier\*

Roof mounted, lockable bike carrier designed for holding a single bike up to 44 lbs.

### Aqua Sports Carrier\*

Carries a sailboard, canoe or kayak. Includes lockable multi-purpose holder to carry oars or paddles. Tilts to facilitate easy loading/unloading. Features lockable straps and rubber supports to maintain optimum weight distribution, whilst protecting the kayak and vehicle from scratches/scuffs. Maximum load capacity 99 lbs.

### Ski/Snowboard Carrier\*

Carries four pairs of skis or two snowboards and incorporates slider rails for easy loading, is also lockable for security. Maximum payload 79 lbs.



Wheel Mounted Roof Bike Carrier



Aqua Sports Carrier



## OUTDOOR

### Tailgate event seating in Ebony Leather

The tailgate event seating is handcrafted from beautiful Ebony Windsor leather with a highly durable aluminum frame. Stowed in the cargo space, these seats can be quickly and easily fitted to provide comfortable seating for two adults on the lower tailgate, when the vehicle is stationary. The seats come complete with a luxury storage bag with soft lining, which also acts as a useful protective mat to prevent the users' clothes coming into contact with the exterior vehicle surfaces when in use.

### Mudflaps\*\*

Mudflaps are a popular upgrade for reducing spray and ensuring paintwork is protected from debris and dirt. Designed to complement vehicle exterior styling.

### Center armrest cooler/warmer box

Food and drinks cooler and warmer that acts as a rear center armrest. With a leather-covered top, it is held in place by the center seat belt and powered from the rear auxiliary socket. Ideal for long journeys with the family.

### Roof rails\*

Roof rails facilitate easy fitment of cross bars for roof carrying. Pre-set positioning points ensure cross bars are fixed in optimum position for weight distribution and dynamics.

### Cross bars\*

Elegant, durable Bright finish aluminum cross bars (with T-track design which utilizes the full length of the bars) providing space to mount multiple accessories. Aerodynamic profile minimizes drag and wind noise. The incremental height when fitted is 3.6 inches.

### Luggage Carrier\*

Flexible rack system to facilitate roof carrying. Maximum load capacity of accessory is 165 lbs.



Tailgate event seating in Ebony leather



Center armrest cooler/warmer box

---

## TOURING

---

### **iPhone Connect and Charge Dock**

The iPhone Connect and Charge Dock has been designed to charge utilizing the cup holder space in the central console. When connected, the iPhone's media is accessible and has the ability to be controlled via the integrated infotainment/audio system. The 'cut-out' design of the holder is such that the home button is also accessible for use when parked. The iPhone USB charger can be easily disconnected if the USB connection is required for other use.

### **Wireless Phone Charging Cupholder**

The Wireless Phone Charging Cupholder has been designed to charge utilizing the cupholder space in the center console. The holder will accommodate varying phone sizes securely in place. The charger displays an LED light to indicate when charging, and turns off when complete. Fits phones up to 2.65 inches wide.



Wireless Phone Charging Cupholder



## PET PRODUCTS

### **Pet Cargo Space Protection Pack**

Designed to provide water resistant protection and easy cleaning of the cargo space from wet and muddy paws. Combines the quilted cargo space liner\*, full height luggage partition and Spill Resistant Water Bowl.

### **Pet Transportation Pack**

Convenient option to provide a comfortable environment for transporting pets, which can be fitted or removed quickly as and when required. Combines the Foldable Pet Carrier, Spill Resistant Water Bowl and cargo space rubber mat.

### **Pet Care and Access Pack**

Taking the effort out of transporting pets, this option ensures everything required is to hand to transport pets in comfort. Combines the full height luggage partition, quilted cargo space liner\*, pet access ramp and portable rinse system.

### **Quilted cargo space Liner\***

A tailored liner which covers and protects the cargo space floor, second row seat backs and cargo space side walls up to window height. Manufactured from a soft quilted fabric, with an integral rubber mat and detachable bumper protector, it is ideal for owners who regularly carry pets in the cargo space of their vehicle.

### **Foldable Pet Carrier**

The Foldable Pet Carrier provides a safe, comfortable environment for the transportation of pets. Manufactured from a durable 600D nylon, the Foldable Pet Carrier has a lightweight metal frame and includes a quilted fabric cushion, net windows and a spring loaded locking mechanism which snaps into place when required. Windsor leather carry handles and corner pieces provide a premium finish, with a side pocket providing a convenient stowage option for other pet accessories or small items.



Pet Cargo Space Protection Pack



Pet Transportation Pack

\*Not available with PHEV.

# THE WORLD OF LAND ROVER

Your Land Rover has been designed and engineered to help you make more of your world. It can take you to places other vehicles simply can't reach, in a style that cannot be matched. To celebrate the Land Rover lifestyle, we've put together a range of experiences, publications and the Land Rover Lifestyle Collection. There's a world to explore. Get out there and enjoy it.

## EXPERIENCE DRIVES



Professional driver on closed course. Do not attempt.

Bring out your adventurous side and experience Land Rover's legendary capability for yourself. Under the expert guidance of a world-class instructor, head to the most exciting and challenging off-road terrains and take the vehicle to its limits.

[experience.landroverusa.com](http://experience.landroverusa.com)

## ADVENTURE TRAVEL



Professional driver on closed course. Do not attempt.

From the sheer exhilaration of the Arctic ice to the awe-inspiring dunes of Namibia, Land Rover Adventure Travel offers you once-in-a-lifetime experiences that bring the spirit and emotion of our vehicles to life.

[experience.landroverusa.com/travel/index](http://experience.landroverusa.com/travel/index)

Follow us on:



## MANUFACTURING TOURS



This is a unique opportunity to step inside our state-of-the-art manufacturing facilities and see where the latest vehicles are born. Taking you behind the scenes, our expert tour guides will show you how Land Rover combines unrivaled craftsmanship with cutting-edge robotics.

[landrover.com/tours](https://landrover.com/tours)

## SPECIAL VEHICLE OPERATIONS



Whether it's class-leading luxury, thrilling performance or extreme all-terrain capability, Land Rover excels. Special Vehicle Operations takes this even further. Delivering the absolute pinnacle of Land Rover engineering and design, each vehicle combines peerless refinement with power and cutting-edge technology, which is why the SV badge represents so much.

[landroverusa.com/special-vehicle-operations](https://landroverusa.com/special-vehicle-operations)

## THE LAND ROVER LIFESTYLE COLLECTION



Our latest range of clothing and lifestyle accessories are crafted with the same design excellence and attention to detail as our vehicles. Inspired by our unique heritage, there is something for the whole family.

[landrover.com/collection](http://landrover.com/collection)

## ONELIFE MAGAZINE



Free twice a year for your first three years as a Land Rover owner, this award-winning magazine features the best in photography, authoritative journalism and expert insights. Onelife takes you right into the heart of exclusive experiences and extraordinary adventures, whilst keeping you up to date with the latest innovations, design and lifestyle choices.

[landrover.com/onelife](http://landrover.com/onelife)



Follow us on:



## BRAND PARTNERSHIPS



Integrity. Courage. Pride. These are the values that Land Rover shares with its partners. Whether it's the Invictus Games, Virgin Galactic, Rugby World Cup 2019™ or the British and Irish Lions, each one is driven by exceptional people. Those who push their capabilities to the very limits and champion the determination to go above and beyond.

[landroverusa.com/experiences/events-and-sponsorships](https://landroverusa.com/experiences/events-and-sponsorships)

## HUMANITARIAN PARTNERSHIPS



Since 1954, Land Rover is proud to have supported the incredible humanitarian work of the International Federation of Red Cross and Red Crescent Societies (IFRC). Through vehicles, funding and combined expertise, this ambitious global partnership has helped to transform the lives of over one million people, across four continents.

[landroverusa.com/our-story/social-responsibility/index](https://landroverusa.com/our-story/social-responsibility/index)



# YOUR PEACE OF MIND

## CUSTOMER SERVICE

When you bring your Land Rover vehicle to us, we use proprietary Land Rover diagnostic equipment to assess all your vehicle's mechanical and electronic systems. Our factory-trained Technicians use tools specifically designed for our vehicles and only fit genuine Land Rover parts and accessories. A choice of service plans are available which, together with Roadside Assistance, ensures complete peace of mind.

**For further details contact your local Land Rover Retailer or search 'Land Rover Ownership'.**

## LAND ROVER ROADSIDE ASSISTANCE

Land Rover Assistance provides assistance in motoring emergencies, from immobilization due to breakdown, to minor problems such as punctures. You can rely on our roadside assistance, whatever the situation, anywhere in North America during the vehicle warranty period.

**For further details please consult your Warranty Benefits handbook, contact your nearest Land Rover Approved Service Center or search 'Land Rover Roadside Assistance'.**

**IMPORTANT NOTICE:** Jaguar Land Rover Limited is constantly seeking ways to improve the specification, design and production of its vehicles, parts and accessories and alterations take place continually. While every effort is made to produce up to date literature, this brochure should not be regarded as an infallible guide to current specifications or availability, nor does it constitute an offer for the sale of any particular vehicle, part or accessory. Distributors and Retailers are not agents of Jaguar Land Rover Limited by any express or implied undertaking or representation.

Images are provided for illustrative purposes only. Colors reproduced on-screen may vary compared to actual finish. The company reserves the right to alter or withdraw any color finish without notice. Some of these colors may not be obtainable in your country. Please check availability of colors and current specifications with your Land Rover Retailer.

## TECHNICAL SPECIFICATION

If not enclosed, please contact your local Land Rover Retailer.

## LAND ROVER FINANCIAL SERVICES

Getting the keys to your very own Land Rover has never been so simple. And it's more affordable than you might think. New or used, for personal or business use, we have an option that puts you in complete control.

**For further details contact your local Land Rover Retailer or search 'Land Rover Finance'.**

## FLEET & BUSINESS

Land Rover is dedicated to being the premium manufacturer of choice for fleets and businesses, by providing a highly attractive range of vehicles and exemplary customer service. Distinctive, capable and versatile, all Land Rover vehicles deliver low Total Cost of Ownership through strong residual values, competitive service and low maintenance and repair costs.

We are also committed to providing a totally customer-focused aftersales service, which will ensure every Land Rover vehicle is kept on the road and in top condition, in the easiest and most cost-efficient way for businesses.

**Search 'Land Rover Fleet and Business' for full details.**

Distributors and retailers are not agents of Jaguar Land Rover Limited and have absolutely no authority to bind Jaguar Land Rover Limited to any express or implied undertaking or representation.

Castrol EDGE Professional recommended by Land Rover.

Vehicle shown: 2020 Range Rover Autobiography in Byron Blue with optional equipment.

## Jaguar Land Rover North America, LLC

100 Jaguar Land Rover Way  
Mahwah, NJ 07495-1100

[landroverusa.com](http://landroverusa.com)

© 2019 Jaguar Land Rover North America, LLC

1L4052010000BUSEN01P

TO LEARN MORE ABOUT THE RANGE ROVER, CURRENT OFFERS  
AND TO BUILD YOUR OWN, CLICK BELOW

> [landroverusa.com](http://landroverusa.com)



# RANGE ROVER

TECHNICAL SPECIFICATION  
2020



ABOVE & BEYOND



# ENGINES - SWB

You can select from a choice of diesel or gas engines. These engines are designed for clean and efficient combustion and are all equipped with Stop/Start technology and smart regenerative charging.

Configure your Range Rover at [landroverusa.com](http://landroverusa.com)

## TECHNICAL SPECIFICATION

POWERTRAIN	DIESEL	GAS PHEV	GAS MHEV		GAS	
	3.0L TDV6	P400e	P360	P400	5.0L V8 SUPERCHARGED	
Mild Hybrid Electric Vehicle (MHEV)	-	-	■	■	-	-
Transmission	Automatic	Automatic	Automatic	Automatic	Automatic	Automatic
Driveline	All Wheel Drive (AWD)	All Wheel Drive (AWD)	All Wheel Drive (AWD)	All Wheel Drive (AWD)	All Wheel Drive (AWD)	All Wheel Drive (AWD)
Maximum power (HP/rpm)	255/3,750	398/5,500 <sup>1</sup>	355/5,500 - 6,500	395/5,500 - 6,500	518/6,000 - 6,500	557/6,000 - 6,500
Maximum torque lb-ft/rpm	443/1,750 - 2,250	295/1,500 - 4,000	365/2,000 - 5,000	406/2,000 - 5,000	461/2,500 - 5,500	516/3,500 - 5,000
Capacity (cc)	2,993	1,997	2,996	2,996	5,000	5,000
No. of cylinders/Valves per cylinder	6/4	4/4	6/4	6/4	8/4	8/4
Cylinder layout	Longitudinal V	Inline 4	Longitudinal i6	Longitudinal i6	Longitudinal V	Longitudinal V
Bore/stroke (in)	3.31/3.54	3.27/3.63	3.27/3.63	3.27/3.63	3.64/3.66	3.64/3.66
Compression ratio (:1)	16	9.5	10.5	10.5	9.5	9.5
<b>FUEL ECONOMY</b>						
Fuel tank capacity - US gallons	22.70	24.07	27.55	27.55	27.55	27.55
Selective Catalytic Reduction Filter/ Gasoline Particulate Filter (SCR/GPF)	■	■	■	■	■	■
<b>PERFORMANCE*</b>						
Acceleration (secs) 0-60mph	7.5	6.4	6.6	5.9	5.1	5.1
Maximum speed (mph)	130	137	130	140	130/140 <sup>2</sup>	130/140 <sup>2</sup>

■ Standard - Not Available.

\*Always follow local speed limits.

<sup>1</sup>When combined with electric motor. <sup>2</sup>With 22" wheel.

## TECHNICAL SPECIFICATION

ELECTRIC MOTOR DATA	DIESEL	GAS PHEV	GAS MHEV		GAS	
	3.0L TDV6	P400e	P360	P400	5.0L V8 SUPERCHARGED	
Maximum Power (HP)	-	141	-	-	-	-
Maximum Torque lb-ft	-	202	-	-	-	-
<b>BRAKES</b>						
Front type	Ventilated disc	Ventilated disc	Ventilated disc	Ventilated disc	Ventilated disc	Ventilated disc
Front diameter (mm)	349	380	380	380	380	380
Rear type	Ventilated disc	Ventilated disc	Ventilated disc	Ventilated disc	Ventilated disc	Ventilated disc
Rear diameter (mm)	325	365	365	365	365	365
Park Brake			Electric Park Brake (EPB) integrated into brake caliper			
<b>WEIGHTS (lbs)**</b>						
Curb Weight	4,940	5,515	4,995	4,995	5,235	5,545
Gross Vehicle Weight (GVW)	6,834	7,077	6,920	6,920	6,967	6,967
<b>TOWING (lbs)</b>						
Unbraked trailer	1,663	1,663	1,663	1,663	1,663	1,663
Maximum towing	7,716	5,511	7,716	7,716	7,716	7,716
Maximum coupling point (nose weight)	330	220	330	330	330	330
Maximum vehicle and trailer combination	14,550	12,588	14,635	14,635	14,682	14,682
<b>ROOF CARRYING (lbs)</b>						
Maximum roof load (including cross bars)	220	220	220	220	220	220

\*\*Weights reflect vehicles to standard specifications. Optional extras increase weight.

# ENGINES - LWB

You can select from a choice of diesel or gas engines. These engines are designed for clean and efficient combustion and are all equipped with Stop/Start technology and smart regenerative charging.

Configure your Range Rover at [landroverusa.com](http://landroverusa.com)

## TECHNICAL SPECIFICATION

POWERTRAIN	GAS	
	5.0L V8 SUPERCHARGED	
	Automatic	Automatic
Transmission	Automatic	Automatic
Driveline	All Wheel Drive (AWD)	All Wheel Drive (AWD)
Maximum power (HP/rpm)	518/6,000 - 6,500	557/6,000 - 6,500
Maximum torque lb-ft/rpm	461/2,500 - 5,500	516/3,500 - 5,000
Capacity (cc)	5,000	5,000
No. of cylinders/Valves per cylinder	8/4	8/4
Cylinder layout	Longitudinal V	Longitudinal V
Bore/stroke (in)	3.64/3.66	3.64/3.66
Compression ratio (:1)	9.5	9.5
<b>FUEL ECONOMY</b>		
Fuel tank capacity - US gallons	27.55	27.55
Selective Catalytic Reduction Filter/ Gasoline Particulate Filter (SCR/F/GPF)	■	■
<b>PERFORMANCE*</b>		
Acceleration (secs) 0-60mph	5.2	5.2
Maximum speed (mph)	130/140 <sup>1</sup>	130/140 <sup>1</sup>

■ Standard - Not Available.

<sup>1</sup>With 22" wheel.

\*Always follow local speed limits.



## TECHNICAL SPECIFICATION

	GAS	
	5.0L V8 SUPERCHARGED	
<b>BRAKES</b>		
Front type	Ventilated disc	Ventilated disc
Front diameter (mm)	380	380
Rear type	Ventilated disc	Ventilated disc
Rear diameter (mm)	365	365
Park Brake	Electric Park Brake (EPB) integrated into brake caliper	
<b>WEIGHTS (lbs)**</b>		
Curb Weight	5,385	5,725
Gross Vehicle Weight (GVW)	7,055	7,055
<b>TOWING (lbs)</b>		
Unbraked trailer	1,653	1,653
Maximum towing	7,716	7,716
Maximum coupling point (nose weight)	330	330
Maximum vehicle and trailer combination	14,770	14,770
<b>ROOF CARRYING (lbs)</b>		
Maximum roof load (including cross bars)	220	220

\*\*Weights reflect vehicles to standard specifications. Optional extras increase weight.

# DIMENSIONS AND CAPABILITIES



Standard Wheelbase (SWB) 115.0"



Long Wheelbase (LWB) 123.0"

Standard overall length 196.9" (Long Wheelbase 204.7")



## Standard Ride Height

With panoramic roof open (SWB/LWB)  
73.8" / 74.0"  
With telematics roof antenna (SWB/LWB)  
73.6" / 73.5"  
Access height air suspension setting will  
reduce each of the above by 1.9"

## Headroom

Maximum front/rear headroom with  
panoramic roof 39.5"/39.4" (39.0" LWB)

## Legroom

Maximum front legroom 39.1"  
Maximum rear legroom (SWB/LWB) 39.3"/46.8"

## Cargo space Capacity\*

Height 33.3", Width 50.8"  
Cargo space width between arches 44.1"

Maximum cargo space volume behind first row (SWB/LWB)  
Dry\*\* 59.8 cu.ft/65.5 cu.ft, Wet† 68.6 cu.ft/75.6 cu.ft

Maximum cargo space volume behind second row  
Dry\*\* 25 cu.ft, Wet† 32 cu.ft

Executive seat reduces length behind row 2 by 3.1"  
PHEV reduces height by 1.8"

## Obstacle Clearance

Off-road height 11.7"  
Standard ride height 8.7"

## Turning Circle

Curb-to-Curb 40.4 ft (LWB 43.0 ft)  
Wall-to-wall 41.6 ft (LWB 44.0 ft)  
Turns lock-to-lock 3.03

## Wading Depth

Maximum wading depth 35.4"††

Width 81.6" mirrors folded  
Width 87.4" mirrors out



Front wheel track 66.7"

Height  
SWB 73.6"  
LWB 73.5"



Rear wheel track 66.3"



	A	B	C
Ride Height			
Angle Approach		Ramp Angle	Departure Angle
Off-road (SWB/LWB)	34.7°	28.2° / 25.6°	29.0°
Standard (SWB/LWB)	25.5°	21.5° / 20.0°	24.5°



\*Rear cargo space capacity is reduced on P400e models. \*\*Dry: Volume as measured with VDA-compliant solid blocks (7.8 inches x 1.9 inches x 3.9 inches). †Wet: Volume as measured by simulating the cargo space filled with liquid.

††Wading depth (25 deg entry and exit) 29.5", Deep Forcing depth (9 deg entry and exit) 35.4".

Figures shown may differ for 5.0L V8 Supercharged 557HP.

Please note: Figures related to both Standard Wheelbase (SWB) and Long Wheelbase (LWB) models unless stated.