



GS


The all-new
LEXUS 2013

Presenting our
ALL-NEW PLATFORM
and your stage



PERFORMANCE FROM THE GROUND UP

In designing the all-new GS platform, Lexus engineers traveled one million miles to maximize the driving dynamics. As a result, the stance was made wider and body rigidity was increased by 14% through additional optimally placed spot- and laser-weld points.



All-new front and rear suspensions were engineered with aluminum components, reducing unsprung weight and delivering significantly greater agility. In the rear, improved suspension geometry further enhances control and tire cornering force. Learn more at lexus.com/GS/platform.

What happens when you combine a blank canvas, an unwavering vision and DNA of the world-renowned LFA supercar? A Lexus you have to experience to believe. You'll feel it in the way the all-new chassis' added rigidity, wider stance and lower posture help keep you firmly positioned when attacking corners. And how it provides a noticeably quieter and smoother ride when cruising. You'll experience it in the way its new, lighter and more nimble suspension systems deliver invigorating steering feel and razor-sharp response while markedly reducing body lean. And, for those craving added exhilaration with their exhilaration, you'll feel it even more with the more aggressively tuned GS F SPORT. This is performance worthy of a standing ovation. This is the Lexus model line that will change the way you see Lexus.

From this car forward,
THERE'S NO GOING BACK



GS 350

Experience a bold step forward in performance, technology and design. Available with Premium and Luxury Packages, the all-new GS features exceptional agility, performance driving modes and offers seamless connectivity to your favorite mobile apps. All with an assortment of leather and wood trims to make the interior all your own. And, for even more personalized comfort, the Luxury Package features amenities like 18-way power front seats and rear-seat climate and audio controls.

GS 350 F SPORT

Taking the exhilarating performance of the GS to the next level, the GS F SPORT connects you to the road like never before. Among its upgrades, it boasts an even more aggressive Sport S+ driving mode, a specially tuned sport suspension, staggered-width 19-in wheels (RWD), and an available Lexus Dynamic Handling system with Dynamic Rear Steering (DRS). It also features a variety of exclusive design elements, including a more aggressive front fascia and a 16-way Sport driver's seat with power side bolsters.

GS 450h

Equipped with the Premium or available Luxury Package, the GS Hybrid defies compromise and convention. In addition to dynamic performance features like paddle shifters and new Sport driving modes, you'll find world's firsts like an available bamboo-trimmed steering wheel and a port- and direct-injected Atkinson-cycle engine that delivers a 34 mpg (hwy)² rating and acceleration that will be the envy of your V8-driving friends.

INTRODUCING THE ALL-NEW 2013 GS MODEL LINE

Introducing the new face of Lexus. Where multiple performance-driving modes and a commanding seating position invigorate you. Bold lines, sequential ambient lighting and an accommodating interior welcome you. Where available industry-leading technology keeps you connected like never before. And Premium and Luxury Packages surround you with our finest materials and innovations. Available in multiple versions, including all-wheel drive, Hybrid and F SPORT, the GS model line doesn't just raise the bar. It sets a new one altogether.



12.3-INCH MULTIMEDIA DISPLAY

Giving you the ability to see and do more, the GS offers the industry's first available 12.3-inch high-resolution split-screen multimedia display. It provides immediate, simultaneous access to various systems, including navigation, audio or climate controls. And greets you with a customizable image when the ignition button is pressed. Learn more at lexus.com/GS/display.

CONVENIENCE COMES TO THE BIG SCREEN

The available next-generation Lexus Enform^{®3,4} Application Suite[®] uses your compatible smartphone to give you in-vehicle access to your favorite mobile applications. You can connect to Bing[™], iHeartRadio, MovieTickets.com, OpenTable[®], Pandora[®], Yelp[®] and Facebook Places^{®7}. And, with wireless updates, new apps will be added as they become available. Learn more at lexus.com/GS/enform.



THE FUTURE, FRONT AND CENTER.

This is progress on full display. Literally. An available 12.3-inch high-resolution split-screen multimedia display offers seamless access to your favorite apps. The LED indicators on the premium analog clock illuminate, welcoming your approach. Drive Mode Select delivers customized performance. And the next-generation Remote Touch[®] device glides and functions like a computer mouse. With the Luxury Package, progress is taken to the next level. You'll find a wood- and leather-trimmed steering wheel that's designed to fit perfectly in your hands regardless of their placement. Eighteen-way power, heated and ventilated front seats trimmed in semi-aniline leather conform to you and your front passenger. And, with its three-zone climate-control system, rear-seat passengers can even use the armrest's controls to operate climate, audio and rear sunshade functions.

Designed by Lexus.
TAILORED BY YOU



YOUR ENTRANCE, CHOREOGRAPHED

Imagine arriving in style even before you've left. As you approach, the ground is illuminated in soft white light from the side mirrors. The new LED dome and rear lamps begin to glow, inviting you in. As you unlock the doors, the analog LED clock and ambient lights in the door trim and foot wells come to life. Press the ignition button, and the base of the Remote Touch[®] device glows, the display animation begins, and the welcoming sequence culminates with the reveal of the gauge cluster.



AN INTERIOR ALL YOUR OWN

When you approach interior design as you would a room in your home, the results are dramatic. Four colors of leather trim from a timeless Black to a bold new Cabernet. Four types of decorative accents from genuine bamboo to striated aluminum. Even three colors of headliner. Of course, such a wide range of color combinations isn't all that sets the GS model line apart. Distinctive contrast stitching offers visual and tactile appeal to the center console, door panel, shift knob and the entire length

of the sculpted dash. And extensive leg room and headroom let you make the most of its spacious cabin. The Premium Package goes one step further, offering the added comfort of heat and ventilation in the standard 10-way adjustable front seats and the convenience of rain-sensing wipers and power rear sunshade. Tailor your own GS at lexus.com/GS/design.



YOUR PRIVATE CONCERT

Imagine an interior filled with sound so crisp and dimensional, it's as if your favorite band were sitting in the car with you. And a system so advanced it can account for the volume and tone of unwanted ambient noise. This is the available 835-watt,⁹ 17-speaker Mark Levinson[®] Premium Surround Sound Audio System.¹⁰ A triumph in automotive audio, its industry-first GreenEdge[™] Technology makes its speakers more than twice as powerful as conventional ones while utilizing less power.



lexus.com/performance



The leading edge,
HONED

INTRODUCING THE GS 350 F SPORT

Take performance and style to the next level with the GS F SPORT's unique race-inspired components and design elements. An all-new F SPORT-tuned suspension, larger front brakes with two-piece rotors and four-piston calipers (RWD), 19-inch LFA-inspired wheels¹ and available Lexus Dynamic Handling system deliver jaw-dropping performance. Available all-wheel drive provides improved traction and control. And exterior styling is dramatically enhanced by an aggressive front fascia, F SPORT grille and distinctive rear lip spoiler. Learn more at lexus.com/GS/FSPORT.

LEXUS DYNAMIC HANDLING SYSTEM

Whether carving precisely through a canyon or maneuvering at lower speeds, the available all-new Lexus Dynamic Handling system anticipates and delivers the appropriate handling through multiple integrated systems. At high speeds, an all-new Dynamic Rear Steering system turns the rear wheels in the same direction as



the front for optimal agility and control. At low speeds, the rear wheels turn in the opposite direction for precise maneuvering and a tighter turning circle. All the while, the Variable Gear-Ratio Steering (VGRS) system provides optimized responsiveness and a more direct steering feel.

EXHILARATION

central

DRIVING MODES

Every GS enables you to customize your performance with Drive Mode Select. Feeling relaxed? In ECO mode, a calming blue light surrounds the gauge cluster while climate and throttle settings are optimized for increased fuel efficiency. Feeling a little more daring? Sport S mode changes the lighting to a fiery red and alters the powertrain for faster gear changes and more dynamic



throttle mapping. Available Sport S+ mode goes a step further by also tightening the suspension and increasing steering feel. In both Sport modes, the transmission's shift points are automatically altered coming into and out of corners for sharper acceleration. And during manual gear changes, steering-wheel-mounted paddle shifting is enhanced by precise downshift rev-matching.

OPTIMIZED POSITION, PERSONALIZED PERFORMANCE.

While the driver's seat, pedals and steering wheel in every GS were positioned and angled for maximum visibility and driving engagement, the GS F SPORT delivers an even headier dose of exhilaration. Beyond its aluminum accents and the option of an exclusive Cabernet leather-trimmed interior, you'll be embraced by a 16-way adjustable Sport driver's seat with power side bolsters, four-way lumbar and added thigh support. You'll feel the fitted grip of an extra-thick LFA-inspired F SPORT steering wheel and shift knob, both trimmed in perforated leather. And you'll experience a surge of adrenaline when you step on its aluminum sport pedals, accelerating from 0 to 60 in as fast as 5.7 seconds,^{11,12} a perfectly tuned exhaust note filling the cabin as you use the lightning-fast paddle shifters to downshift into a corner. One tip: Don't forget to exhale.

Never has so much intensity required
SO LITTLE FUEL



34 MPG² HIGHWAY, 0 TO 60 IN 5.6 SECONDS^{11,12}

Boasting fuel efficiency and emission ratings that would be the envy of many 2.0-liter compacts, you may be tempted to think performance was somehow sacrificed in the development of the GS 450h. Think again. Equipped with the world's first Atkinson-cycle engine with port and direct fuel injection for greater response, it bursts off the line—generating the G-forces of a high-performance V8. And in Sport S and Sport S+ modes, the voltage levels of both electric motors are boosted to their maximum while the Hybrid System Indicator is replaced with a tachometer. While its performance engineers were clearly focused on efficiency and speed, its interior craftsmen took the opposite approach. In addition to the genuine bamboo trim and available semi-aniline leather, you'll enjoy the feel of an available steering wheel that's unlike any in the world. One that's crafted with bamboo that's hand-selected and painstakingly bowed from a single piece.

ILLUMINATED DESIGN

The distinctive three-lamp design available on the GS 450h won't just catch your eyes, it's designed to help them see more. Utilizing High and Low Beam LED headlamps, the GS 450h can project illumination farther and wider than conventional headlamps. This can provide an added sense of security when driving at night, particularly at high speeds. Innovative design on the



GS 450h isn't just limited to technology. A lower rear fascia conceals the exhaust outlets. And, by widening the vehicle's stance and lowering the hybrid battery, not only was more balance achieved, but trunk space was improved dramatically. In fact, its 13.2-cubic-foot capacity¹³ is not only enough to hold four golf bags and two sport bags, it's comparable to many of its gas-powered counterparts.



ONE MORE WAY IT COMMANDS ATTENTION.

You can't prepare for hazards you can't see: a simple thought behind the incredibly advanced next-generation Pre-Collision System¹⁴ available on the GS. It connects to cameras designed to detect if you have your eyes closed or are facing away from the road when an obstacle is detected ahead. If the system determines either condition is met, it will attempt to warn you through a series of beeps and visible indications. To help you avoid a potential collision, the GS is also designed to automatically begin braking up to a full two seconds before impact. Should an impact occur, however, you can take comfort in knowing the GS is equipped with a class-leading¹⁵ 10-airbag system¹⁶ and new Whiplash Injury Lessening (WIL) front seats¹⁷ designed to help decrease the severity of whiplash-type injuries in certain rear collisions.

NIGHT VIEW SYSTEM AND LANE KEEP ASSIST

An available Night View System¹⁸ uses near-infrared technology to detect objects far beyond the reach of your low-beam headlamps, displaying the image on the multimedia display. Available Lane Keep Assist¹⁹ uses a camera to detect visible lane markings. Unlike other detection systems, if you begin to veer, it can actively guide the vehicle back into the center of the lane.




HEADS-UP DISPLAY AND BLIND SPOT MONITOR

Available Heads-up Display can project key information like simple navigation directions, speed, your current gear and RPM onto the windshield in front of you, helping you to remain focused on the road ahead. Using radar technology, the available Blind Spot Monitor²⁰ is designed to detect vehicles positioned or approaching in the adjacent lanes. At speeds above 25 mph, if a vehicle is detected, the driver is notified by an illuminated icon in the outer mirror on the affected side.



EXTERIOR COLORS



INTERIOR COLORS



INTERIOR TRIM



COLOR AVAILABILITY

	DEEP SEA MICA	STARFIRE PEARL	NEBULA GRAY PEARL	METEOR BLUE MICA	SATIN CASHMERE METALLIC	OBSIDIAN	RIVIERA RED	LIQUID PLATINUM	FIRE AGATE PEARL	MATTED DARK BROWN WALNUT†	LINEAR ESPRESSO WOOD‡	MATTE BAMBOO**	STRIATED ALUMINUM*
FLAXEN LEATHER	■●	■●▲	■●▲	■●	■●	■●▲	■●▲	■●▲	■●	■	■	●	▲
LIGHT GRAY LEATHER	■●	■●	■●	■●		■●	■●	■●		■	■	●	
BLACK LEATHER	■●	■●	■●	■●		■●	■●	■●	■●	■	■	●	
CABERNET LEATHER		▲	▲			▲		▲					▲
BLACK LEATHER WITH WHITE PERFORATIONS		▲	▲			▲		▲					▲
INTERIOR COLOR	■ GS 350						● GS 450h			▲ GS F SPORT			
	EXTERIOR COLOR						INTERIOR TRIM						

*GS 350 F SPORT only. †GS 350, GS 350 Premium only. ‡GS 350 Luxury Package only. **GS 450h only.

LUXURY FEATURES



GS 350

LUXURY AND CONVENIENCE

SmartAccess^{21,22} with push-button Start/Stop

Dual-zone automatic climate control with interior air filter, smog sensor and automatic recirculation mode; S-Flow energy-saving airflow control uses occupant detection sensors to optimize front-seat airflow

Power tilt-and-telescopic steering column with automatic tilt-away

Lexus Memory System to control power driver's seat (except lumbar), outside mirrors and steering wheel

Power tilt-and-slide moonroof with one-touch open/close and sliding sunshade

Power windows with one-touch auto open/close feature

Retained accessory power for windows and moonroof

Electrochromic (auto-dimming) inside rearview mirror and outside mirrors

White LED interior illumination

HomeLink[®] universal transceiver to operate compatible garage, gate, home lighting and home security systems

Lexus Personalized Settings (LPS)²³ to customize select vehicle functions

Headlamp washers (AWD only)

SEATING AND TRIM

Matte dark brown walnut interior trim

Perforated leather-trimmed interior

Leather-trimmed steering wheel and shift knob

10-way driver's and front passenger's (including lumbar) power seats

Height-adjustable headrests for all seats

INSTRUMENTATION, COMMUNICATION AND MULTIMEDIA

Drive Mode Select with Normal, ECO and Sport S modes

Lexus 12-speaker Premium Surround Sound System with Automatic Sound Levelizer (ASL) and CD/DVD player

Eight-inch high-resolution color multimedia display

3.5-inch color TFT multi-information display in gauge cluster

Remote Touch[®] controller

SiriusXM Satellite Radio^{24,25} Subscription required. 90-day trial subscription included

HD Radio^{TM26} with iTunes^{®27} tagging

USB audio input for iPod^{®27}/compatible music player integration with audio system

Bluetooth[®] technology²⁸ with automatic phonebook synchronization

Advanced voice command

Bluetooth audio²⁹ profile for wireless integration of compatible music players with in-vehicle audio system

Backup camera³⁰

Steering-wheel-mounted audio, phone and display controls

GS 350 WITH PREMIUM PACKAGE*

Includes all GS 350 equipment plus:

Rain-sensing wipers

Heated and ventilated front seats

Power rear sunshade



GS 350 WITH LUXURY PACKAGE*

Includes all GS 350 with Premium Package equipment plus:

Drive Mode Select adds Sport S+ mode

18-inch split-nine-spoke alloy wheels¹ with painted Silver finish and all-season tires

Wood- and leather-trimmed steering wheel

Linear espresso wood interior trim

Semi-aniline leather interior trim

18-way power front seats with power-adjustable four-way lumbar, side bolsters, articulating backrest, extendable lower cushions and butterfly headrests

Lexus Memory System for front-passenger seat

Three-zone automatic climate control

Rear-door manual sunshades

Adaptive Front Lighting System (AFS)³¹

GS 350 F SPORT*

Includes all GS 350 with Premium Package equipment plus:

Drive Mode Select adds Sport S+ mode

19-inch split-five-spoke alloy wheels with Dark Graphite finish¹. Staggered fitment with summer tires (RWD); all-season tires (AWD)

F SPORT-tuned Adaptive Variable Suspension (AVS) with electronically controlled shock absorbers

Variable Gear-Ratio Steering (VGRS) (RWD only)



14.0-in, two-piece front-brake rotors with monoblock four-piston calipers (RWD only)

16-way F SPORT driver's seat with power side bolsters, four-way lumbar and extendable lower cushion

Striated aluminum interior trim

Black headliner

F SPORT exterior styling including unique front bumper, upper and lower grille inserts, rear valence and rear spoiler

GS 450h*

Includes all GS 350 with Premium Package equipment plus:

Drive Mode Select adds Sport S+ mode

Adaptive Variable Suspension (AVS) with electronically controlled shock absorbers

Heated steering wheel

High-intensity interior heater

Headlamp washers and

Windshield-wiper deicer

Water-repellent front-door glass

Dynamic tachometer and Hybrid System Indicator, based on selected drive mode

Matte bamboo interior trim

Rear valence with concealed exhaust outlets



GS 450h WITH LUXURY PACKAGE*

Includes all GS 350 with Luxury Package and GS 450h with Premium Package equipment plus:

LED headlamps

Matte bamboo-trimmed steering wheel

STANDARD SAFETY AND SECURITY FEATURES

ACTIVE SAFETY

Four-wheel ventilated power-assisted disc brakes

Four-sensor, four-channel Anti-lock Braking System (ABS)

Vehicle Dynamics Integrated Management (VDIM)³² with cutoff switch

Vehicle Stability Control (VSC)³²

Traction Control (TRAC)

Brake Assist³³

Electronic parking brake with Auto and Hold functions

Electronic Brakeforce Distribution (EBD)

Smart Stop Technology³⁴

Direct Tire Pressure Monitor System³⁵

Bi-XenonTM High-Intensity Discharge (HID) headlamps with LED daytime running lights and dynamic auto-leveling

Integrated foglamps (excluding GS 350 F SPORT)

LED taillamps

Power-adjustable outside mirrors with defoggers, puddle lamps, integrated turn indicators and auto tilt-down in reverse

PASSIVE SAFETY

Driver's and front passenger's dual-stage airbag system (SRS)¹⁶

Front and rear seat-mounted side airbags (SRS)¹⁶

Front and rear side curtain airbags (SRS)¹⁶

Driver's and front passenger's knee airbags (SRS)¹⁶

Whiplash Injury Lessening (WIL) front seats¹⁷

Three-point seatbelts for all seating positions, pre-tensioners with force limiters for front and outboard rear seats

Automatic Locking Retractor/Emergency Locking Retractor (ALR/ELR) seatbelts for front and outboard mounted rear-passenger seating positions. Emergency Locking Retractor (ELR) only for driver's seat and center rear-passenger seating position

Height-adjustable front shoulder belt anchors

Child Restraint Seat (CRS) tether anchor brackets for rear outboard seating positions

Rigid body structure with front and rear crumple zones

Side-impact door beams

Reinforcements in pillars and door sills

Impact-dissipating interior trim

SECURITY

Safety Connect^{®33,36} offers Automatic Collision Notification, Stolen Vehicle Location, Emergency Assistance Button (SOS) and Enhanced Roadside Assistance³⁷ services. Subscription required. One-year trial subscription included

Vehicle theft-deterrent and engine-immobilizer system²²

OPTIONS AND PACKAGES*

NAVIGATION PACKAGE

Navigation System²⁴

12.3-inch high-resolution split-screen multimedia display



Compatible mobile-phone integration

Enhanced Bluetooth technology²⁸

Lexus Enform^{3,4} with Destination Assist and eDestination. Subscription required. One-year trial subscription included

Lexus Enform^{3,4} Application Suite⁵ with Bing, iHeartRadio, MovieTickets.com, OpenTable, Pandora, Yelp and Facebook Places^{6,7}. Subscription required. One-year trial subscription included

NavTraffic^{TM24,25} NavWeather^{TM24,25} and Sports and Stocks^{24,25}. Subscription required. One-year trial subscription included

COLD WEATHER PACKAGE (Standard on GS 450h)

Heated steering wheel

High-intensity interior heater

Headlamp washers (standard on AWD)

Windshield-wiper deicer

Water-repellent front-door glass



INDIVIDUAL OPTIONS

Mark Levinson 17-speaker, 835-watt⁹ (all channels driven @ less than 0.1% total harmonic distortion) Premium Surround Sound Audio System¹⁰ with 7.1-channel architecture, digital amplifier and GreenEdge speaker technology

Pre-Collision System (PCS)¹⁴ includes Driver Attention Monitor³⁸ with closed-eye detection, Dynamic Radar Cruise Control³⁹

Lane Keep Assist with Lane Departure Warning¹⁹

Lexus Night View System¹⁸

Blind Spot Monitor System²⁰

Heads-up Display

Intuitive Parking Assist

Lexus Dynamic Handling System including Dynamic Rear Steering (GS 350 F SPORT RWD)

18-inch split-five-spoke alloy wheels with Superchrome finish and all-season or summer tires¹ (Base and Premium Package)

Heated rear seats (Luxury Package)

*Please see back cover for more information regarding options/packages.

GENERAL

TYPE	Five-passenger luxury sport sedan (GS 350) Five-passenger hybrid luxury sport sedan (GS 450h)
CONSTRUCTION	Welded-steel unibody
CURB WEIGHT	3,795 lb (GS 350) 3,970 lb (GS 350 AWD) 4,190 lb (GS 450h)

ENGINE

GS 350/GS 350 F SPORT	
TYPE	60° V6, aluminum block and heads, direct and port fuel injection
DISPLACEMENT	3.5-liters (210 cubic inches)
VALVETRAIN	Four cam, four valves per cylinder, with dual Variable Valve Timing with intelligence (VVT-i)
HORSEPOWER AT RPM	306 hp @ 6,400 ¹¹
TORQUE AT RPM	277 lb-ft @ 4,800 ¹¹
EMISSION RATING	Certified Ultra-Low Emission Vehicle (ULEV II)
GS 450h	
TYPE	Atkinson-cycle 60° V6, aluminum block and heads, direct and port fuel injection
DISPLACEMENT	3.5 liters (210 cubic inches)
VALVETRAIN	Four cam, four valves per cylinder, with dual Variable Valve Timing with intelligence (VVT-i)
ELECTRIC-DRIVE MOTOR	High-output, permanent-magnet, electric-drive motor
TOTAL SYSTEM HORSEPOWER	338 hp ¹¹
EMISSION RATING	Certified Super Ultra-Low Emission Vehicle (SULEV II)

DRIVETRAIN

GS 350/GS 350 F SPORT	
DRIVE WHEELS	Rear-wheel drive (RWD) Available all-wheel drive (AWD)
TRANSMISSION	Six-speed sequential-shift automatic Electronically Controlled Transmission with intelligence (ECT-i) and paddle shifters
GS 450h	
DRIVE WHEELS	Rear-wheel drive (RWD)
TRANSMISSION	Electronically controlled Continuously Variable Transmission with intelligence (ECVT-i) and paddle shifters

CHASSIS

GS 350, GS 450h	
SUSPENSION	Front: Independent, double-wishbone with coil springs, gas-pressurized shock absorbers and stabilizer bar Rear: Independent, multi-link with coil springs, gas-pressurized shock absorbers and stabilizer bar Adaptive Variable Suspension (AVS) with electronically controlled damping (GS 350 with Luxury Package, GS 450h)
STEERING	Electronic Power Steering (EPS) system, 2.8 turns lock-to-lock
BRAKES	Four-wheel power-assisted discs, with four-sensor, four-channel Anti-lock Braking System (ABS), Electronic Brakeforce Distribution (EBD) and Brake Assist ³³ Electronic Controlled Braking (ECB) (GS 450h) 13.1-in ventilated front discs with two-piston calipers; 12.2-in ventilated rear discs with single-piston-sliding calipers
WHEELS AND TIRES	17 x 7.5-in nine-spoke alloy wheels with 225/50R17 tires (standard) ¹ 18 x 8.0-in split-five-spoke alloy wheels with 235/45R18 tires (available base and Premium Package) ¹ 18 x 8.0-in split-nine-spoke alloy wheels with 235/45R18 tires (GS 350/GS 450h with Luxury Package) ¹

GS 350 F SPORT	
SUSPENSION	All suspension components of the GS 350 plus F SPORT-tuned Adaptive Variable Suspension (AVS) with electronically controlled damping
STEERING	All steering components of the GS 350 plus: Variable Gear-Ratio Steering (VGRS), 2.2-2.6 turns lock-to-lock (GS 350 RWD F SPORT) Dynamic Rear Steering (DRS) (available GS 350 RWD F SPORT)
BRAKES	All braking components of the GS 350 plus monoblock four-piston front calipers with 14.0-in ventilated rotors, pin-mounted to an aluminum hat (GS 350 RWD F SPORT)
WHEELS AND TIRES	19 x 8.0-in (front), 19 x 9.0-in (rear) split-five-spoke alloy wheels with 235/40R19 (front), 265/35R19 (rear) tires (GS 350 RWD F SPORT) ¹ 19 x 8.0-in split-five-spoke alloy wheels with 235/40R19 tires (GS 350 AWD F SPORT) ¹



GS 350 F SPORT

BODY AND DIMENSIONS

HEADROOM front/rear
38.0/37.8 in (965/960 mm)

LEG ROOM front/rear
42.3/36.8 in (1,075/935 mm)

TRUNK CAPACITY
14.3 cu ft (405 L) (GS 350)
13.2 cu ft (374 L) (GS 450h)

HEIGHT
57.3 in (1,455 mm) (RWD, Hybrid)
57.9 in (1,470 mm) (AWD)

SHOULDER ROOM front/rear
57.3/55.7 in (1,455/1,415 mm)

FUEL-TANK CAPACITY
17.4 gal (66 L)



WIDTH 72.4 in (1,840 mm)



WHEELBASE 112.2 in (2,850 mm)
OVERALL LENGTH 190.7 in (4,845 mm)

PERFORMANCE

GS 350/GS 350 F SPORT	
0-60 MPH ACCELERATION	GS 350 5.7 seconds ^{11,12} GS 350 AWD 5.8 seconds ^{11,12}
TOP TRACK SPEED	GS 350 144 mph ^{11,12} (electronically limited) GS 350 AWD 131 mph ^{11,12}
EPA FUEL ECONOMY ESTIMATES	GS 350 19/28/23 mpg ² (city/highway/combined) GS 350 AWD 19/26/21 mpg ²
AERODYNAMIC DRAG COEFFICIENT	0.27
TURNING CIRCLE	GS 350 36.8 ft GS 350 W/LDH 35.4 ft GS 350 AWD 37.4 ft
GS 450h	
0-60 MPH ACCELERATION	5.6 seconds ^{11,12}
TOP TRACK SPEED	138 mph ^{11,12} (electronically limited)
EPA FUEL ECONOMY ESTIMATES	29/34/31 ² (city/highway/combined)
AERODYNAMIC DRAG COEFFICIENT	0.27
TURNING CIRCLE	36.8 ft

WHEELS



17-in nine-spoke alloy wheels¹
STANDARD



18-in split-five-spoke alloy wheels
with Superchrome finish¹
AVAILABLE (BASE AND PREMIUM PACKAGE)



18-in split-nine-spoke alloy wheels
with Burnished Silver finish¹
STANDARD (GS 350 LUXURY PACKAGE)



19-in split-five-spoke alloy wheels
with Dark Graphite finish¹
STANDARD (GS 350 F SPORT)



19-in F SPORT full-face forged alloy wheels
with Liquid Silver finish¹⁴⁰
AVAILABLE

DON'T JUST OWN THE GS.
MAKE IT YOURS.



THE ACCESSORY LINE

Whether you're looking for distinctive style, enhanced capability or added peace of mind, our line of genuine Lexus accessories offers something for every model. Designed and tested exclusively by our engineers for a precise fit and finish, they offer 100% Lexus quality along with a comprehensive, nationwide warranty.




All-weather floor mats⁴¹

Remote engine starter²²

Glass breakage sensor

Cargo net - envelope



Wheel locks

Paint protection film⁴²

Rear bumper appliqué

Illuminated door sills



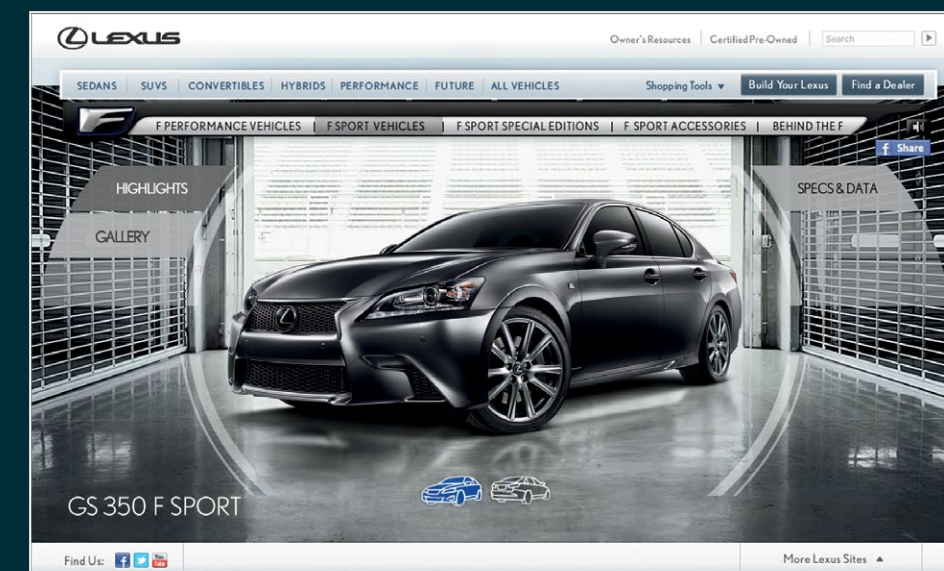
Carpet trunk mat

Rear spoiler

Ashtray


CONFIGURE YOUR GS

Developed without compromise by Lexus engineers, every F product—from the GS F SPORT and F SPORT Accessories⁴⁰ to the high-performance F vehicles—is rooted in the rigorous demands of racing. In fact, the F marque itself was inspired by the last five corners of Fuji International Speedway, birthplace of the LFA supercar. To learn more and equip your GS, visit lexus.com/performance.



LEXUS F SPORT ACCESSORIES⁴⁰

Looking to take the performance, handling and aggressive appearance of your GS even further? Consider these 19-inch, full-face forged alloy F SPORT wheels^{1,40} with Liquid Silver finish and track-proven, direct replacement lowering springs. Unlike other aftermarket accessories, these are developed specifically for Lexus performance vehicles by our engineers and distributed exclusively through participating Lexus dealers, so they include comprehensive warranty coverage.



F SPORT LOWERING SPRINGS⁴⁰

Arriving summer 2012, these high-tensile steel lowering springs are designed to improve steering response and cornering ability, while lowering the GS for a more aggressive appearance.

WARRANTY

Four-year/50,000-mile Lexus Limited Warranty. Eight-year/100,000-mile Hybrid System Warranty. Six-year/70,000-mile Powertrain Warranty. Six-year/unlimited-mileage Corrosion Perforation Warranty. All warranties with zero deductible. See the *GS or GSh Warranty and Services Guide* at your Lexus dealer for details.

1. 17-, 18- or 19-in performance tires are expected to experience greater tire wear than conventional tires. Tire life may be substantially less than 20,000 (17-in) or 15,000 (18-in or 19-in) miles, depending upon driving conditions. **2.** 2013 EPA MPG Estimates. Actual mileage will vary. **3.** Lexus Enform and Safety Connect are available. Contact with the Lexus Enform and/or Safety Connect response center is dependent upon the telematics device being in operative condition, cellular connection availability, navigation map data and GPS satellite signal reception, which can limit the ability to reach the response center or receive emergency support. Enrollment and Telematics Subscription Service Agreement required. One-year trial subscription available only with new vehicle purchase of Lexus Enform- and Safety Connect-equipped vehicles. Additional subscription terms available; charges vary by subscription term selected. **4.** Lexus Enform premium services Destination Assist and eDestination will function in the contiguous United States. These services may also function in Hawaii and limited areas of Alaska for vehicles that contain map data for those states. They will not function in Canada or in other countries outside the United States. **5.** Always be sure to obey traffic regulations, maintain awareness of your surroundings and all road and traffic conditions. Select Enform apps use a large amount of data, and you are responsible for all data charges. Apps and services vary by phone and carrier. Not all apps and data services are available initially. Apps identified by TM or [®] are trademarks or registered trademarks of their respective companies and cannot be used without permission. See lexus.com/enform for the latest information regarding apps and service. The Bluetooth wordmark is a registered trademark of the Bluetooth SIG. Features and capabilities vary by phone. **6.** Always be sure to obey traffic regulations, maintain awareness of your surroundings and all road and traffic conditions. Select apps use a large amount of data and you are responsible for all data charges. Apps and services vary by phone and carrier. **7.** Daily use of Pandora or iHeartRadio may have an impact on your cellular data plan. It is estimated that one hour of streaming Pandora or iHeartRadio consumes roughly 14 to 27MB of cellular data. The other third-party applications, Bing, MovieTickets.com and Open Table, are expected to consume a negligible amount of data. You can take a look at the data calculators provided on your cellular carrier's website or speak with your wireless carrier to understand what data plans would fit you the best. PANDORA[®] the PANDORA[®] logo and the Pandora trade dress are trademarks or registered trademarks of Pandora Media, Inc., used with permission. **8.** Be sure to obey traffic regulations and maintain awareness of road and traffic conditions. **9.** Continuous average power, all channels driven, at less than 0.1% THD; 20–20,000 Hz. **10.** Mark Levinson is a registered trademark of Harman International Industries, Inc. **11.** Ratings achieved using the required premium unleaded gasoline with an octane rating of 91 or higher. If premium fuel is not used, performance will decrease. **12.** Performance figures are for comparison only and were obtained with prototype vehicles by professional drivers using special safety equipment and procedures. Do not attempt. **13.** Cargo and load capacity limited by weight and distribution. **14.** The Pre-Collision System is designed to help reduce the crash speed and damage in certain frontal collisions only. It is not a collision-avoidance system and is not a substitute for safe and attentive driving. System effectiveness depends on many factors, such as speed, driver input and road conditions. Please see your *Owner's Manual* for further information. **15.** Class based on "Large Luxury Cars" segment, *U.S. News & World Report*. **16.** All the airbag (AB) systems are Supplemental Restraint Systems. All ABs (if installed) are designed to inflate only under certain conditions and in certain types of severe collisions: frontal and knee ABs typically inflate in frontal collisions; side and side curtain ABs in side collisions; Roll-Sensing Curtain ABs at a severe tilt degree, roll or lateral G-force. In all other accidents, the ABs will not inflate. To decrease the risk of injury from an inflating AB, always wear seatbelts, sit upright in the middle of the seat as far back as possible and do not lean against the door. Do not put objects in front of an AB or around the seatback. Do not use a rearward-facing child seat in any front passenger seat. The force of an inflating AB may cause serious injury or death. Please see your *Owner's Manual* for further information/warnings. **17.** Whiplash Injury Lessening (WIL) front seats can help reduce the severity of whiplash in certain types of rear-end collisions. **18.** Night View is designed to alert the driver to objects beyond the projected light of the low-beam headlights. Driver should only glance at image occasionally. Factors including cold weather and the vehicle's air conditioner may limit the effectiveness of the system. **19.** Lane Keep Assist is designed to read the lane markers of certain roads and apply slight torque to the steering wheel to help keep the car in the center of the lane. If the vehicle approaches the outer limits of its lane, the Lane Departure Warning feature sounds a warning tone and applies slight torque to the steering wheel to notify the driver that corrective action may be required. These features are not a collision-avoidance system and are not a substitute for safe and attentive driving. System effectiveness depends on many factors. Please see your *Owner's Manual* for further information. **20.** Do not rely exclusively on the Blind Spot Monitor System to determine if a lane change is safe. Always look over your shoulder and use your turn signal before changing lanes. There are several limitations to the function, detection, range and clarity of the monitor system. For a complete list of limitations and directions regarding use of the monitor system, please see your *Owner's Manual*. **21.** The SmartAccess system may interfere with some pacemakers or cardiac defibrillators. If you have one of these medical devices, please talk to your doctor to see if you should deactivate this system. **22.** The engine immobilizer is a state-of-the-art anti-theft system. When you insert your key into the ignition switch or bring a SmartAccess fob into the vehicle, the key transmits an electronic code to the vehicle. The engine will only start if the code in the transponder chip inside the key or SmartAccess fob matches the code in the vehicle's immobilizer. Because the transponder chip is embedded in the key or SmartAccess fob, it can be costly to replace. If you lose a key or SmartAccess fob, your Lexus dealer can help. Alternatively, you can find a qualified independent locksmith to perform high-security key services by consulting your local *Yellow Pages* or by contacting www.aloa.org. **23.** The Lexus Personalized Settings (LPS) can be programmed in two ways: For most models equipped with the available Navigation System, the driver can modify the settings themselves; for other models, including those without a Navigation System, programming is done by your Lexus dealer via a one-time, complimentary offer during the first 12 months from the date the vehicle is sold. Please see your Lexus dealer for more information. **24.** Availability and accuracy of the information provided by the Navigation System or any SiriusXM services mentioned (if installed) are dependent upon many factors. Use common sense when relying on information provided. Services not available in every city or roadway. Periodic Navigation updates available at additional cost. Please see your *Navigation System Owner's Manual* or contact SiriusXM for details. **25.** SiriusXM services require a subscription after trial period. Subscriptions governed by SiriusXM Customer Agreement available at siriusxm.com. **If you decide to continue your SiriusXM service at the end of your complimentary trial, the plan you choose will automatically renew and bill at then-current rates unless you call 1-800-967-2346 to cancel.** Fees and programming subject to change. Available only to those at least 18 years of age in the 48 contiguous United States and DC. **26.** HD Radio Technology manufactured under license from iBiquity Digital Corporation U.S. and Foreign Patents. HD Radio and the HD, HD Radio and "Arc" logos are proprietary trademarks of iBiquity Digital Corp. **27.** iTunes and iPod are registered trademarks of Apple Inc. All rights reserved. **28.** Bluetooth technology phones listed on lexus.com have been tested for compatibility with Lexus vehicles. Performance will vary based on phone software version, coverage and your wireless carrier. Phones are warranted by their manufacturer, not Lexus. The Bluetooth word mark and logos are registered trademarks owned by Bluetooth SIG, Inc. and any use of such marks by Lexus is under license. Other trademarks and trade names are those of their respective owners. **29.** Bluetooth audio device must be enabled with A2DP and AVRCP. **30.** The backup camera does not provide a comprehensive view of the rear area of the vehicle. You should also look around outside your vehicle and use your mirrors to confirm rearward clearance. Cold weather may limit effectiveness and view may become cloudy. **31.** The Adaptive Front Lighting System can help improve vision at night. However, conditions such as a dirty windshield, rapidly changing light conditions or hilly terrain will limit effectiveness so the driver may need to manually change the high beams from on to off. Please see your *Owner's Manual* for details. **32.** Vehicle Stability Control (VSC) and Vehicle Dynamics Integrated Management (VDIM) are electronic systems designed to help the driver maintain control under adverse conditions. They are not substitutes for safe driving practices. Factors including speed, road conditions and driver steering input can all affect whether VSC and VDIM will be effective in preventing a loss of control. Please see your *Owner's Manual* for further details. **33.** Brake Assist is designed to help the driver take full advantage of the benefits of ABS. It is not a substitute for safe driving practices. Braking effectiveness also depends on proper brake-system maintenance, tire and road conditions. **34.** Smart Stop Technology operates only in the event of certain simultaneous brake and gas pedal applications. When engaged, the system will reduce engine power to help the brakes bring the vehicle to a stop. Factors including speed, road conditions and driver input can all impact stopping distance. Smart Stop Technology is not a substitute for safe and attentive driving and does not guarantee instant stopping. Please see your *Owner's Manual* for further details. **35.** The Tire Pressure Monitor System alerts the driver when tire pressure is critically low. For optimal tire wear and performance, tire pressure should be checked regularly with a gauge; do not rely solely on the monitor system. Please see your *Owner's Manual* for details. **36.** The Safety Connect services Automatic Collision Notification, Emergency Assistance and Stolen Vehicle Location will function in the United States, including Hawaii and Alaska, and in Canada. Enhanced Roadside Assistance will function in the United States (except for Hawaii) and in Canada. No Safety Connect services will function outside of the United States in countries other than Canada. **37.** Coverage only available in the continental U.S. and Canada. Please see your Lexus dealer for details. **38.** The Driver Attention Monitor is designed to alert the driver if a potential hazard is detected ahead and the driver's face appears to be turned away. It is not a collision-avoidance system and is not a substitute for safe and attentive driving. System effectiveness depends on many factors. Please see your *Owner's Manual* for further information. **39.** Dynamic Radar Cruise Control is designed to assist the driver and is not a substitute for safe and attentive driving practices. Please see your *Owner's Manual* for important instructions and cautions. **40.** F SPORT Accessories are warranted for 12 months from the date of installation or for the balance of the new-car or Certified Pre-Owned (CPO) warranty in force at the date of installation, whichever is greater, when installed by an authorized Lexus dealer. F SPORT Accessories installed by anyone other than an authorized Lexus dealer are warranted for 12 months from the date of purchase only, and the warranty coverage is limited to the replacement value of the F SPORT Accessories. These warranties do not cover maintenance services such as replacement of brake pads/linings and clutch linings; or noise, vibration, cosmetic conditions and other deterioration caused by normal wear and tear. Part failure caused by improper installation by anyone other than an authorized Lexus dealer may void the F SPORT Accessories warranty, the new-vehicle warranty or both. F SPORT is a trademark of Toyota Motor Corporation. Products available through participating Lexus dealers. **41.** To avoid potential interference with pedal operation, do not install a floor mat on top of an existing floor mat, and each mat must be secured with retention hooks (clips). This floor mat was designed specifically for use in this model and model year vehicle and SHOULD NOT be used in any other vehicle. **42.** Currently only available pre-installed on select vehicles. Ask your Dealer Sales Consultant for vehicle application.

*Lexus strives to build vehicles to match customer interest, and thus they typically are built with popular options and option packages. Not all options/packages are available separately, and some may not be available in all regions of the country. See lexus.com for information about options/packages commonly available in your area. If you would prefer a vehicle without any or with different options, contact your dealer to check for current availability or the possibility of placing a special order. Specifications, features, equipment, technical data, performance figures, options, and color and trim are based upon information available at time of printing, are subject to change without notice, are for mainland U.S.A. vehicles only. Some vehicles shown with available equipment. See your Lexus dealer for details. Lexus reminds you to wear seatbelts, secure children in rear seat, obey all traffic laws and drive responsibly. For more information, call 800-USA-LEXUS (872-5398) or visit lexus.com. To learn more about your financing options, contact your Lexus dealer or call Lexus Financial Services at 800-874-7050.

