



2016

---

GS



# INTRODUCING THE 2016 GS

## GS 200t

Experience the first-ever GS 200t. 2.0-liter in-line four-cylinder, twin-scroll-turbocharged engine with direct and port fuel injection; 241 horsepower<sup>1</sup> and 258 lb-ft torque<sup>1</sup> with dual VVT-iW and eight-speed Sport Direct-Shift transmission with paddle shifters. Rear-wheel drive.

## GS 350

Command control with the new GS 350. 311-horsepower<sup>1</sup>, 3.5-liter V6 engine with 280 lb-ft torque<sup>1</sup> and eight-speed Sport Direct-Shift transmission with paddle shifters (RWD) or six-speed paddle-shift transmission (AWD). Rear-wheel drive or available all-wheel drive.

## GS 450h

Discover a hybrid without inhibitions. 3.5-liter Atkinson-cycle V6 with direct and port fuel injection; Lexus Hybrid Drive with 338 total system horsepower<sup>1</sup>; 34-MPG highway rating<sup>2</sup>. Rear-wheel drive.

## F SPORT MODELS

Take every GS to the next level with a more dynamic F SPORT-tuned suspension and bold styling that includes 19-inch alloy wheels<sup>3</sup> and available Rioja Red leather-trimmed interior. F SPORT-tuned Adaptive Variable Suspension, available Lexus Dynamic Handling with Dynamic Rear Steering and 14-inch front brakes (RWD).

## ALL-WEATHER DRIVE

The GS refuses to sacrifice style or confidence. Available on the GS 350 and GS 350 F SPORT models, all-wheel drive can help provide enhanced control across a wide range of road surfaces and conditions.





# ACCELERATE YOUR EXPECTATIONS

With the power to influence comes the influence to control. Command uncompromising luxury with incomparable performance. Experience the new 2016 GS.





# LUXURY THAT IGNITES

## THE AGGRESSIVE ALLURE OF THE NEW GS

Redesigned inside and out, the 2016 GS is performance art at maximum speed. An aggressive, muscular exterior. A meticulously crafted driver's cockpit. The most advanced safety system ever offered on the GS. This is where luxury takes control.







Speed metal has never sounded so smooth. Enhanced body rigidity and a new lateral performance damper (GS 350 RWD) deliver a strikingly agile yet refined ride.





## COMMANDING ELEGANCE

An exceptionally quiet cabin, ample legroom and stunning interior craftsmanship—the 2016 GS casts a spell with absolute luxury. The available semi-aniline leather trim is more than just handsome. It's also hand-selected for superior quality. Unlike standard leathers with conventional surface dyes, this extremely soft leather is dyed all the way through to create a rich, lasting impression. Lexus craftsmen select only the highest grade of leather because even slight imperfections cannot be hidden during this painstaking process.



## PERFORMANCE THAT INSPIRES

What is the speed of vision? In pursuit of engineering a performance vehicle capable of taking the lead while taking a clear departure from the competition, Lexus chose the road less traveled. Because peak performance isn't measured by numbers alone. It's felt through countless hours on the open road and years in the lab—all to better understand the driver.

That's why the GS is uniquely designed to give drivers a feeling of unity with the road. Engineers achieved the optimal driving position by meticulously adjusting the angle of the steering column, steering wheel, paddle shifters, footrest and field of view. Lexus even studied human anatomy and kinetics alongside university researchers to develop an ergonomically precise driver's seat and a responsive ride without parallel. Achieving an intuitive, incendiary driving experience took years of research and development. Feeling the difference takes seconds.

# VISION





# AT FULL THROTTLE

Expertly engineered for the competitively driven, the 2016 GS offers three different shades of power with the power to compel absolutely.





### **GS 200t**

High performance, peak responsiveness and turbocharged acceleration—the first-ever GS 200t announces the next evolution of Lexus performance. The 2.0-liter, in-line four-cylinder turbocharged engine is optimized for both power and efficiency. A twin-scroll turbocharger helps to deliver 241 horsepower<sup>1</sup> and 258 lb-ft of torque<sup>1</sup> starting at a low 1,650 rpm, as dual VVT-iW offers high-rpm power and Atkinson-cycle operation for enhanced fuel efficiency. And, unlike almost every other automaker in the world, Lexus chose not to outsource its turbocharger design. Going in-house, in-depth and in defiance of industry norms, Lexus engineers developed a heavy-metal, horse-powered work of art. Introducing the GS 200t.





### GS 350

Now with even more power and more torque, the GS 350 has control on command. Delivering a thrilling 311 horsepower<sup>1</sup> and 280 lb-ft of torque,<sup>1</sup> the 3.5-liter V6 engine offers an aggressively smooth driving experience with a new lateral performance damper and a responsive eight-speed (RWD) or six-speed (AWD) paddle-shift transmission.





### GS 450h

Fuel efficiency and low emissions are only the beginning. A cutting-edge Atkinson-cycle engine with leading-edge power output places the GS 450h and GS 450h F SPORT in a class of their own. Boasting 338 total system horsepower<sup>1</sup>, dual VVT-i and an Electronically controlled Continuously Variable Transmission, the GS 450h offers an impressive 34-MPG highway rating<sup>2</sup> and rockets from 0 to 60 in a mere 5.6 seconds.<sup>1,5</sup>






**ALL-WEATHER DRIVE. ALL-POWERFUL.**

By monitoring current driving conditions, available all-wheel drive automatically allocates engine power between the front and rear wheels from a rear-biased 30/70 (front/rear) torque split to 50/50, depending on conditions. This helps provide enhanced traction and control on a wide range of road surfaces and in inclement weather.





# DEMAND CONTROL. COMMAND INFLUENCE.

## F SPORT

Experience power that cuts to the quick. Experience the new 2016 GS F SPORT. Exclusive styling and performance details inject a dose of racecourse confidence into each GS model as the signature F SPORT mesh grille makes its distinction known. With clean, assertive details like 19-inch alloy wheels<sup>3</sup> with Dark Graphite finish, aluminum sport pedals and available Rioja Red leather-trimmed interior, the GS F SPORT is for those willing to drive home a bold point of view.

Options shown.



# A SHOW OF FORCE

## DYNAMIC F SPORT PERFORMANCE

Exclusive performance upgrades, and a track-honed suspension tuned by the same team behind the LFA supercar, help forge an unprecedented connection to the road. With standard Adaptive Variable Suspension, Variable Gear-Ratio Steering (RWD) and 19-inch wheels<sup>3</sup> with staggered-width tires (RWD), the GSF SPORT has control cornered. The GSF SPORT also offers Lexus Dynamic Handling with Dynamic Rear Steering (RWD), which turns the front and rear wheels in the same or opposing directions (depending on speed) to help provide optimized agility and control.







## RACE-INSPIRED COCKPIT

Discover a 16-way power-adjustable sport driver's seat with power side bolsters, four-way lumbar and added thigh support—all designed to hug your body as tightly as the vehicle hugs curves. It's an intense connection, made even stronger with exclusive F SPORT upgrades, including LFA-inspired digital instrumentation and Naguri Aluminum trim.



# GS

# F

## THE HIGHEST LEVEL OF GS PERFORMANCE

All-new. Awe-inspiring. Introducing the first-ever GSF. The next expression of F performance, the GSF takes hard power to new heights. The most powerful Lexus sedan ever engineered, the GSF charges forward with a 5.0-liter V8 engine capable of producing 467 horsepower<sup>1</sup>, 389 lb-ft of torque<sup>1</sup> and uncompromising sophistication.







# THE ART OF THE CHASE

## DESIGNED TO DOMINATE THE SENSES

The 2016 GS was born into the future. Unapologetic styling and sleek performance-inspired details come together to challenge the category and channel the power of the open road. Muscular and confident exterior styling, evocative LED taillamps and available 19-inch, split-five-spoke alloy wheels<sup>3</sup> capture the imagination and arrest attention.







While the exterior styling screams performance, the interior beckons with comfort and innovation. Seductive ambient lighting envelops you, while available Climate Concierge caters to individualized comfort, effortlessly coordinating everything from atmospheric air control to available heated and ventilated front seats, heated rear seats and the heated steering wheel. The GS equipped with the Luxury Package also features 18-way power front seats that are nothing short of an ergonomic masterpiece.





### 12.3-INCH MULTIMEDIA DISPLAY

Giving you the ability to see and do more, the 12.3-inch high-resolution split-screen multimedia display provides immediate, simultaneous access to various systems, including Navigation<sup>6</sup> with a full-screen map, and audio or climate controls. The system also greets you with a customizable image when the ignition button is pressed. The available voice-activated Navigation System<sup>6</sup> offers up-to-date traffic and weather information,<sup>7</sup> 3-D city views, and simulated views of approaching highway junctions. In addition, it displays the current speed limit and can automatically identify nearby gas stations if you begin to run low on fuel.



### HEADS-UP DISPLAY

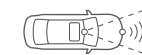
The available full-color Heads-Up Display can project key information like audio, speed, current gear and rpm onto the windshield. It can even project an ECO indicator to help you drive in the most fuel-efficient way possible. Display information can also be adjusted to different heights.

# INSTANT GRATIFICATION



### MULTI-INFORMATION DISPLAY

The full-color display within the gauge cluster allows you to quickly and easily read the data you need for optimum performance. In addition to basics like drive mode, shift position and odometer information, this on-dash display offers multimedia linkage so that you can view incoming calls, current song titles and more.



### LEXUS SAFETY SYSTEM+

The most comprehensive safety system ever offered on a Lexus, the Lexus Safety System+ is designed to help pave the way to a world with fewer collisions and better-informed drivers. An integrated suite of advanced safety systems—including Pre-Collision System<sup>8</sup> with Pedestrian Detection,<sup>9</sup> All-Speed Dynamic Radar Cruise Control,<sup>10</sup> intelligent high-beam headlamps,<sup>11</sup> Lane Keep Assist,<sup>12</sup> and Lane Departure Alert<sup>13</sup> with Steering Assist<sup>13</sup>—is designed to help maintain a preset distance between your vehicle and the vehicle in front of you and help alert you of potential collisions, under certain conditions.





**MARK LEVINSON® AUDIO**

The available 835-watt Mark Levinson Premium Surround Sound Audio System<sup>TM</sup> is powered by a 12-channel digital amplifier and features 17 high-efficiency GreenEdge<sup>TM</sup> speakers strategically placed throughout the cabin. The sound stage is significantly widened, while also offering a larger "sweet spot," enveloping every passenger in three-dimensional sound that rivals the finest home-audio systems.





# THE NEXT LEVEL OF CONNECTIVITY

Lexus Enform<sup>15</sup> our available suite of branded connected services, consists of five products, each of which offers unique ways to enhance the driving experience. With a complimentary first year of service—entertainment, convenience and peace of mind are now within reach.



## SAFETY CONNECT

Lexus Enform Safety Connect<sup>16</sup> offers you the peace of mind of knowing that assistance can be there when you need it most. Whether you're involved in a collision and unable to call for help, your vehicle is stolen, or there is some other type of emergency, assistance can be sent directly to your vehicle's GPS location.



## SERVICE CONNECT

Our new Lexus Enform Service Connect<sup>17</sup> offers remote access to information about your vehicle's status and maintenance needs. Easily accessed through LexusDrivers.com or the My Lexus and Beyond mobile app, you can get information on everything from your vehicle's fuel level and mileage to maintenance alerts and vehicle health reports.



## REMOTE

The Lexus Enform Remote<sup>18</sup> mobile app can remotely start the engine, lock and unlock doors, check the status of doors and windows as well as your fuel level, and can help find your vehicle's location in a parking lot. And, should you loan your Lexus to another driver, you can receive instant alerts if, for example, a preset speed or mile limit is exceeded.



## DESTINATIONS

Lexus Enform Destinations<sup>15</sup> offers convenient 24-hour, en-route navigation assistance from a live response center agent who can help you find locations and automatically upload the destinations to your available Navigation System.<sup>6</sup> Planning a trip? You can also search, save and upload destinations from the comfort of your home or office.



## APP SUITE

The Lexus Enform App Suite<sup>15</sup> offers access to your favorite mobile applications through your vehicle's center-console display. After downloading the app on your compatible smartphone, you can search local listings, stream music, place restaurant reservations and buy movie tickets—all from the center-console display.

## DELIVERY AND TECHNOLOGY SPECIALISTS

To help you get the most out of these and other Lexus features, a Vehicle Delivery Specialist will walk you through nearly every setting and function you desire. And to answer questions that arise after delivery, a Vehicle Technology Specialist can offer expert guidance in person or without you ever leaving the driveway via camera-enabled iPad<sup>®19</sup> apps like FaceTime.<sup>®20</sup> Learn more about these complimentary services at [lexus.com/specialists](https://lexus.com/specialists).



GS 350 / GS 350 F SPORT

311

HP<sup>1</sup>

V6

3.5-LITER ENGINE

GS 200t / GS 200t F SPORT

241

HP<sup>1</sup>

IN-LINE 4

2.0-LITER TURBO-CHARGED ENGINE

GS 450h / GS 450h F SPORT

338

TOTAL SYSTEM HP<sup>1</sup>

V6

3.5-LITER ENGINE + LEXUS HYBRID DRIVE

RWD

STANDARD

AWD

AVAILABLE

RWD

STANDARD

RWD

STANDARD

8-SPEED

SPORT DIRECT-SHIFT AUTOMATIC TRANSMISSION

6-SPEED

PADDLE-SHIFT AUTOMATIC TRANSMISSION

8-SPEED

SPORT DIRECT-SHIFT AUTOMATIC TRANSMISSION

ECVT

PADDLE-SHIFT ELECTRONICALLY CONTROLLED CONTINUOUSLY VARIABLE TRANSMISSION

0-60  
5.7s<sup>1,5</sup>

0-60  
5.8s<sup>1,5</sup>

0-60  
7.0s<sup>1,5</sup>

0-60  
5.6s<sup>1,5</sup>

20/19

19

CTY  
EST.  
MPG

22/21

29

CTY  
EST.  
MPG

29/28

26

HWY  
EST.  
MPG

33/30

34

HWY  
EST.  
MPG

23/22

22

CMB  
EST.  
MPG

26/24

31

CMB  
EST.  
MPG

GS 350 / GS 350 F SPORT

FUEL ECONOMY CITY/HIGHWAY/COMBINED RATINGS<sup>2</sup>

GS 200t / GS 200t F SPORT

FUEL ECONOMY CITY/HIGHWAY/COMBINED RATINGS<sup>2</sup>

GS 450h / GS 450h F SPORT

OVERALL LENGTH 192.1 IN / WHEELBASE 112.2 IN / WIDTH 72.4 IN (MIRRORS FOLDED) / HEIGHT 57.3 IN (RWD) 57.9 IN (AWD)

DIMENSIONS

# STANDARD ON EVERY GS

SmartAccess<sup>21,22</sup> with push-button Start/Stop

Dual-zone automatic climate control with interior air filter and smog sensor

Power tilt-and-telescopic steering column

Lexus Memory System for driver's seat

Power moonroof

Electrochromic auto-dimming mirrors and power-folding outside mirrors

NuLuxe interior trim (GS 200t)

Perforated leather interior trim (GS 350, GS 450h)

Heated and ventilated front seats (GS 350 RWD, GS 450h)

10-way power-adjustable front seats

Drive Mode Select

Remote Touch<sup>23</sup>

Subscription-free Traffic and Weather updates<sup>7</sup> via HD Radio<sup>TM7</sup>

Bluetooth<sup>®24</sup> and USB smartphone connectivity

Backup camera<sup>25</sup>

Siri<sup>®</sup> Eyes Free<sup>26</sup>

Blind Spot Monitor<sup>27</sup> with Rear Cross-Traffic Alert<sup>28</sup>

Lexus Enform Safety Connect<sup>16</sup> Service Connect<sup>17</sup> and Remote<sup>18</sup> app. Complimentary for the first year of ownership

LED headlamps and LED daytime running lights (DRL)

Complimentary maintenance services (please refer to the *Warranty and Services Guide* for details)

Intuitive Parking Assist<sup>29</sup>

Power open/close trunk

Heated steering wheel

Mark Levinson Premium Surround Sound Audio System

Color Heads-Up Display

Lexus Dynamic Handling with Dynamic Rear Steering (GS 350 F SPORT RWD, standard on GSh F SPORT)

# INDIVIDUAL OPTIONS



# PACKAGES

## PREMIUM PACKAGE (Available on GS 200t and GS 350 AWD)

- A Power rear sunshade
- B Heated front seats (standard on GS 350)  
Ventilated front seats (standard on GS 350 RWD)  
Rain-sensing wipers (standard on GS 350 RWD)

## LUXURY PACKAGE (Available on GS 350)

Includes Premium Package, plus:


- Drive Mode Select adds Sport S/S+ modes
- Adaptive Variable Suspension (AVS)
- 19-inch split-five-spoke alloy wheels<sup>3</sup>
- C Embossed-stitch, perforated semi-aniline leather-trimmed interior  
Gray Sapele wood with Aluminum interior trim  
Heated wood- and leather-trimmed steering wheel  
Heated rear seats (standard on GS 350 AWD)  
18-way power-adjustable front seats with butterfly headrests  
Lexus Memory System for front passenger seat
- D Three-zone automatic climate control  
Rear-door and power rear-window sunshades  
Adaptive Front Lighting System<sup>30</sup>

## NAVIGATION PACKAGE

- Navigation System<sup>6</sup> with Lexus Enform App Suite<sup>15</sup>
- E 12.3-inch high-resolution split-screen multimedia display  
Voice command  
Lexus Enform Destinations<sup>15</sup> Complimentary for the first year of ownership

## F COLD WEATHER PACKAGE (Available on GS 350 AWD)

- Headlamp washers
- Windshield wiper de-icer
- Water-repellent front-door glass



## F SPORT

Includes Premium Package, plus:

- Drive Mode Select adds Sport S/S+ modes
- 19-inch split-five-spoke alloy wheels<sup>3</sup> with Dark Graphite finish
- F SPORT-tuned Adaptive Variable Suspension (AVS)
- Variable Gear-Ratio Steering (VGRS) (GS 350 RWD, GS 450h)
- 14.0-in, two-piece front brake rotors with monoblock four-piston calipers (RWD)
- LFA-inspired instrumentation
- 16-way power-adjustable driver's seat
- Naguri Aluminum interior trim
- Black headliner
- Aluminum pedals
- F SPORT exterior styling including unique front bumper, upper and lower grille inserts, rear valance and rear spoiler

## LEXUS SAFETY SYSTEM+

- Pre-Collision System (PCS)<sup>9</sup> with Pedestrian Detection<sup>9</sup>
- All-Speed Dynamic Radar Cruise Control<sup>10</sup>
- Intelligent high-beam headlamps<sup>11</sup>
- Lane Keep Assist<sup>12</sup>
- Lane Departure Alert<sup>13</sup> with Steering Assist<sup>13</sup>

# WHEELS

17-in  
NINE-SPOKE  
ALLOY WHEELS<sup>3</sup>  
STANDARD GS 200t



18-in  
FIVE-SPOKE  
ALLOY WHEELS<sup>3</sup>  
AVAILABLE GS 200t  
STANDARD GS 350, GS 450h



19-in  
SPLIT-FIVE-SPOKE  
ALLOY WHEELS<sup>3</sup>  
STANDARD LUXURY PACKAGE



19-in  
F SPORT SPLIT-FIVE-SPOKE  
ALLOY WHEELS<sup>3</sup>  
STANDARD GS F SPORT







BLACK NULUXE  
 BLACK LEATHER  
 CHATEAU NULUXE  
 CHATEAU LEATHER  
 NOBLE BROWN LEATHER  
 FLAXEN NULUXE  
 FLAXEN LEATHER  
 RIOJA RED LEATHER  
 BLACK LEATHER WITH WHITE PERFORATIONS

■																			
■	▲																		
■	▲																		
■	▲																		
■																			
■																			
■	▲	●																	
■	▲	●	●																
■		●																	
■		●																	

# INTERIOR & TRIM

GS ■  
 GS<sup>h</sup> ▲  
 GS / GS<sup>h</sup> FSPORT ●

# EXTERIOR

\*Additional charge



## GS 200t

# 241

HP<sup>1</sup>

2.0-LITER IN-LINE 4  
TURBOCHARGED ENGINE

## GS 350

# 311

HP<sup>1</sup>

3.5-LITER V6 ENGINE

## GS 450h

# 338

TOTAL SYSTEM HP<sup>1</sup>  
3.5-LITER V6 ENGINE  
+ LEXUS HYBRID DRIVE

**WARRANTY** Four-year/50,000-mile Lexus Limited Warranty. Six-year/70,000-mile Powertrain Warranty. Six-year/unlimited-mileage Corrosion Perforation Warranty. All warranties with zero deductible. See the *GS Warranty and Services Guide* at your Lexus dealer for details.

**DISCLOSURES** **1.** Ratings achieved using the required premium unleaded gasoline with an octane rating of 91 or higher. If premium fuel is not used, performance will decrease. **2.** 2016 EPA-estimated ratings. Actual mileage will vary. **3.** 17-, 18- or 19-in performance tires are expected to experience greater tire wear than conventional tires. Tire life may be substantially less than 20,000 miles (17-in) or 15,000 miles (18-in or 19-in), depending upon driving conditions. **4.** Ultrasonic Blue Mica 2.0 available for an additional \$595. **5.** Performance figures are for comparison only and were obtained with prototype vehicles by professional drivers using special safety equipment and procedures. Do not attempt. **6.** Be sure to obey traffic regulations and maintain awareness of road and traffic conditions at all times. Availability & accuracy of the information provided by the Navigation System is dependent upon many factors. Use common sense when relying on information provided. Services and programming subject to change. Services not available in every city or roadway. Updates may be available at an additional cost from your dealer. See *Navigation System Owner's Manual* for details. **7.** HD Radio™ Technology manufactured under license from iBiquity Digital Corporation U.S. and Foreign Patents. HD Radio™ and the HD, HD Radio, and "Arc" logos are proprietary trademarks of iBiquity Digital Corp. **8.** The Pre-Collision System is designed to help reduce the crash speed and damage in certain frontal collisions only. It is not a collision-avoidance system and is not a substitute for safe and attentive driving. System effectiveness depends on many factors, such as speed, driver input and road conditions. See *Owner's Manual* for further information. **9.** The Pedestrian Detection System, part of the Lexus Safety System+, is designed to detect the presence of a pedestrian ahead of the vehicle, to determine if impact with the pedestrian is imminent and to help reduce impact speed. It is not a collision-avoidance system and is not a substitute for safe and attentive driving. System effectiveness depends on many factors, such as speed, size and position of pedestrians, driver input and weather, light and road conditions. See *Owner's Manual* for further information. **10.** Dynamic Radar Cruise Control is designed to assist the driver and is not a substitute for safe and attentive driving practices. See *Owner's Manual* for details. **11.** Intelligent high-beams system operates at speeds above 21 mph. Situations such as a dirty windshield, variable weather, lighting conditions and hilly terrain will limit effectiveness, requiring the driver to manually turn off. See *Owner's Manual* for details. **12.** Lane Keep Assist is designed to read lane markers under certain conditions. It provides a visual and audible alert and slight steering force when lane departure is detected. It is not a collision-avoidance system or a substitute for safe and attentive driving. Effectiveness depends on many factors. See *Owner's Manual* for more information. **13.** Lane Departure Alert with Steering Assist is designed to read lane markers under certain conditions and provide visual and audible alerts and slight steering force when lane departure is detected. It is not a collision-avoidance system or a substitute for safe and attentive driving. Effectiveness depends on many factors. See *Owner's Manual* for more information. **14.** Mark Levinson® is a registered trademark of Harman International Industries, Inc. **15.** Be sure to obey traffic regulations and maintain awareness of road and traffic conditions at all times. Apps/services vary by phone/carrier; functionality depends on many factors. Select apps use large amounts of data; you are responsible for charges. Apps & services subject to change. See [lexus.com/enform](http://lexus.com/enform) for details. **16.** Contact with the response center may not be available in all areas. Service Agreements required. A variety of subscription terms available; charges will vary. See [lexus.com](http://lexus.com) for details. **17.** Information provided is based on the last time data was collected from the vehicle and may not be up to date. System functionality depends on vehicle connectivity. **18.** Use only if aware of circumstances surrounding the vehicle, and it is legal & safe to do so (e.g., car uncovered in open area, no people or pets in or nearby). If vehicle has not been driven for over a week, services will not be available until next time vehicle is started. Functionality depends on many factors, such as vehicle and smartphone connectivity. See usage precautions, service limitations & *Owner's Manual*. Data charges may apply. Registration, app download are required. Must have active Safety Connect subscription. Annual fee required after 1-year trial. **19.** iPhone® and iPad® are registered trademarks of Apple Inc. All rights reserved. **20.** FaceTime® is a registered trademark of Apple Inc. All rights reserved. **21.** The SmartAccess system may interfere with some pacemakers or cardiac defibrillators. If you have one of these medical devices, please talk to your doctor to see if you should deactivate this system. **22.** The engine immobilizer is a state-of-the-art anti-theft system. When you insert your key into the ignition switch or bring a SmartAccess fob into the vehicle, the key transmits an electronic code to the vehicle. The engine will only start if the code in the transponder chip inside the key/fob matches the code in the vehicle's immobilizer. Because the transponder chip is embedded in the key/fob, it can be costly to replace. If you lose a key or fob, your Lexus dealer can help. Alternatively, you can find a qualified independent locksmith to perform high-security key services by consulting your local *Yellow Pages* or by contacting [www.aloa.org](http://www.aloa.org). **23.** Be sure to obey traffic regulations and maintain awareness of road and traffic conditions. **24.** Concentrating on the road should always be your first priority while driving. Do not use the hands-free phone system if it will distract you. The *Bluetooth*® word mark and logos are registered trademarks owned by Bluetooth SIG, Inc. and any use of such marks by Lexus is under license. A compatible *Bluetooth*-enabled phone must first be paired. Phone performance depends on software, coverage & carrier. **25.** The backup camera does not provide a comprehensive view of the rear area of the vehicle. You should also look around outside your vehicle and use your mirrors to confirm rearward clearance. Cold weather may limit effectiveness and view may become cloudy. **26.** Always drive safely, obey traffic laws and focus on the road while driving. Siri® is available only on iPhone® 4s or later, iPad® with Retina® display, iPad® mini, & iPod® touch (5th generation) and requires Internet access. Siri® is not available in all languages or all areas, and features vary by area. Some Siri® functionality and commands are not accessible in the vehicle. Data charges may apply. See [Apple.com](http://Apple.com) & phone carrier for details. **27.** Do not rely exclusively on the Blind Spot Monitor. Always look over your shoulder and use your turn signal. There are limitations to the function, detection, range and clarity of the monitor. For a complete list of limitations and directions regarding use of the monitor, see *Owner's Manual*. **28.** Do not rely exclusively on the Rear Cross-Traffic Alert system. Always look over your shoulder and use your mirrors to confirm rear clearance. There are limitations to the function, detection, range and clarity of the system. To learn more, see *Owner's Manual*. **29.** Do not rely exclusively on the Intuitive Parking Assist system. Always look over your shoulder and use your mirrors to confirm clearance. System effectiveness depends on many factors. See *Owner's Manual* for details. **30.** The Adaptive Front Lighting System helps improve vision at night. Situations such as dirty windshield, rapidly changing light conditions or hilly terrain will limit effectiveness, requiring the driver to manually turn off. See *Owner's Manual* for details.

Lexus strives to build vehicles to match customer interest, and thus they typically are built with popular options and option packages. Not all options/packages are available separately, and some may not be available in all regions of the country. See [lexus.com](http://lexus.com) for information about options/packages commonly available in your area. If you would prefer a vehicle without any or with different options, contact your dealer to check for current availability or the possibility of placing a special order. Specifications, features, equipment, technical data, performance figures, options, and color and trim are based upon information available at time of printing, are subject to change without notice, and are for mainland U.S.A. vehicles only. Some vehicles shown with available equipment. See your Lexus dealer for details. Lexus reminds you to wear seatbelts, secure children in rear seat, obey all traffic laws and drive responsibly. For more information, call 800-USA-LEXUS (872-5398) or visit [lexus.com](http://lexus.com).

