

IS
14



IS 250/350 All-new styling, highly rigid chassis with new rear and redesigned front suspension, driver-selected performance driving modes and six-speed automatic transmission (IS 350 AWD and IS 250 RWD/AWD) or eight-speed Sport Direct-Shift transmission (IS 350 RWD).

IS 250/350 F SPORT Exclusive F SPORT styling including mesh grille, interior trim and aggressive front fascia; front sport seats with enhanced bolsters; LFA-inspired instrument cluster; and IS 350-exclusive Sport S+ driving mode with Adaptive Variable Suspension. Available in RWD or AWD.



SOME FOLLOW THE CROWD.
OTHERS CHANGE LANES AND LEAVE IT BEHIND.



IT'S YOUR MOVE.
THE ALL-NEW 2014 IS.

Sporting a longer, wider stance accentuated by flared wheel arches, sculpted lines and dramatic sweeping taillamps, the new IS leaves more than an impression. With arresting details like inset LED daytime running lights and available five-spoke and mesh alloy wheels, it refuses to go unnoticed.



**EIGHT-SPEED
SPORT
DIRECT-SHIFT
TRANSMISSION**

This is invigoration on demand. The eight-speed automatic transmission included in the IS 350 and IS 350 F SPORT rear-wheel drive models delivers seamless, lightning-fast gear changes and, when using the standard paddle shifters, features downshift rev-matching to help provide more precise shifting and quicker response.





The development of the all-new IS and IS F SPORT was a departure in itself. Tested and tuned on the world's most iconic tracks, including the Nürburgring and Fuji Speedway, an all-new steering system creates an unprecedented visceral connection between driver and pavement.



A suspension that tightens with your impulses and an available steering system that helps tailor its agility to your speed: just two exhilarating ways the IS 350 F SPORT connects you and the road like never before.



ONE MILLION MILES,
SIX PROFESSIONAL RACETRACKS,
FOUR YEARS OF DEVELOPMENT
AND THE EXPERTISE OF HUNDREDS
OF ENGINEERS. ALL DISTILLED DOWN
TO FOUR POINTS OF CONTACT,
EACH THE SIZE OF A HUMAN HAND.

IF YOU WANT A RESPONSE, MAKE A STATEMENT.
BETTER YET, MAKE EIGHT.



ALL-NEW CHASSIS

All IS models benefit from a longer, wider stance and increased body rigidity courtesy of innovative laser screw-welding techniques, varied panel thickness and state-of-the-art, high-strength adhesive bonding. A reengineered double-wishbone suspension system offers 20% greater rigidity in front, while a new GS-inspired multilink rear suspension helps increase rear grip.



ADAPTIVE VARIABLE SUSPENSION (AVS)

Offered for the first time exclusively on the IS 350 F SPORT, AVS monitors and adjusts the shock-absorber settings at each wheel, depending on the conditions. On rough roads, for example, damping is reduced for a more comfortable ride. And, while cornering, the suspension is tightened to help reduce body lean and provide even greater responsiveness.



ADVANCED CONNECTIVITY

To help you arrive sooner, an industry-first, subscription-free traffic and weather service⁴ offers real-time updates of changing conditions via HD Radio.^{TM4,5} And, to help you make the most of your trip, the available Lexus Enform[®] App Suite⁶ uses your compatible smartphone to give you in-vehicle access to some of your favorite mobile applications.



LFA-INSPIRED GAUGES

Nearly identical to the digital gauges in the world-renowned LFA supercar, the instrument cluster in the IS F SPORT models features a Thin Film Transistor display that moves in concert with a sliding bezel, expanding and retracting digital readouts when information is accessed.



EIGHT-SPEED SPORT DIRECT SHIFT

Building upon the quick-shifting eight-speed automatic transmission with paddle shifters that made its world debut on the high-performance IS F, the rear-wheel drive IS 350 and IS 350 F SPORT are the first Lexus vehicles to vary shifting with G-forces. By detecting when the IS enters a curve, the current gear is held to help provide optimal response when accelerating out.



ENGINE TECHNOLOGY

The potent 306-horsepower,⁷ 3.5-liter V6 in the IS 350 and the 204-horsepower,⁷ 2.5-liter V6 in the IS 250 both offer the advantage of an ingenious dual Variable Valve Timing with intelligence system, which helps provide improved fuel efficiency, added torque at lower speeds and greater acceleration at higher speeds.



DRIVING ENGAGEMENT

This is performance engineering for all the senses, where a turn of the Drive Mode Select switch alters the powertrain for breathtaking gear changes and more dynamic throttle mapping. And, when pushed to higher rpm, the IS 350 and IS F SPORT models are filled with a throaty exhaust note that complements the exhilarating performance of the vehicles themselves.



ALL-WEATHER DRIVE

Fun doesn't take the day off for bad weather. By automatically allocating engine power between the front and rear axles from 50/50 to as much as 30/70, available all-wheel drive helps provide enhanced traction and control on a wide range of road surfaces and conditions.





THE **IS 350 F SPORT**: *CAR AND DRIVER'S*
TOP PICK OVER THE BMW 335i M SPORT
AND THE CADILLAC ATS 3.6.

—*CAR AND DRIVER*, JUNE 2013



ANYTHING BUT NEUTRAL.

When you buck convention and embrace drivers, you create a new type of driving experience.
Where you can do more, hear more and feel more than ever before.



In the front, it's the liberating combination of low-set sport seating with high-tech innovation. And, in the rear, the spaciousness of nearly three inches of added legroom with the convenience of a 60/40-split fold-down rear seat.

THE DIFFERENCE
BETWEEN SITTING IN A
CAR AND BECOMING
ONE WITH IT.



EYES

The windshield wipers are positioned lower, increasing the driver's field of vision and helping to provide maximum visibility of the road ahead.

SHOULDERS

Exclusive F SPORT front sport seats hug the driver from hip to shoulder with enhanced bolsters and an innovative design that helps keep you firmly planted in high-G turns.

HANDS

The LFA-inspired F SPORT steering wheel is optimally positioned for maximum engagement.

HIPS

A low-set sport seat helps position the driver's hip point as close to the center of gravity as possible for a more dynamic driving experience without sacrificing comfort.





A. Electrostatic touch-based temperature controls which enable you to change the temperature with a swipe of your finger **B.** IS interior with available Parchment leather and Linear Dark Brown wood trim **C.** IS with lightweight, VOC-free Black NuLuxe and Matte Black trim **D.** The available Lexus Enform App Suite⁶ **E.** IS front sport seats trimmed in available Flaxen leather **F.** 60/40-split fold-down rear seat with available Light Gray leather trim



G. IS instrumentation **H.** Exclusive F SPORT Silver Performance trim **I.** Larger 13.8 cubic-foot trunk⁸ shown with available rear bumper appliqué. For complete list of Genuine Lexus Accessories, visit lexus.com/IS/accessories **J.** Available 15-speaker Mark Levinson[®] Premium Surround Sound Audio System³ **K.** Drive Mode Select **L.** Exclusive F SPORT Rioja Red NuLuxe and Silver Performance trim





KEY STANDARD FEATURES

High-Intensity Discharge (HID) headlamps // LED daytime running lights (DRL) // Power moonroof // 60/40-split fold-down rear seats // SmartAccess⁹⁰ with push-button Start/Stop // Drive Mode Select // Dual-zone climate control // NuLuxe interior trim // Power-adjustable front seats // Lexus Display Audio with color screen // Traffic and weather updates⁴ via HD Radio^{4,5} // Bluetooth[®] phone and audio connectivity // 10 standard airbags¹²

For complete list, visit lexus.com/IS/features

INDIVIDUAL OPTIONS

Pre-Collision System (PCS)¹³ with Dynamic Radar Cruise Control¹⁴ // Blind Spot Monitor¹⁵ with Rear Cross-Traffic Alert¹⁶ and electrochromic outside mirrors // Variable Gear Ratio Steering (VGRS) with power tilt-and-telescopic steering column (IS 350 F SPORT RWD) // Power rear sunshade // Intuitive Parking Assist // Backup camera¹⁷

For complete list, visit lexus.com/IS/options

PACKAGES

NAVIGATION PACKAGE

Navigation System² with color multimedia display // Remote Touch¹⁸ controller // Backup camera¹⁷ // Voice command // Enhanced Bluetooth[®] technology¹⁹ // Lexus Enform App Suite⁶ with Bing,™ iHeartRadio, OpenTable,® MovieTickets.com, Pandora, Yelp[®] and Facebook Places. Subscription required. One-year trial subscription included // Lexus Enform⁶ with Destination Assist and eDestination. Subscription required. One-year trial subscription included

MARK LEVINSON AUDIO PACKAGE

(Includes Navigation Package) + Mark Levinson Premium Surround Sound Audio System³ // 15 GreenEdge™ high-efficiency speakers with inverted-motor subwoofer // 835-watt Class-D amplifier // Auto volume technology // Machined-aluminum control knobs

PREMIUM PACKAGE

Twin projector LED headlamps (low/high beam) // Heated and ventilated front seats

LUXURY PACKAGE

(Includes Premium Package) + Blind Spot Monitor¹⁵ with Rear Cross-Traffic Alert¹⁶ // Leather-trimmed interior // Linear Dark Gray or Linear Brown wood interior trim // Rain-sensing wipers // Electrochromic outside mirrors with auto tilt-down in reverse // Power-adjustable steering column // Lexus Memory System for driver's seat, outside mirrors and steering column // Side padding on center console

LUXURY TECHNOLOGY PACKAGE

(Includes Luxury Package) + Intelligent high-beam headlamps²⁰ // Lane Departure Alert²¹

ALL-WEATHER PACKAGE (AWD only)

Heated steering wheel // Headlamp washers // Windshield-wiper deicer // Water-repellent front-door glass // High-intensity interior heater

IS F SPORT

F SPORT front fascia, grille and front-fender badges // F SPORT 18-inch split-five-spoke alloy wheels with summer (RWD) or all-season (AWD) tires¹ // F SPORT suspension tuning // Adaptive Variable Suspension (AVS) with SPORT S+ drive mode (IS 350) // Vehicle Dynamics Integrated Management (VDIM)²² with Sport mode // LED headlamps // LFA-inspired instrumentation // NuLuxe interior trim // Heated front seats // Silver Performance interior trim // Perforated leather-trimmed shift knob and steering wheel with F SPORT logo // Aluminum pedals // Stainless-steel scuff plates // Black headliner // Side padding on center console

For complete list, visit lexus.com/IS/packages
For complete list of Genuine Lexus Accessories, visit lexus.com/IS/accessories

WHEELS



17-in 10-spoke alloy wheels¹
IS 250 / 350



18-in mesh alloy wheels¹
Available IS 250



18-in five-spoke alloy wheels¹
Available IS 350



18-in split-five-spoke alloy wheels¹
IS F SPORT

For more info, visit lexus.com/IS/wheels

KEY SPECS

204^{HP7}
IS 250

2.5L V6 ENGINE

306^{HP7}
IS 350

3.5L V6 ENGINE

0-60 IN ^{7.7}_{S^{7,24}} / ^{8.3}_{S^{7,24}} / ^{5.6}_{S^{7,24}} / ^{5.7}_{S^{7,24}}
IS 250 IS 250 AWD IS 350 IS 350 AWD

PERFORMANCE

RWD OR AWD
STANDARD AVAILABLE

DRIVETRAIN

6-SPEED 8-SPEED
IS 250 / 350 AWD IS 350 RWD

PADDLE-SHIFT AUTOMATIC TRANSMISSION

21 / 30 / 24²³ EST MPG
IS 250

19 / 28 / 22²³ EST MPG
IS 350

20 / 27 / 23²³ EST MPG
IS 250 AWD

19 / 26 / 21²³ EST MPG
IS 350 AWD

FUEL ECONOMY, EPA-ESTIMATED RATINGS (CITY / HIGHWAY / COMBINED)



HEIGHT

56.3 IN

WIDTH

71.3 IN



WHEELBASE


110.2 IN

OVERALL LENGTH

183.7 IN


For complete specs, visit lexus.com/IS/specs

INTERIOR



BLACK LEATHER or NULUXE PARCHMENT LEATHER or NULUXE LIGHT GRAY LEATHER or NULUXE FLAXEN LEATHER or NULUXE RIOJA RED* NULUXE

TRIM



MATTE BLACK** LINEAR DARK GRAY WOOD LINEAR DARK BROWN WOOD SILVER PERFORMANCE*

LEATHER or NULUXE INTERIOR	EXTERIOR								TRIM			
	Starfire Pearl	Ultra White*	Nebula Gray Pearl	Silver Lining Metallic	Atomic Silver	Obsidian	Matador Red Mica	Deep Sea Mica	Matte Black**	Linear Dark Gray Wood	Linear Dark Brown Wood	Silver Performance*
Black	●	▲	●▲	●▲	●	●▲	●▲	●	●	●		▲
Parchment	●		●			●	●	●	●		●	
Light Gray	●	▲	●▲	●▲	●	●▲	●▲	●	●			▲
Flaxen	●		●	●	●	●	●	●	●		●	
Rioja Red*		▲	▲	▲		▲						▲

● Available
 ▲ F SPORT
 * F SPORT exclusive
 ** Available with NuLuxe only


EXTERIOR



STARFIRE PEARL ULTRA WHITE* NEBULA GRAY PEARL



SILVER LINING METALLIC ATOMIC SILVER OBSIDIAN



MATADOR RED MICA DEEP SEA MICA

“THE **IS** HAS ENOUGH GRIP, GRUNT, AND GRAVITAS TO SATISFY THE SPORT-MINDED, LUXURY-LOVING MASSES, AND QUITE POSSIBLY, OUTSHINE ITS GERMAN AND MICHIGANDER ADVERSARIES.”

—MOTOR TREND, APRIL 2013

WARRANTY Four-year/50,000-mile Lexus Limited Warranty. Six-year/70,000-mile Powertrain Warranty. Six-year/unlimited-mileage Corrosion Perforation Warranty. All warranties with zero deductible. See the *IS Warranty and Services Guide* at your Lexus dealer for details. **DISCLAIMERS** **1.** 17- or 18- in performance tires are expected to experience greater tire wear than conventional tires. Tire life may be substantially less than 20,000 miles (17-in) or 15,000 miles (18-in), depending upon driving conditions. **2.** Availability and accuracy of the information provided by the Navigation System or any SiriusXM™ and/or HD Radio™ services mentioned (if installed) are dependent upon many factors. Use common sense when relying on information provided. Services not available in every city or roadway. Periodic Enform app updates do not include Navigation updates. Navigation updates are available at an additional cost from your local dealer. See *Navigation Owner's Manual* or contact SiriusXM for details. **3.** Mark Levinson® is a registered trademark of Harman International Industries, Inc. **4.** Coverage and Service may not be available in all areas. **5.** HD Radio™ Technology manufactured under license from iBiquity Digital Corporation U.S. and Foreign Patents. HD Radio™ and the HD, HD Radio, and "Arc" logos are proprietary trademarks of iBiquity Digital Corp. **6.** Always drive safely, obey traffic laws & focus on the road while driving. Apps/services vary by phone/carrier; functionality depends on many factors. Select apps use large amounts of data, you are responsible for charges. Apps/services are subject to change. Apps identified by ™ or ® are trademarks or registered trademarks of their respective companies. For enrollment, cost and more details, see lexus.com/enform. **7.** Ratings achieved using the required premium unleaded gasoline with an octane rating of 91 or higher. If premium fuel is not used, performance will decrease. **8.** Cargo and load capacity limited by weight and distribution. **9.** The SmartAccess system may interfere with some pacemakers or cardiac defibrillators. If you have one of these medical devices, please talk to your doctor to see if you should deactivate this system. **10.** The engine immobilizer is a state-of-the-art anti-theft system. When you insert your key into the ignition switch or bring a SmartAccess fob into the vehicle, the key transmits an electronic code to the vehicle. The engine will only start if the code in the transponder chip inside the key/fob matches the code in the vehicle's immobilizer. Because the transponder chip is embedded in the key/fob, it can be costly to replace. If you lose a key/fob, your Lexus dealer can help. Alternatively, you can find a qualified independent locksmith to perform high-security key services by consulting your local *Yellow Pages* or by contacting www.aloa.org. **11.** Bluetooth® audio device must be enabled with A2DP and AVRCP. **12.** All the airbag (AB) systems are Supplemental Restraint Systems. All ABs are designed to inflate only under certain conditions and in certain types of severe collisions: frontal and knee ABs typically inflate in frontal collisions; side and side curtain ABs in side collisions; Roll-Sensing Curtain ABs at a severe tilt degree, roll or lateral G-force. In all other accidents, the ABs will not inflate. To decrease the risk of injury from an inflating AB, always wear seatbelts, sit upright in the middle of the seat as far back as possible and do not lean against the door. Do not put objects in front of an AB or around the seatback. Do not use a rearward-facing child seat in any front passenger seat. The force of an inflating AB may cause serious injury or death. See *Owner's Manual* for further information/warnings. **13.** The Pre-Collision System is designed to help reduce the crash speed and damage in certain frontal collisions only. It is not a collision-avoidance system and is not a substitute for safe and attentive driving. System effectiveness depends on many factors, such as speed, driver input and road conditions. See *Owner's Manual* for further information. **14.** Dynamic Radar Cruise Control is designed to assist the driver and is not a substitute for safe and attentive driving practices. See *Owner's Manual* for details. **15.** Do not rely exclusively on the Blind Spot Monitor. Always look over your shoulder and use your turn signal. There are limitations to the function, detection, range and clarity of the monitor. For a complete list of limitations and directions regarding use of the monitor, see *Owner's Manual*. **16.** Do not rely exclusively on the Rear Cross-Traffic Alert system. Always look over your shoulder and use your mirrors to confirm rear clearance. There are limitations to the function, detection, range and clarity of the system. To learn more, see *Owner's Manual* for details. **17.** The backup camera does not provide a comprehensive view of the rear area of the vehicle. You should also look around outside your vehicle and use your mirrors to confirm rearward clearance. Cold weather may limit effectiveness and view may become cloudy. **18.** Be sure to obey traffic regulations and maintain awareness of road and traffic conditions. **19.** Bluetooth® technology phones listed on lexus.com have been tested for compatibility with Lexus vehicles. Performance will vary based on phone software version, coverage and your wireless carrier. Phones are warranted by their manufacturer, not Lexus. The Bluetooth word mark and logos are registered trademarks owned by Bluetooth SIG, Inc. and any use of such marks by Lexus is under license. Other trademarks and trade names are those of their respective owners. **20.** Intelligent high-beams system operates at speeds above 21 mph. Situations such as a dirty windshield, variable weather, lighting conditions and hilly terrain will limit effectiveness, requiring the driver to manually turn off. See *Owner's Manual* for details. **21.** Lane Departure Alert is designed to read the lane markers under certain conditions and provide visual and audible alerts when lane departure is detected. It is not a collision-avoidance system or a substitute for safe and attentive driving. Effectiveness depends on many factors. See *Owner's Manual* for more information. **22.** Vehicle Stability Control (VSC) and Vehicle Dynamics Integrated Management (VDIM) are electronic systems designed to help the driver maintain control under adverse conditions. They are not substitutes for safe driving practices. Factors including speed, road conditions and driver steering input can all affect whether VSC and VDIM will be effective in preventing a loss of control. See *Owner's Manual* for further details. **23.** EPA-estimated ratings. Actual mileage will vary. **24.** Performance figures are for comparison only and were obtained with prototype vehicles by professional drivers using special safety equipment and procedures. Do not attempt.

Lexus strives to build vehicles to match customer interest, and thus they typically are built with popular options and option packages. Not all options/packages are available separately, and some may not be available in all regions of the country. See lexus.com for information about options/packages commonly available in your area. If you would prefer a vehicle without any or with different options, contact your dealer to check for current availability or the possibility of placing a special order. Specifications, features, equipment, technical data, performance figures, options, and color and trim are based upon information available at time of printing, are subject to change without notice, and are for mainland U.S.A. vehicles only. Some vehicles shown with available equipment. See your Lexus dealer for details. Lexus reminds you to wear seatbelts, secure children in rear seat, obey all traffic laws and drive responsibly. For more information, call 800-USA-LEXUS (872-5398) or visit lexus.com. To learn more about your financing options, contact your Lexus dealer or call Lexus Financial Services at 800-874-7050.

