



2010 LEXUS

RX



Vehicle shown with available equipment.



Vehicle shown with available equipment.





1.

DRIVERS OF THE ALL-NEW 2010 RX were more than just the ultimate destination of our design. They were the inspiration behind it. Every innovation—created to make driving more effortless and enjoyable. Every feature—designed to benefit the driver in some important way. From the versatility of a larger cargo area, to the responsive performance of a completely redesigned suspension system, to state-of-the-art technology that puts the driver in total control of their surroundings. Each a different part of the driving experience. All essential. And just a few of the many ways the new RX has raised the bar once again in the category it created more than a decade ago. It's a vehicle filled with the only kind of advancements that matter—those that advance you.

*the pursuit of
all for you*





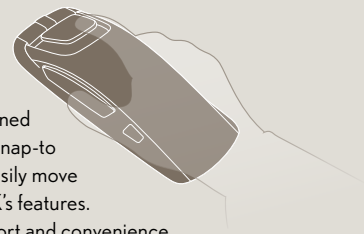
The RX was designed from the point of view that technology is only as impressive as it is useful. After all, what good is having it if you can't use it or get to it easily? That's one of the reasons you'll find innovations within the cabin that are not only incredibly intuitive, but readily accessible. The central display, for example, is purposely located as close to eye level as possible to help you keep your focus on the road ahead. An available voice command system offers even more

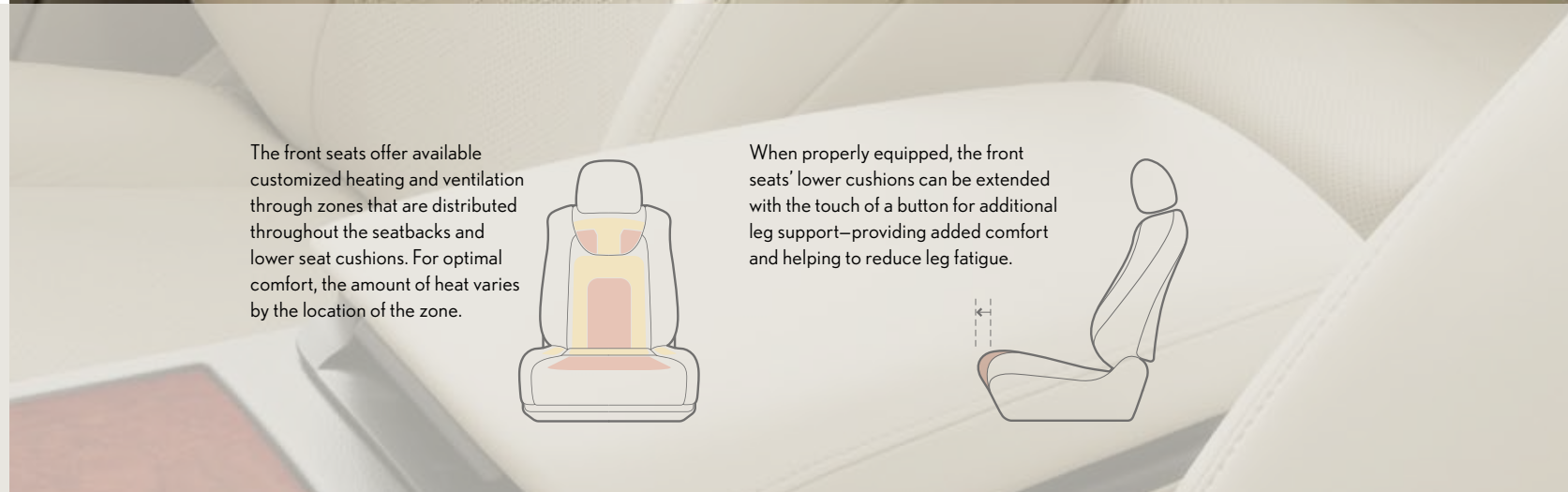
capability than the already advanced standard voice-recognition system, allowing you to control many of the RX's features using normal, everyday speech. And an available Remote Touch device placed where your right hand naturally rests operates similarly to a computer mouse, ensuring that most features within the RX are at fingertips' reach. It's the type of technology that the longer you use it, the more you'll wonder how you ever did without it before.

TECHNOLOGY THAT HELPS YOU FOCUS ON THE ROAD.
NOT THE TECHNOLOGY.

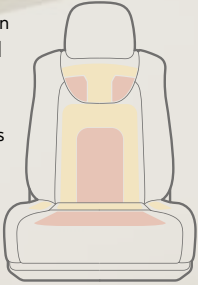


The available Remote Touch device was ergonomically designed with a fingertip toggle pad and snap-to technology that allows you to easily move through logical menus of the RX's features. Located centrally for your comfort and convenience, buttons on either side allow both the driver and front passenger to make selections.





The front seats offer available customized heating and ventilation through zones that are distributed throughout the seatbacks and lower seat cushions. For optimal comfort, the amount of heat varies by the location of the zone.



When properly equipped, the front seats' lower cushions can be extended with the touch of a button for additional leg support—providing added comfort and helping to reduce leg fatigue.





IT OFFERS A UNIQUE APPROACH TO SEATING: YOURS.

Considering the time our designers spend finessing every contour, angle and surface of the RX interior to meet the driver's needs, it's a shame they never get to see the finished product. They would, of course, if not for this fact: Every driver is different. Which means the finishing touches to every interior come

courtesy of the person who will be sitting inside of it. Adjustments like front-seating temperature—easily addressed by available internal heating and ventilation—and available front-seat cushions that can be extended for additional leg support. Both simple ways to make the available semi-aniline leather-

trimmed seating that is among the most comfortable in the world even more comfortable. And to ensure your (and two other drivers') adjustments are not in vain, three available memory buttons will return the seat, steering wheel and side mirrors to their programmed specifications.



PERFECTLY SUITED FOR EVERY NEED.





AND CINEMATIC PREFERENCE.




The all-new 2010 RX is a vehicle virtually without compromise. Literally. Should your rear passengers have decidedly different tastes in entertainment, an available dual Rear-Seat Entertainment System enables two separate video sources to be watched at the same time. With seven-inch LCD screens conveniently located behind the front headrests, both systems are controlled with a single remote, feature wireless headphones¹ and can be used as a DVD player, an audio player or game console.



Nothing can handle a stretch of asphalt and your day-to-day needs quite like a double-wishbone suspension. It sounds a bit bizarre, we grant you, but it's actually the main reason the cargo area in the RX is as wide and expansive as it is. By offering a new take on the conventional double-wishbone design, the

suspension towers take up no space in the cargo area, enabling four large suitcases to lay flat. Need additional room? The rear seats fold effortlessly with remote levers on either side of the rear-door opening. And, with a split-cargo-cover design, covered items are easily within reach when the available power rear door is raised.



With its newly designed rear suspension, the 2010 RX offers greater floor space than the previous generation.²



LEXUS



*the pursuit of
the driver, connected*

2.

IN AUTOMOTIVE CIRCLES, MUCH IS made of feeling connected to the road. But what about feeling connected to the vehicle, itself? Certainly, even the most fervent gearhead would agree that merits just as much consideration. Take technology like an available Heads-up Display that projects information in front of you to help you keep your eyes focused on the road ahead. And steering wheel controls that enable you to operate many features without ever removing your hands from the steering wheel. Including a multifunction toggle button you can use to personalize up to 20 different functions—from interior illumination settings to door-locking preferences. And, with *Bluetooth*^{®3} technology, you can control your compatible cell phone and portable audio player⁴ wirelessly through the RX. After all, while the RX has more than its share of road-sticking technology, what could make you feel more connected than actually being, well, connected?



HEADS-UP DISPLAY, available on the RX, can project simple navigation directions, audio information and vehicle speed on the windshield in front of you.

VOICE COMMAND, available on the RX, enables you to place Bluetooth³ phone calls and control climate, audio and select navigation functions using normal, everyday speech.

REMOTE TOUCH, available on the RX, enables the driver and front passenger to control climate, audio, navigation and personalization functions with a single mouse-like device.

BLUETOOTH³ AUDIO connects wirelessly to your compatible audio player,⁴ allowing you to control it through the vehicle's interface.

*DEVELOPED FROM AN UNDERSTANDING
THAT 100% OF OUR DRIVERS ARE HUMAN.*



Vehicle shown with available equipment.

AND 0% SOUND LIKE ROBOTS.

Funny things, voice-recognition systems. While they're clearly designed for the benefit of people, the speech they recognize is often anything but human.

The voice command that is included with the available Navigation System⁵ in the RX, however, was designed around the way people naturally speak. More than 750,000 utterances reflecting a diverse sampling of ages and accents were captured in a variety of acoustic conditions and used in its development. The most thoroughly tested voice-recognition system available, it can be used to control nearly every function within the interior from climate, to audio, to placing *Bluetooth*³ phone calls. All in the way you'd expect it to. If you say, "It's too hot in here," the climate control will automatically lower the temperature by four degrees. "Call Steve at work" will be met with just that. And, within the destination menu, if you say, "Show me Chinese restaurants," the navigation screen will immediately display locations in your surrounding area.



Offering even more capability than the already advanced standard voice-recognition system, the available voice command can be used to operate audio, XM[®] Radio⁶, select climate functions, *Bluetooth*³ calls, select navigation functions and XM NAVWeather^{TM5} and XM NAVTraffic^{®5} features. For a demonstration, please visit lexus.com/RX/voicecommand.

SO INNOVATIVE, IT ALLOWS YOU
TO DO WHAT MOST NAVIGATION SYSTEMS DO NOT: DRIVE.



- Available XM NAVTraffic⁵ provides real-time traffic, road construction and accident information. For a demonstration, please visit lexus.com/RX/navigation.
- Available XM NAVWeather⁵ provides continually updated weather information along your route.

- The available Heads-up Display projects navigation, speed and audio information onto the windshield. And because the windshield was specifically designed without a designated viewing box, the information can be positioned at different heights for your convenience.




Navigation Systems were developed with one purpose in mind: to help you better navigate your vehicle. Why is it, then, that so many require you to divert your attention in order to use them? The available Navigation System⁵ on the new RX, on the other hand, was designed to help you focus on the road ahead. The display was purposely positioned to be within your line of sight. And, with an available Heads-up Display, simple turn-by-turn

directions, speed and audio information can be projected onto the windshield in front of you. Of course, the capabilities of the system are not limited to navigation alone. For the first time on a utility vehicle, you can be informed of continually updated weather conditions along your route. And, with real-time traffic updates, you can have the system reroute you around road closures, accidents and congestion.



NOT ALL TECHNOLOGY COMES FROM RESEARCH LABS.
SOMETIMES IT'S FOUND ON CITY STREETS.



To assist you with parking and when negotiating narrow passes, an available Wide-view Side Monitor system⁷ uses a camera built into the passenger-side mirror that can provide a view of the ground to the right of the RX at slow speeds or when in reverse.



An available backup camera⁸ displays a wide-angled color view on the rearview mirror or on the available Navigation System⁵ screen whenever the RX is placed in reverse.

The available intelligent highbeam headlamps⁹ on the RX operate in high-beam mode, providing greater visibility, until its sensors detect an oncoming vehicle or other vehicles traveling closely ahead. The headlamps will then automatically enter into low-beam mode until vehicles are no longer detected. For a demonstration, please visit lexus.com/RX/highbeams.



With all due respect to R&D labs and think tanks, the best ideas aren't only found inside conference rooms and corporate complexes. They're often found out here in the real world. Where real drivers drive. It was here we found inspiration for features like an available Wide-view Side Monitor system⁷ that uses a camera positioned underneath the passenger-side mirror to help take the guesswork out of parking. And an available backup camera⁸

that can provide a view of objects behind you on the rearview mirror or on the available Navigation System⁵ display. With the available intelligent highbeam headlamps⁹, we even figured out a way to improve the vision of other drivers on the road. If the headlamps detect oncoming traffic or vehicles traveling closely ahead of you, they automatically switch from high beams to low beams. Once traffic clears, they return to high-beam mode for greater visibility.

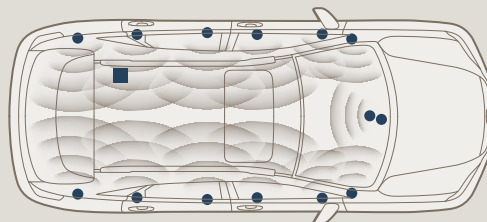
LISTEN TO YOUR FAVORITE BAND LIVE ON TOUR. OR IN YOUR POCKET.

It used to be that the only way a truly dedicated fan could prove their loyalty was by following their favorite band from city to city, crowded venue to crowded venue. How times have changed. With XM Radio,⁶ exclusive concerts and over 170 channels of music, sports, news and entertainment can be heard from the comfort of the RX interior. So much for sacrifice. And, with a compatible *Bluetooth*³ portable audio player,⁴ your entire music library can be accessed and controlled through the RX interface without ever removing the player from

your pocket or purse. Should your player⁴ not feature *Bluetooth*³ capability, the same level of control is offered via an available USB port located conveniently within the armrest. To ensure the system's sound is as flawless as it is advanced, a premium audio system was designed specifically for the RX by a company that built its reputation creating six-figure home-audio systems. The result: an available 15-speaker Mark Levinson[®] Premium Surround Sound Audio System¹⁰ that offers sound quality as close to a live performance as you're likely to find.



The available 15-speaker Mark Levinson Premium Surround Sound Audio System¹⁰ uses 7.1-channel architecture to create a virtual sweet spot of sound that encompasses the entire interior.



Select From the List

Folder : Classical

- 1 Brahms: Symphony #...
- 2 Chopin: Piano Concer...
- 3 Andante Cantabil
- 4 Bruch: Kol Nidrei, O...
- 5 Adagio

OK

ENGINE
START
STOP

PWR-VOL

Volume knob

mark Levinson
PREMIUM SURROUND

AM-FM

SAT

DISC

AUX-USB

SCAN

CH-DISC

SEEK-TRACK

LOAD

TUNE-FILE

Tune/File knob

OFF

AUTO

FRONT

REAR

MODE

TEMP

3:37

LEXUS

P



RX350

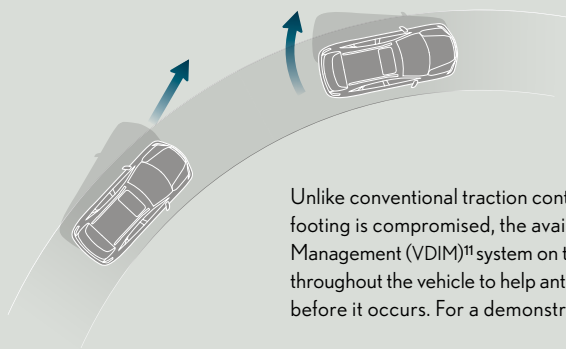


*the pursuit of
fast-forward*

3.

YOU DON'T DESIGN A VEHICLE around a driver and then ignore their right foot. To the contrary, performance is one of the first places you begin. Which is why you'll find the RX was completely redesigned with some of the most innovative performance technology we've ever developed. A uniquely designed double-wishbone rear suspension was created to help provide greater agility (a process that took no less than 30 separate tuning sessions to get it just right, we might add). The undercarriage was crafted with wind channels for optimal aerodynamics. And the engine, with 90% of its torque available at lower RPM, was outfitted with an intelligent six-speed sequential-shift transmission for greater acceleration and response. All the while providing fewer emissions and greater fuel economy. Because when it comes to performance technology, there's really only one way to handle curves: by staying ahead of them.

THE MOST TELLING PERFORMANCE TIMES AREN'T MEASURED IN SECONDS.
THEY'RE MEASURED IN MILLISECONDS.



Unlike conventional traction control systems that react once the vehicle's footing is compromised, the available Vehicle Dynamics Integrated Management (VDIM)¹¹ system on the RX uses a series of sensors positioned throughout the vehicle to help anticipate and correct for a loss of traction before it occurs. For a demonstration, please visit lexus.com/RX/VDIM.



By no means do we intend to discount the importance of 0-to-60 times. But, until every road is straight, flat and dry, they hardly tell the whole story. Take the available Vehicle Dynamics Integrated Management^{††} system on the RX, for example. Utilizing a network of sensors that monitor everything from speed, to steering, to braking, the system can anticipate a loss of traction and help correct it before it occurs. All within a fraction of a second. The RX can even sense if the wheels are braking on different surfaces—a wet road on the left and an icy shoulder on the right, for instance—and add steering torque to either side to help the driver account for the difference.

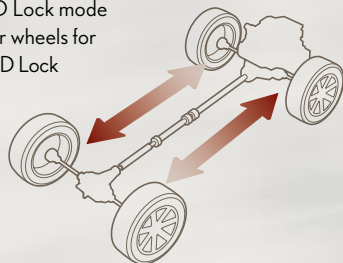


*WEATHER CAN CHANGE IN AN INSTANT.
SO WE DESIGNED AN ALL-WHEEL DRIVE SYSTEM
TO RESPOND EVEN FASTER.*

All-wheel drive or no all-wheel drive? Since Mother Nature can never seem to make up her mind, how's a driver to decide? With available Active Torque Control all-wheel drive, you don't. By monitoring a series of sensors, it's designed to power the rear wheels only when needed and by the amount required. During normal on-road driving, for instance, the vehicle sends 100% of the power to the front wheels for optimal efficiency. Should you encounter a rogue patch of ice, the system will automatically allocate the necessary amount of power to the front and rear wheels to help maintain traction. It's so advanced, in fact, that it can predict your intended path around a turn and proactively provide torque to the rear wheels to help reduce oversteering or understeering.



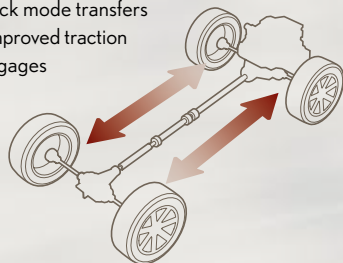
The Active Torque Control all-wheel drive (AWD) system powers the rear wheels, only as needed, to help increase fuel efficiency. Based on road conditions and input from various sensors, it can automatically vary power distribution from 50/50 (front/rear) to 100/0 (front/rear). An AWD Lock mode transfers the maximum amount of power to the rear wheels for improved traction in slick, low-speed conditions; AWD Lock mode disengages automatically when the vehicle reaches 25 mph. For a demonstration, please visit lexus.com/RX/AWD.



On loose or slick surfaces, Lock mode can be used to distribute power evenly between the front and rear wheels to help improve traction. The Lock mode disengages and transfers to the Auto mode when vehicle speed exceeds 25 mph (40 km/h).



The available Active Torque Control all-wheel drive (AWD) system powers the rear wheels, only as needed, to help increase fuel efficiency. Based on road conditions and input from various sensors, it can automatically vary power distribution from 50/50 (front/rear) to 100/0 (front/rear). An AWD Lock mode transfers the maximum amount of power to the rear wheels for improved traction in slick, low-speed conditions; AWD Lock mode disengages automatically when the vehicle reaches 25 mph. For a demonstration, please visit lexus.com/RX/AWD.

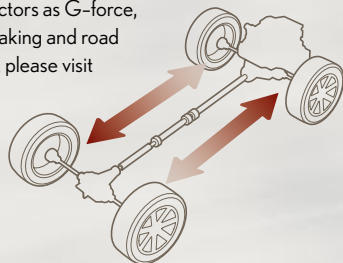


On loose or slick surfaces, Lock mode can be used to distribute power evenly between the front and rear wheels to help improve traction. The Lock mode disengages and transfers to the Auto mode when vehicle speed exceeds 25 mph (40 km/h).

Rollover to view demo



The Active Torque Control all-wheel drive (AWD) system can distribute up to 50% of the power from the front wheels to the rear based on input from a network of sensors that monitor and account for such factors as G-force, steering angle, vehicle speed, braking and road conditions. For a demonstration, please visit lexus.com/RX/AWD.



On loose or slick surfaces, Lock mode can be used to distribute power evenly between the front and rear wheels to help improve traction. Once the vehicle reaches 25 mph, the mode is automatically disengaged.


IT OFFERS 20 ACTIVELY SAFE FEATURES.
INCLUDING ONE HIGHLY SOPHISTICATED HUNCH.



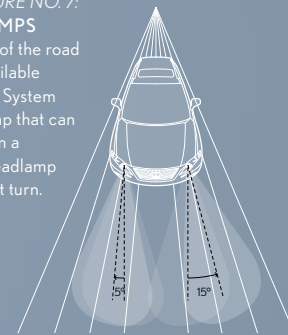
Rollover to view demo

Dynamic Radar Cruise Control is designed to assist the driver and is not a substitute for safe and attentive driving practices. Please see your Owner's Manual for important instructions and cautions.

ACTIVELY SAFE FEATURE NO. 4: PRE-COLLISION SYSTEM (PCS)¹²
Utilizing advanced radar technology, the available Pre-Collision System (PCS)¹² can detect an imminent frontal collision and, while retracting the seatbelts, automatically prepare Brake Assist¹³ to provide increased braking pressure the moment you forcibly step on the brake pedal. For a demonstration, please visit lexus.com/RX/PCS.



ACTIVELY SAFE FEATURE NO. 7: ADAPTIVE HEADLAMPS
To help illuminate more of the road ahead in a curve, an available Adaptive Front Lighting System features a right headlamp that can rotate up to 5 degrees in a right turn and the left headlamp up to 15 degrees in a left turn.



VEHICLE DYNAMICS INTEGRATED MANAGEMENT (VDIM)¹¹

DIRECT TIRE PRESSURE MONITOR SYSTEM¹⁴

VEHICLE STABILITY CONTROL (VSC)¹¹

ADVANCED TRACTION CONTROL

ACTIVE TORQUE CONTROL ALL-WHEEL DRIVE (AWD)

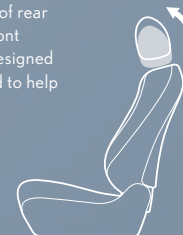
ELECTRONIC BRAKEFORCE DISTRIBUTION (EBD)




PASSIVE SAFETY FEATURE: SEATBELT PRE-TENSIONERS
If the available Pre-Collision System (PCS)¹² detects an unavoidable collision, the front seatbelts are automatically retracted prior to impact, helping to protect the occupants.



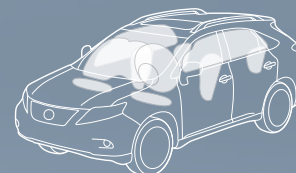
PASSIVE SAFETY FEATURE: FRONT-SEAT ACTIVE HEADREST¹⁵
In the event of certain types of rear collisions, the driver's and front passenger's headrests are designed to move upward and forward to help prevent whiplash.



PASSIVE SAFETY FEATURE: REINFORCED PILLAR STRUCTURE
One of the outcomes of the 233 crash tests performed on the RX during development is a reinforced and overlapping pillar design that helps provide increased buckling strength and reduces the likelihood of deformation of the area around the pillars.



PASSIVE SAFETY FEATURE: CLASS-LEADING 10-AIRBAG SYSTEM¹⁶
The new RX is equipped with front and second-row curtain shield airbags,¹⁶ dual-stage front, knee and side airbags¹⁶ for the driver and front passenger, and seat-mounted side airbags¹⁶ for the rear outboard passengers.



Call it a state-of-the-art inkling, if you will. Utilizing advanced radar technology, the available PRE-COLLISION SYSTEM¹² can sense an imminent impact and automatically retract the front seatbelts while preparing Brake Assist¹³ to help you stop faster. It's just one of the 20 Actively Safe features offered on the RX that was inspired by our belief that the safest accident is the one that never happens. Of course, if impact does occur, you can also take comfort in knowing that the RX features a host of passive safety measures as well. Like a class-leading 10-airbag system¹⁶ and active front headrests¹⁵ that can move upward and forward in the event of a certain types of rear collisions to help prevent whiplash. After all, while there are countless differences between the all-new RX and the previous generation, the one thing that will never change is the priority that we place on safety.

*the pursuit of
the power of h*

4.

IT WASN'T SO LONG AGO THAT THE WORDS luxury and hybrid were considered mutually exclusive. The original RX Hybrid changed that. It introduced a new category and proved that conventional truisms were anything but. It proved that when technology and optimism combine, almost anything is possible. It couldn't be more fitting then that the model that brought us the world's first luxury hybrid is the one to change the category again with the completely reengineered RX 450h. It features a highly efficient gasoline engine that is unlike most in the world. Nearly every hybrid component was made more lightweight, and the entire system was made more intelligent for greater fuel efficiency and lower emissions. At the same time, its performance was enhanced with an intelligent shift-control system, a first for a hybrid. Unbelievable? That's the power of optimism. That's the power of h.



thepowerofh.com



PROGRESS JUST MADE PROGRESS.



thepowerofh.com

Vehicle shown with available equipment.



● **MORE FUEL-EFFICIENT ENGINE**

The gasoline engine on the all-new 2010 RX Hybrid is able to convert more of the energy generated during combustion into mechanical energy than conventional engines. The result when part of the hybrid system—fewer emissions and greater fuel efficiency.

● **EXHAUST HEAT-RECOVERY SYSTEM**

During startup, exhaust gasses are captured and used to help warm the gasoline engine. On cold days, this can significantly reduce the time it takes for the vehicle to reach a point where it can shut off the gasoline engine and function on battery power alone.

● **ECO MODE**

When in the newly offered ECO mode, fuel efficiency is increased by automatically optimizing multiple systems to consume less energy and regulating the throttle response for more even acceleration.

*DRIVEN BY MULTIPLE SYSTEMS.
POWERED BY ONE UNWAVERING PHILOSOPHY.*

THE NEXT-GENERATION HYBRID SYSTEM

The RX 450h began with a simple challenge: Develop the most efficient Lexus Hybrid system to date without sacrificing an ounce of performance. A simple challenge that was really anything but. We started by developing a new gasoline engine from scratch—one that works differently from conventional engines to convert more of the energy generated during combustion into mechanical energy. Hardly a baby step. Next, we designed a new hybrid

battery that is lighter and even more powerful. One source of its power, however, remains the same—the momentum captured during braking so there's no need to plug it in.

EFFICIENCY THROUGH TECHNOLOGY

Exhaust gasses are an inevitable byproduct of combustion engines. The RX 450h, however, captures, cools and reuses these gasses in the combustion process with a new Exhaust Gas Recirculation system, reducing emissions and providing best-in-class fuel

economy. A new Exhaust Heat-Recovery system even uses a portion of these gasses to warm the engine, significantly shortening the amount of time it takes the RX to reach a temperature at which it can function on battery power alone. By up to 15 minutes in extremely cold weather. And, unlike conventional engine-powered air conditioning systems, the system on the RX 450h is powered by an electric motor so you can remain comfortable without being wasteful.



thepowerofh.com

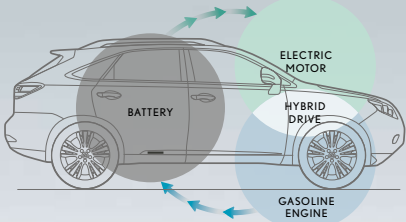
Vehicle shown with available equipment.

ENHANCED PERFORMANCE

The RX 450h features a manual-shift mode that is the first of its kind on a hybrid utility vehicle. Enabling the driver to upshift or downshift on the fly, it provides greater responsiveness and maneuverability coming out of corners. It also features an intelligent performance system that can estimate whether you are traveling uphill or downhill and automatically select the appropriate gear-ratio for optimal engine response.

IT IS, OF COURSE, STILL A LEXUS

While much of the technology has changed, the pursuit of perfection behind it has not. Case in point, Lexus engineers developed an entirely new component for the gasoline



For a demonstration of the next-generation hybrid system, please visit lexus.com/RX/hybrid.

engine. Not for the purpose of efficiency. Or for performance. It was so the gasoline engine's already subtle vibrations would be that much more imperceptible when it turns on and off while driving. Combine that with all the hallmarks of Lexus luxury, craftsmanship and innovation you've come to expect in every vehicle and it becomes clear that while the notion of progress may be associated with the "h" on the rear, it really began years ago with the "L" on the front.



Customer service beyond expectations. It's the one pursuit that has nothing to do with the design of our vehicles and everything to do with our philosophy as a company. "Treat each customer as we would a guest in our home" is not just a promise we make. It's a promise we keep.



OPTION PACKAGES*

PREMIUM PACKAGE

Leather-trimmed interior

Power tilt-and-slide moonroof with one-touch open/close and sliding sunshade

Lexus Memory System to control power driver's seat (except lumbar), outside mirrors and steering wheel

Electrochromic (auto-dimming) outside mirrors

Power rear door

USB audio input for iPod®17/compatible music player integration with audio system

Rear armrest storage compartment with cover

COMFORT PACKAGE

Heated and ventilated front seats

Bi-Xenon™ High-Intensity Discharge (HID) headlamps (RX 350, RX 450h) or LED headlamps (RX 450h includes headlamp washers)

Adaptive Front Lighting System (AFS)

Intelligent highbeam headlamps⁹

Rain-sensing intermittent windshield wipers with mist cycle

LUXURY PACKAGE

Includes all Premium Package contents plus:

Semi-aniline leather-trimmed interior

Wood- and leather-trimmed steering wheel and shift knob

Front-seat power cushion extender

LED-illuminated front door sills

19-inch seven-spoke alloy wheels (RX 350)¹⁸ or 19-inch split-five-spoke alloy wheels (RX 450h)¹⁸ with 235/55VR19 all-season tires¹⁸

Headlamp washers

Power-folding outside mirrors

Wide-view Side Monitor system⁷

NAVIGATION PACKAGE

HDD Navigation System⁵ including Remote Touch device, voice command, color LCD display with integrated backup camera⁸, 12-speaker audio system and enhanced *Bluetooth* technology³

XM NavTraffic⁵ and XM NavWeather⁵

Lexus 12-speaker Premium Sound System with Automatic Sound Levelizer (ASL) and in-dash, single-feed, six-disc CD auto-changer

Smog-sensing automatic recirculation mode for climate-control system

SPORT PACKAGE

19-inch seven-spoke alloy wheels (RX 350)¹⁸ or 19-inch split-five-spoke alloy wheels (RX 450h)¹⁸ with Superchrome finish and 235/55VR19 all-season tires¹⁸

Sport-tuned suspension

Vehicle Dynamics Integrated Management (VDIM)¹¹ with cutoff switch (RX 350; standard on RX 450h)

OPTIONS AND ACCESSORIES*

Mark Levinson 15-speaker, 330 watts, all channels driven, @ less than 0.1% THD, 20-20,000 Hz¹⁹ Premium Surround Sound Audio System¹⁰ with Automatic Sound Levelizer (ASL), 7.1 architecture and in-dash, single-feed, six-disc DVD/CD auto-changer featuring DVD-audio and DVD-video playback

Dual-screen DVD Rear-Seat Entertainment System (RSES) with wireless headphones,¹ audio/video inputs and two-prong 120V AC power outlet

Heads-up Display

Wood- and leather-trimmed steering wheel and shift knob

Heated and ventilated front seats

Bi-Xenon High-Intensity Discharge (HID) headlamps with Adaptive Front Lighting System (AFS) and intelligent highbeam headlamps⁹

LED headlamps with Adaptive Front Lighting System (AFS), intelligent highbeam headlamps⁹ and headlamp washers (RX 450h)

19-inch seven-spoke alloy wheels¹⁸ with 235/55VR19 all-season tires (RX 350)¹⁸

19-inch split-five-spoke alloy wheels¹⁸ with 235/55VR19 all-season tires (RX 450h)¹⁸

Backup camera⁸ integrated into inside rearview mirror

Intuitive Parking Assist

Pre-Collision System (PCS)¹² and Dynamic Radar Cruise Control²⁰

Two-prong 120V AC power outlet

Towing Prep Package (AWD only)²¹

Towing equipment (tow-hitch receiver, ball mount, trailer ball)²¹

All-weather cargo mat

Ashtray

Cargo net

Cargo mat

Glass-breakage sensor

Remote engine starter²²

Roof rack attachment-bike rack²³

Roof rack attachment-ski/snowboard rack²³

Roof rack CrossBars²⁴

Wheel locks

*Please see inside back cover for more information regarding options/packages.

THE DEALERSHIP EXPERIENCE

If you visit one of our dealerships, make yourself at home. Help yourself to a beverage or some light fare. Been awhile since you've checked your stocks or e-mail? Most dealerships provide Internet access. Picking up your new Lexus? Rest assured that our associates will make the transition as seamless as possible. From setting your favorite radio stations to connecting and transferring your compatible cell phone's contacts to the available *Bluetooth** system on your vehicle. We'll even position and adjust the driver's seat to your exact specifications.

LEXUS MAGAZINE

Every three months, owners are mailed a complimentary issue of Lexus magazine, an award-winning journal of experiences, trends and human-interest pieces. While some stories are directly related to Lexus vehicles and innovations, the magazine primarily focuses on the more unique and lifestyle-oriented aspects of luxury. Readers will find interesting information and thought-provoking articles on cuisine, culture and travel destinations and will enjoy beautifully photographed articles by well-regarded editors and writers. In fact, current Lexus owners find the magazine so entertaining that the majority pass their personal copy along to family and friends for their enjoyment.

VIP TREATMENT

We've made arrangements with select partners across the country to provide first-class treatment to Lexus owners. At specific venues, for example, benefits include waived parking fees, complimentary valet service and convenient, designated spaces. At certain theaters and sporting arenas, Lexus owners can receive VIP access to Lexus clubs and lounges through their dealer. And, should you ever visit California's world-renowned Napa Valley, we've arranged for VIP treatment at some of the finest wineries. Specific benefits vary from exclusive reserve tastings and complimentary shipping to personal cellar tours and private picnics overlooking the valley.

HOTEL PARTNERSHIPS

We've also formed partnerships with more than 15 of the country's premiere vacation destinations, including The Fairmont Turnberry Isle Resort & Club, Miami; The Fairmont Orchid, Hawaii; and The Fairmont San Francisco. As a benefit of this partnership, every Lexus owner, upon booking their second night's stay, is automatically given Premier membership status in Fairmont President's Club and offered a complimentary room upgrade along with a host of other available benefits.

For a complete list of our hotel partners and more information on the ownership benefits listed here, please visit owners.lexus.com.



The service you receive as a Cardmember* promises everything you expect from Lexus. With the Lexus Pursuits Visa® Signature Card, you will enjoy no pre-set spending limit† and no annual fee. Also enjoy exclusive Visa Signature concierge benefits, including complimentary assistance with travel, hard-to-get tickets and even the perfect gift. Plus, you will receive preferred access to popular entertainment, dining and special events.

With Lexus Pursuits Points, you will earn Lexus rewards, which are part of one of the richest rewards programs available. Earn 5 points for every \$1 spent at your participating Lexus dealership and 1.5 points for every \$1 spent everywhere else Visa is accepted. Points are redeemable toward Lexus service, parts, accessories—and even up to 10% off your next new Lexus vehicle purchase or lease at participating Lexus dealerships. With the optional Travel Rewards Program (yearly fee required) you may choose to redeem your points toward virtually all your travel needs.


To apply, call 888-777-5555 ext. 82259 or visit LexusPursuits.com/apply/vehicle10.

*On approved credit. Terms, conditions and restrictions apply and are fully described in the Lexus Pursuits Visa Cardmember Agreement and the Lexus Pursuits Rewards Program Terms and Conditions. Redemption only available at participating Lexus dealerships in the continental U.S. and Alaska. Points cannot be redeemed for cash. You must have a valid permanent home address within the 50 United States or the District of Columbia. The creditor and issuer of the Lexus Pursuits Visa is Lexus Financial Savings Bank.


†No pre-set spending limit does not mean unlimited spending.

*The Bluetooth technology phones listed on lexus.com have been tested for compatibility with Lexus vehicles. Performance will vary based on phone software version, coverage and your wireless carrier. Phones are warranted by their manufacturer, not Lexus.

EXTERIOR COLORS



Tungsten Pearl



Starfire Pearl




Truffle Mica



Cerulean Blue Metallic




Golden Almond Metallic



Matador Red Mica



Black Sapphire Pearl



Obsidian



Smoky Granite Mica



Aurora White Pearl*


INTERIOR COLORS AND WOOD TRIM




Espresso
Bird's-Eye Maple




Brown Walnut



Parchment Leather



Light Gray Leather



Black Leather

[View RX Gallery](#)

[View RX Hybrid Gallery](#)

COLOR AVAILABILITY

	Parchment Leather	Light Gray Leather	Black Leather	Light Gray Fabric
Tungsten Pearl		■	■	■
Starfire Pearl	■	■		■
Truffle Mica	■		■	
Cerulean Blue Metallic	■	■	■	■
Golden Almond Metallic	■		■	
Matador Red Mica	■		■	
Black Sapphire Pearl	■	■	■	
Obsidian	■	■	■	
Smoky Granite Mica		■	■	
Aurora White Pearl		■		
Espresso Bird's-Eye Maple		■		■
Brown Walnut	■		■	

For information on pricing, financing and to configure your own, please visit lexus.com/RX.

Fabric interior is standard. Leather and perforated leather-trimmed interior is available. 2010 RX 450h available April 2009. *Available on RX 450h only.

STANDARD LUXURY FEATURES

LUXURY AND CONVENIENCE

SmartAccess^{22,29} with push-button Start/Stop and touch sensors on exterior front-door handles

Dual-zone automatic climate control with interior air filter

Power windows with one-touch auto open/close feature

Remote-linked opening for windows and available moonroof

Power tilt-and-telescopic steering column

Power door locks

Cruise control

Sliding front center console with storage bin, dual power outlets and pass-through storage

Accessory power outlet in front center stack, rear console box and rear cargo area

Electrochromic (auto-dimming) inside rearview mirror

HomeLink[®] universal transceiver to operate compatible garage, gate, home lighting and home security systems

Front and rear cupholders

Automatic on/off projector-beam headlamps with auto-off delay

Power-adjustable outside mirrors with integrated turn indicators and defoggers

Roof rails^{23,24}

Rear bumper protector

SEATING AND TRIM

Espresso bird's-eye maple or brown walnut interior wood trim

Leather-trimmed steering wheel and shift knob

10-way driver's and front passenger's (including lumbar) power seats

Height-adjustable headrests for all seats

Reclining, sliding rear seat (40/20/40 split)

AUDIO

Bluetooth technology³

XM Radio⁶

Lexus nine-speaker Premium Sound System with Automatic Sound Levelizer (ASL) and in-dash, single-feed, six-disc CD auto-changer

Bluetooth³ audio profile for wireless integration of compatible music players⁴ with in-vehicle audio system controls

Auxiliary iPod¹⁷/MP3/Windows Media[®] Audio (WMA) port

FM-diversity antenna system

INSTRUMENTATION AND CONTROLS

Electroluminescent instrumentation

Steering-wheel-mounted audio and display controls

Organic Light-Emitting Diode (OLED) multi-information display in gauge cluster

Liquid Crystal Display (LCD) multi-information display on upper console

Interior electronic fuel-filler door release

Lexus Personalized Settings (LPS) to customize select electronic functions and vehicle settings

STANDARD SAFETY AND SECURITY FEATURES

ACTIVE SAFETY

Vehicle Dynamics Integrated Management (VDIM)¹¹ with cutoff switch (RX 450h, available RX 350)

Vehicle Stability Control (VSC)¹¹ with cutoff switch (RX 350)

Traction Control (TRAC)

Electronic Controlled Braking (ECB) (RX 450h)

Four-sensor, four-channel Anti-lock Braking System (ABS)

Brake Assist¹³

Electronic Brakeforce Distribution (EBD)

Four-wheel power-assisted disc brakes

Direct Tire Pressure Monitor System¹⁴

Daytime running lights

Integrated foglamps

LED taillamps

Water-repellent front-door glass

Variable intermittent front windshield wipers

Rear intermittent wiper

Rear-window defogger with auto-off timer

PASSIVE SAFETY

Driver's and front passenger's advanced airbag system (SRS)¹⁶ with front passenger's twin-chamber airbag (SRS)¹⁶

Front and rear seat-mounted side airbags (SRS)¹⁶

Driver's and front passenger's knee airbags (SRS)¹⁶

Front and rear Roll-Sensing Curtain Airbags (RSCA) (SRS)¹⁶

Active front headrests¹⁵

Three-point seatbelts for all seating positions, pre-tensioners with force limiters for front and outboard rear seats

Automatic Locking Retractor/Emergency Locking Retractor (ALR/ELR) seatbelts for rear outboard seating positions. Emergency Locking Retractor (ELR) only for driver's seat

Height-adjustable front shoulder belt anchors

Child Restraint Seat (CRS) tether anchor brackets for rear outboard seating positions

Highly rigid body structure with front and rear crumple zones

Side-impact door beams

Reinforcements in pillars and door sills

Impact-dissipating upper interior trim

Collapsible steering column

Collapsible brake pedal

SECURITY

Vehicle theft-deterrent and engine-immobilizer system²²

First aid kit

Tool kit

OPTION PACKAGES*

PREMIUM PACKAGE

Leather-trimmed interior

Power tilt-and-slide moonroof with one-touch open/close and sliding sunshade

Lexus Memory System to control power driver's seat (except lumbar), outside mirrors and steering wheel

Electrochromic (auto-dimming) outside mirrors

Power rear door

USB audio input for iPod®/compatible music player integration with audio system

Rear armrest storage compartment with cover

COMFORT PACKAGE

Heated and ventilated front seats

Bi-Xenon™ High-Intensity Discharge (HID) headlamps (RX 350, RX 450h) or LED headlamps (RX 450h includes headlamp washers)

Adaptive Front Lighting System (AFS)

Intelligent highbeam headlamps⁹

Rain-sensing intermittent windshield wipers with mist cycle

LUXURY PACKAGE

Includes all Premium Package contents plus:

Semi-aniline leather-trimmed interior

Wood- and leather-trimmed steering wheel and shift knob

Front-seat power cushion extender

LED-illuminated front door sills

19-inch seven-spoke alloy wheels (RX 350)¹⁸ or 19-inch split-five-spoke alloy wheels (RX 450h)¹⁸ with 235/55VR19 all-season tires¹⁸

LED headlamps with Adaptive Front Lighting System (AFS) and intelligent highbeam headlamps (RX 450h)⁹

Headlamp washers

Power-folding outside mirrors

Wide-view Side Monitor system⁷

NAVIGATION PACKAGE

HDD Navigation System⁵ including Remote Touch device, voice command, color LCD display with integrated backup camera,⁸ 12-speaker audio system and enhanced *Bluetooth* technology³

XM NavTraffic⁵ and XM NavWeather⁵

Lexus 12-speaker Premium Sound System with Automatic Sound Levelizer (ASL) and in-dash, single-feed, six-disc CD auto-changer

Smog-sensing automatic recirculation mode for climate-control system

SPORT PACKAGE

19-inch seven-spoke alloy wheels (RX 350)¹⁸ or 19-inch split-five-spoke alloy wheels (RX 450h)¹⁸ with Superchrome finish and 235/55VR19 all-season tires¹⁸

Sport-tuned suspension

Vehicle Dynamics Integrated Management (VDIM)¹¹ with cutoff switch (RX 350; standard on RX 450h)

OPTIONS AND ACCESSORIES*

Mark Levinson 15-speaker, 330 watts, all channels driven, @ less than 0.1% THD, 20-20,000 Hz¹⁹ Premium Surround Sound Audio System¹⁰ with Automatic Sound Levelizer (ASL), 7.1 architecture and in-dash, single-feed, six-disc DVD/CD auto-changer featuring DVD-audio and DVD-video playback

Dual-screen DVD Rear-Seat Entertainment System (RSES) with wireless headphones,¹ audio/video inputs and two-prong 120V AC power outlet

Heads-up Display

Wood- and leather-trimmed steering wheel and shift knob

Heated and ventilated front seats

Bi-Xenon High-Intensity Discharge (HID) headlamps with Adaptive Front Lighting System (AFS) and intelligent highbeam headlamps⁹

LED headlamps with Adaptive Front Lighting System (AFS), intelligent highbeam headlamps⁹ and headlamp washers (RX 450h)

19-inch seven-spoke alloy wheels¹⁸ with 235/55VR19 all-season tires (RX 350)¹⁸

19-inch split-five-spoke alloy wheels¹⁸ with 235/55VR19 all-season tires (RX 450h)¹⁸

Backup camera⁸ integrated into inside rearview mirror

Intuitive Parking Assist

Pre-Collision System (PCS)¹² and Dynamic Radar Cruise Control²⁰

Two-prong 120V AC power outlet

Towing Prep Package (AWD only)²¹

Towing equipment (tow-hitch receiver, ball mount, trailer ball)²¹

All-weather cargo mat

All-weather floor mats

Ashtray

Cargo net

Cargo mat

Glass-breakage sensor

Premium carpet floor mats

Remote engine starter²²

Roof rack attachment-bike rack²³

Roof rack attachment-ski/snowboard rack²³

Roof rack CrossBars²⁴

Wheel locks

*Please see inside back cover for more information regarding options/packages.

PERFORMANCE

RX 350

0-60 MPH ACCELERATION	7.4 seconds (FWD) ^{25,26} 7.5 seconds (AWD) ^{25,26}
1/4-MILE ACCELERATION	16.1 seconds (FWD) ^{25,26} 15.7 seconds (AWD) ^{25,26}
TOP TRACK SPEED (electronically limited)	112 mph ^{25,26}
FUEL ECONOMY ESTIMATES (city/highway/combined)	18/25/21 mpg (FWD) ²⁷ 18/24/20 mpg (AWD) ²⁷
AERODYNAMIC DRAG COEFFICIENT	0.33
TURNING CIRCLE	38.8 ft (11.8 m)

RX 450h

FUEL ECONOMY ESTIMATES (city/highway/combined)	28/27/28 mpg (FWD) ²⁷ 28/26/27 mpg (AWD) ²⁷
AERODYNAMIC DRAG COEFFICIENT	0.33
TURNING CIRCLE	38.8 ft (11.8 m)

ENGINE

RX 350

TYPE	60° V6, aluminum block and heads
DISPLACEMENT	3.5 liters (211 cubic inches)
VALVETRAIN	Four cam, four valves per cylinder, with dual Variable Valve Timing with intelligence (VVT-i)
HORSEPOWER AT RPM	275 hp @ 6,200 ²⁵
TORQUE AT RPM	257 lb-ft @ 4,700 ²⁵
EMISSION RATING	Certified Ultra-Low Emission Vehicle (ULEV II)

RX 450h

TYPE	Atkinson Cycle 60° V6, aluminum block and heads
DISPLACEMENT	3.5 liters (211 cubic inches)
VALVETRAIN	Four cam, four valves per cylinder, with Variable Valve Timing with intelligence (VVT-i)
ELECTRIC-DRIVE MOTORS	Front (FWD) or front and rear (AWD) high-output, permanent-magnet, electric-drive motors with EV mode
TOTAL SYSTEM HORSEPOWER	295 hp ²⁵
EMISSION RATING	Certified Super Ultra-Low Emission Vehicle (SULEV II)

DRIVETRAIN

RX 350

DRIVE WHEELS	Front-wheel drive (FWD) Active Torque Control all-wheel drive with variable torque split and manual-locking center differential
TRANSMISSION	Six-speed automatic Electronically Controlled Transmission (ECT) with Manual Shift and Snow modes
FINAL DRIVE RATIO	4.398:1 (FWD) 4.398:1/2.277:1 (front/rear) (AWD)

RX 450h

DRIVE WHEELS	Front-wheel drive (FWD) Part-time all-wheel drive (AWD) ²⁸
TRANSMISSION	Electronically controlled Continuously Variable Transmission (ECVT) with Manual Shift and Snow modes
FINAL DRIVE RATIO	3.542:1

CHASSIS

SUSPENSION	Front: Independent, MacPherson struts with inversely wound coil springs, gas-pressurized shock absorbers, stabilizer bar Rear: Independent, double-wishbone with coil springs, gas-pressurized shock absorbers, stabilizer bar
STEERING	Electronic Power Steering (EPS) system 2.79 turns lock-to-lock
BRAKES	Four-wheel power-assisted disc brakes with four-sensor, four-channel Anti-lock Braking System (ABS), Electronic Brakeforce Distribution (EBD) and Brake Assist ¹³ 12.9-in ventilated front, 12.2-in solid rear discs Electronic Controlled Braking (ECB) with regenerative braking function (RX 450h)
WHEELS AND TIRES	18-in five-spoke alloy wheels with 235/60VR18 all-season tires. ¹⁸ Full-size spare tire with steel wheel Optional: 19-in seven-spoke alloy wheels with 235/55VR19 all-season tires (RX 350) ¹⁸ Optional: 19-in seven-spoke alloy wheels with available Superchrome finish and 235/55VR19 all-season tires (RX 350) ¹⁸ Optional: 19-in split-five-spoke alloy wheels with available Superchrome finish and 235/55VR19 all-season tires (RX 450h) ¹⁸

GENERAL

TYPE	Five-passenger luxury utility vehicle
CONSTRUCTION	Welded-steel unibody
CURB WEIGHT	4,178 lb (1,895 kg) (RX 350 FWD) 4,343 lb (1,970 kg) (RX 350 AWD) 4,519 lb (2,050 kg) (RX 450h FWD) 4,652 lb (2,110 kg) (RX 450h AWD)
APPROACH ANGLE	28.6 (AWD)
DEPARTURE ANGLE	24.9 (RX 350 AWD) 24.6 (RX 450h AWD)
TOWING CAPACITY (MAX)	3,500 lb (1,588 kg) ²¹ (AWD w/optional Towing Package)

WHEELS



18-inch five-spoke alloy wheel¹⁸
STANDARD RX 350 AND RX 450h



19-inch seven-spoke alloy wheel¹⁸
AVAILABLE RX 350
19-inch seven-spoke Superchrome alloy wheel¹⁸
AVAILABLE RX 350

RX 450h



19-inch split-five-spoke alloy wheel¹⁸
AVAILABLE RX 450h

BODY AND DIMENSIONS

HEADROOM
front/rear w/moonroof
39.1/37.7 in (992/958 mm)

SHOULDER ROOM
front/rear
58.0/57.6 in (1,473/1,462 mm)

HIP ROOM
front/rear
55.6/54.5 in (1,412/1,385 mm)

HEIGHT
66.3 in (1,685 mm)
67.7 in (1,720 mm) (w/roof rails)




WIDTH 74.2 in (1,885 mm)

CARGO CAPACITY
40.0 cu ft (1,132)² (RX 350 behind rear seats)
80.3 cu ft (2,272.5)² (RX 350 max)

FUEL-TANK CAPACITY
19.2 gal (72.5 L) (RX 350)
17.2 gal (65 L) (RX 450h)

LEGROOM
front/rear
43.1/36.8 in (1,096/934 mm) (RX 350)
43.1/37.1 in (1,096/942 mm) (RX 450h)

GROUND CLEARANCE
7.3 in (185 mm) (RX 350)
6.9 in (175 mm) (RX 450h)



WHEELBASE 107.9 in (2,740 mm)

OVERALL LENGTH 187.8 in (4,770 mm)

RX 450h

SHOULDER ROOM
front/rear
58.0/57.6 in
(1,473/1,462 mm)

HIP ROOM
front/rear
55.6/54.5 in
(1,412/1,385 mm)

HEADROOM
front/rear w/moonroof
39.1/37.7 in (992/958 mm)

HEIGHT
66.3 in (1,685 mm)
67.7 in (1,720 mm) (w/roof rails)



WIDTH 74.2 in (1,885 mm)

PERFORMANCE

RX 350

0-60 MPH ACCELERATION	7.8 seconds (FWD) ^{25,26} 7.4 seconds (AWD) ^{25,26}
1/4-MILE ACCELERATION	16.1 seconds (FWD) ^{25,26} 15.7 seconds (AWD) ^{25,26}
TOP TRACK SPEED (electronically limited)	112 mph ^{25,26}
FUEL ECONOMY ESTIMATES (city/highway/combined)	18/25/21 mpg (FWD) ²⁷ 18/24/20 mpg (AWD) ²⁷
AERODYNAMIC DRAG COEFFICIENT	0.33
TURNING CIRCLE	38.8 ft (11.8 m)

RX 450h

FUEL ECONOMY ESTIMATES (city/highway/combined)	28/27/28 mpg (FWD) ²⁷ 28/26/27 mpg (AWD) ²⁷
AERODYNAMIC DRAG COEFFICIENT	0.33
TURNING CIRCLE	38.8 ft (11.8 m)

ENGINE

RX 350

TYPE	60° V6, aluminum block and heads
DISPLACEMENT	3.5 liters (211 cubic inches)
VALVETRAIN	Four cam, four valves per cylinder, with dual Variable Valve Timing with intelligence (VVT-i)
HORSEPOWER AT RPM	275 hp @ 6,200 ²⁵
TORQUE AT RPM	257 lb-ft @ 4,700 ²⁵
EMISSION RATING	Certified Ultra-Low Emission Vehicle (ULEV II)

RX 450h

TYPE	Atkinson Cycle 60° V6, aluminum block and heads
DISPLACEMENT	3.5 liters (211 cubic inches)
VALVETRAIN	Four cam, four valves per cylinder, with Variable Valve Timing with intelligence (VVT-i)
ELECTRIC-DRIVE MOTORS	Front (FWD) or front and rear (AWD) high-output, permanent-magnet, electric-drive motors with EV mode
TOTAL SYSTEM HORSEPOWER	295 hp ²⁵
EMISSION RATING	Certified Super Ultra-Low Emission Vehicle (SULEV II)

DRIVETRAIN

RX 350

DRIVE WHEELS	Front-wheel drive (FWD) Active Torque Control all-wheel drive with variable torque split and manual-locking center differential
TRANSMISSION	Six-speed automatic Electronically Controlled Transmission (ECT) with Manual Shift and Snow modes
FINAL DRIVE RATIO	4.398:1 (FWD) 4.398:1/2.277:1 (front/rear) (AWD)

RX 450h

DRIVE WHEELS	Front-wheel drive (FWD) Part-time all-wheel drive (AWD) ²⁸
TRANSMISSION	Electronically controlled Continuously Variable Transmission (ECVT) with Manual Shift and Snow modes
FINAL DRIVE RATIO	3.542:1

CHASSIS

SUSPENSION	Front: Independent, MacPherson struts with inversely wound coil springs, gas-pressurized shock absorbers, stabilizer bar Rear: Independent, double-wishbone with coil springs, gas-pressurized shock absorbers, stabilizer bar
STEERING	Electronic Power Steering (EPS) system 2.79 turns lock-to-lock
BRAKES	Four-wheel power-assisted disc brakes with four-sensor, four-channel Anti-lock Braking System (ABS), Electronic Brakeforce Distribution (EBD) and Brake Assist ¹³ 12.9-in ventilated front, 12.2-in solid rear discs Electronic Controlled Braking (ECB) with regenerative braking function (RX 450h)
WHEELS AND TIRES	18-in five-spoke alloy wheels with 235/60VR18 all-season tires. ¹⁸ Full-size spare tire with steel wheel Optional: 19-in seven-spoke alloy wheels with 235/55VR19 all-season tires (RX 350) ¹⁸ Optional: 19-in seven-spoke alloy wheels with available Superchrome finish and 235/55VR19 all-season tires (RX 350) ¹⁸ Optional: 19-in split-five-spoke alloy wheels with available Superchrome finish and 235/55VR19 all-season tires (RX 450h) ¹⁸

PERFORMANCE

RX 350

0-60 MPH ACCELERATION	7.8 seconds (FWD) ^{25,26} 7.4 seconds (AWD) ^{25,26}
1/4-MILE ACCELERATION	16.1 seconds (FWD) ^{25,26} 15.7 seconds (AWD) ^{25,26}
TOP TRACK SPEED (electronically limited)	112 mph ^{25,26}
FUEL ECONOMY ESTIMATES (city/highway/combined)	18/25/21 mpg (FWD) ²⁷ 18/24/20 mpg (AWD) ²⁷
AERODYNAMIC DRAG COEFFICIENT	0.33
TURNING CIRCLE	38.8 ft (11.8 m)

RX 450h

FUEL ECONOMY ESTIMATES (city/highway/combined)	28/27/28 mpg (FWD) ²⁷ 28/26/27 mpg (AWD) ²⁷
AERODYNAMIC DRAG COEFFICIENT	0.33
TURNING CIRCLE	38.8 ft (11.8 m)

ENGINE

RX 350

TYPE	60° V6, aluminum block and heads
DISPLACEMENT	3.5 liters (211 cubic inches)
VALVETRAIN	Four cam, four valves per cylinder, with dual Variable Valve Timing with intelligence (VVT-i)
HORSEPOWER AT RPM	275 hp @ 6,200 ²⁵
TORQUE AT RPM	257 lb-ft @ 4,700 ²⁵
EMISSION RATING	Certified Ultra-Low Emission Vehicle (ULEV II)

RX 450h

TYPE	Atkinson Cycle 60° V6, aluminum block and heads
DISPLACEMENT	3.5 liters (211 cubic inches)
VALVETRAIN	Four cam, four valves per cylinder, with Variable Valve Timing with intelligence (VVT-i)
ELECTRIC-DRIVE MOTORS	Front (FWD) or front and rear (AWD) high-output, permanent-magnet, electric-drive motors with EV mode
TOTAL SYSTEM HORSEPOWER	295 hp ²⁵
EMISSION RATING	Certified Super Ultra-Low Emission Vehicle (SULEV II)

DRIVETRAIN

RX 350

DRIVE WHEELS	Front-wheel drive (FWD) Active Torque Control all-wheel drive with variable torque split and manual-locking center differential
TRANSMISSION	Six-speed automatic Electronically Controlled Transmission (ECT) with manual-shift and Snow modes
FINAL DRIVE RATIO	4.398:1 (FWD) 4.398:1/2.277:1 (front/rear) (AWD)

RX 450h

DRIVE WHEELS	Front-wheel drive (FWD) Part-time all-wheel drive (AWD) ²⁸
TRANSMISSION	Electronically controlled Continuously Variable Transmission (ECVT) with manual-shift and Snow modes
FINAL DRIVE RATIO	3.542:1

CHASSIS

SUSPENSION	Front: Independent, MacPherson struts with inversely wound coil springs, gas-pressurized shock absorbers, stabilizer bar Rear: Independent, double-wishbone with coil springs, gas-pressurized shock absorbers, stabilizer bar
STEERING	Electronic Power Steering (EPS) system 2.79 turns lock-to-lock
BRAKES	Four-wheel power-assisted disc brakes with four-sensor, four-channel Anti-lock Braking System (ABS), Electronic Brakeforce Distribution (EBD) and Brake Assist ¹³ 12.9-in ventilated front, 12.2-in solid rear discs Electronic Controlled Braking (ECB) with regenerative braking function (RX 450h)
WHEELS AND TIRES	18-in five-spoke alloy wheels with 235/60VR18 all-season tires. ¹⁸ Full-size spare tire with alloy wheel Optional: 19-in seven-spoke alloy wheels with 235/55VR19 all-season tires (RX 350) ¹⁸ Optional: 19-in seven-spoke alloy wheels with available Superchrome finish and 235/55VR19 all-season tires (RX 350) ¹⁸ Optional: 19-in split-five-spoke alloy wheels with available Superchrome finish and 235/55VR19 all-season tires (RX 450h) ¹⁸

STANDARD LUXURY FEATURES

LUXURY AND CONVENIENCE

SmartAccess^{22,29} with push-button Start/Stop and touch sensors on exterior front-door handles

Dual-zone automatic climate control with interior air filter

Power windows with one-touch auto open/close feature

Remote-linked opening for windows and available moonroof

Power tilt-and-telescopic steering column

Power door locks

Cruise control

Sliding front center console with storage bin, dual power outlets and pass-through storage

Accessory power outlet in front center stack, rear console box and rear cargo area

Electrochromic (auto-dimming) inside rearview mirror

HomeLink[®] universal transceiver to operate compatible garage, gate, home lighting and home security systems

Front and rear cupholders

Carpeted floor mats

Automatic on/off projector-beam headlamps with auto-off delay

Power-adjustable outside mirrors with integrated turn indicators and defoggers

Roof rails^{23,24}

Rear bumper protector

SEATING AND TRIM

Espresso bird's-eye maple or brown walnut interior wood trim

Leather-trimmed steering wheel and shift knob

10-way driver's and front passenger's (including lumbar) power seats

Height-adjustable headrests for all seats

Reclining, sliding rear seat (40/20/40 split)

AUDIO

Bluetooth technology³

XM Radio⁶

Lexus nine-speaker Premium Sound System with Automatic Sound Levelizer (ASL) and in-dash, single-feed, six-disc CD auto-changer

Bluetooth³ audio profile for wireless integration of compatible music players⁴ with in-vehicle audio system controls

Auxiliary iPod¹⁷/MP3/Windows Media[®] Audio (WMA) port

FM-diversity antenna system

INSTRUMENTATION AND CONTROLS

Electroluminescent instrumentation

Steering-wheel-mounted audio and display controls

Organic Light-Emitting Diode (OLED) multi-information display in gauge cluster

Liquid Crystal Display (LCD) multi-information display on upper console

Interior electronic fuel-filler door release

Lexus Personalized Settings (LPS) to customize select electronic functions and vehicle settings

STANDARD SAFETY AND SECURITY FEATURES

ACTIVE SAFETY

Vehicle Dynamics Integrated Management (VDIM)¹¹ with cutoff switch (RX 450h, available RX 350)

Vehicle Stability Control (VSC)¹¹ with cutoff switch (RX 350)

Traction Control (TRAC)

Electronic Controlled Braking (ECB) (RX 450h)

Four-sensor, four-channel Anti-lock Braking System (ABS)

Brake Assist¹³

Electronic Brakeforce Distribution (EBD)

Four-wheel power-assisted disc brakes

Direct Tire Pressure Monitor System¹⁴

Daytime running lights

Integrated foglamps

LED taillamps

Water-repellent front-door glass

Variable intermittent front windshield wipers

Rear intermittent wiper

Rear-window defogger with auto-off timer

PASSIVE SAFETY

Driver's and front passenger's advanced airbag system (SRS)¹⁶ with front passenger's twin-chamber airbag (SRS)¹⁶

Front and rear seat-mounted side airbags (SRS)¹⁶

Driver's and front passenger's knee airbags (SRS)¹⁶

Front and rear Roll-Sensing Curtain Airbags (RSCA) (SRS)¹⁶

Active front headrests¹⁵

Three-point seatbelts for all seating positions, pre-tensioners with force limiters for front and outboard rear seats

Automatic Locking Retractor/Emergency Locking Retractor (ALR/ELR) seatbelts for rear outboard seating positions. Emergency Locking Retractor (ELR) only for driver's seat

Height-adjustable front shoulder belt anchors

Child Restraint Seat (CRS) tether anchor brackets for rear outboard seating positions

Highly rigid body structure with front and rear crumple zones

Side-impact door beams

Reinforcements in pillars and door sills

Impact-dissipating upper interior trim

Collapsible steering column

Collapsible brake pedal

SECURITY

Vehicle theft-deterrent and engine-immobilizer system²²

First aid kit

Tool kit

WARRANTY

Four-year/50,000-mile Lexus Limited Warranty. Six-year/70,000-mile Powertrain Warranty. Six-year/unlimited-mileage Corrosion Perforation Warranty. All warranties with zero deductible. See the RX and RX Hybrid *Warranty and Services Guides* at your Lexus dealer for details.

1. Headphones are for passenger use only. Do not use while operating vehicle. **2.** Cargo and load capacity limited by weight and distribution. **3.** The Bluetooth technology phones listed on lexus.com have been tested for compatibility with Lexus vehicles. Performance will vary based on phone software version, coverage and your wireless carrier. Phones are warranted by their manufacturer, not Lexus. **4.** Bluetooth audio device must be enabled with A2DP and AVRCP. **5.** The Navigation System is designed to assist in locating an address or point of interest. XM NavTraffic and XM NavWeather require a monthly service fee. XM NavTraffic is designed to provide real-time traffic or alternative routes of travel; XM NavWeather is designed to provide real-time weather and forecasting information in your general vicinity and along your route of travel. Discrepancies may be encountered between the system and your actual location. Road system changes may affect the accuracy of the information provided. Rely on your common sense to decide whether to follow a specified route. Detailed coverage not available in every city or roadway. Periodic Navigation updates available at an additional cost. Please see your *Navigation System Owner's Manual* for further details. **6.** Functioning XM Radio requires a compatible receiver and monthly service fee. Please see your Lexus dealer for further details. Reception of the satellite signal may vary depending on location. All fees and programming subject to change. Subscriptions subject to the terms and conditions available at www.xmradio.com. Available only in the 48 contiguous United States. **7.** The Wide-view Side Monitor system does not provide a comprehensive view of the front-passenger side area of the vehicle. You should also look around outside your vehicle and use your mirrors to confirm clearance. Cold weather will limit effectiveness and view may become cloudy. **8.** The backup camera does not provide a comprehensive view of the rear area of the vehicle. You should also look around outside your vehicle and use your mirrors to confirm rearward clearance. Cold weather will limit effectiveness and view may become cloudy. **9.** The intelligent highbeam headlamps can help improve vision at night. However, conditions such as a dirty windshield, rapidly changing light conditions or hilly terrain will limit effectiveness so the driver may need to manually change the high beams from on to off. Please see your *Owner's Manual* for details. **10.** Mark Levinson is a registered trademark of Harman International Industries, Inc. **11.** Vehicle Stability Control (VSC) and Vehicle Dynamics Integrated Management (VDIM) are electronic systems designed to help the driver maintain vehicle control under adverse conditions. They are not substitutes for safe driving practices. Factors including speed, road conditions and driver steering input can all affect whether VSC or VDIM will be effective in preventing a loss of control. Please see your *Owner's Manual* for further details. **12.** The Pre-Collision System is designed to help reduce the crash speed and damage in certain frontal collisions only. It is not a collision-avoidance system and is not a substitute for safe and attentive driving. System effectiveness depends on many factors, such as speed, driver input and road conditions. Please see your *Owner's Manual* for further information. **13.** Brake Assist is designed to help the driver take full advantage of the benefits of ABS. It is not a substitute for safe driving practices. Braking effectiveness also depends on proper brake-system maintenance and tire and road conditions. **14.** The Tire Pressure Monitor alerts the driver when tire pressure is critically low. For optimal tire wear and performance, tire pressure should be checked regularly with a gauge; do not rely solely on the monitor system. Please see your *Owner's Manual* for details. **15.** Active headrests can help reduce the extent of whiplash in certain types of rear-end collisions. **16.** All the airbag (AB) systems are Supplemental Restraint Systems. All ABs (if installed) are designed to inflate only under certain conditions and in certain types of severe collisions: frontal and knee ABs typically inflate in frontal collisions; side and side curtain ABs in side collisions; Roll-Sensing Curtain ABs at a severe tilt degree, roll or lateral G-force. In all other accidents, the ABs will not inflate. To decrease the risk of injury from an inflating AB, always wear seatbelts, sit upright in the middle of the seat as far back as possible and do not lean against the door. Do not put objects in front of an AB or around the seatback. Do not use a rearward-facing child seat in any front passenger seat. The force of an inflating AB may cause serious injury or death. Please see your *Owner's Manual* for further information/warnings. **17.** iPod is a registered trademark of Apple Inc. **18.** 18-in and 19-in performance tires are expected to experience greater tire wear than conventional tires. Tire life may be substantially less than 15,000 miles, depending on driving conditions. **19.** Continuous average power, all channels driven, at less than 0.1% THD; 20–20,000 Hz. **20.** Dynamic Radar Cruise Control is designed to assist the driver and is not a substitute for safe and attentive driving practices. Please see your *Owner's Manual* for important instructions and cautions. **21.** Before towing, confirm your vehicle and trailer are compatible, hooked up and loaded properly and that you have any necessary additional equipment. Do not exceed any Weight Ratings and follow all instructions in your *Owner's Manual*. The maximum you can tow depends on the total weight of any cargo, occupants and available equipment. **22.** The engine immobilizer is a state-of-the-art anti-theft system. The key transmits an electronic code to the vehicle. The engine will only start if the code in the transponder chip inside the electronic key matches the code in the vehicle's immobilizer. Because the transponder chip is embedded in the electronic key, it can be costly to replace. If you lose a key, your Lexus dealer can help, or you can find a qualified independent locksmith to perform high-security key services at www.aloa.org. **23.** Roof rack capacity is 165 lb. Please see your *Owner's Manual* for details. **24.** Roof rack with accessory CrossBars is not recommended for luggage. **25.** Ratings achieved using the required premium unleaded gasoline with an octane rating of 91 or higher. If premium fuel is not used, performance will decrease. **26.** Performance figures are for comparison only and were obtained with prototype vehicles by professional drivers using special safety equipment and procedures. Do not attempt. **27.** 2010 EPA-estimated mileage. Actual mileage will vary. **28.** The RX 350 and RX 450h are not designed to be driven off-road. **29.** The SmartAccess system may interfere with some pacemakers or cardiac defibrillators. If you have one of these medical devices, please talk to your doctor to see if you should deactivate this system. **30.** Cover stock is composed of 10% post-consumer waste.

*Lexus strives to build vehicles to match customer interest, and thus they typically are built with popular options and option packages. Not all options/packages are available separately, and some may not be available in all regions of the country. See lexus.com for information about options/packages commonly available in your area. If you would prefer a vehicle without any or with different options, contact your dealer to check for current availability or the possibility of placing a special order. Specifications, features, equipment, technical data, performance figures, options, and color and trim are based upon information available at time of printing, are subject to change without notice, are for mainland U.S.A. vehicles only. Some vehicles shown with available equipment. See your Lexus dealer for details. Lexus reminds you to wear seatbelts, secure children in rear seat, obey all traffic laws and drive responsibly. For more information, call 800-USA-LEXUS (872-5398) or visit lexus.com. To learn more about your financing options, contact your Lexus dealer or call Lexus Financial Services at 800-874-7050.

Bertoia wire chair used courtesy of Bertoia Studio.