

ALL CHILDREN INSTINCTIVELY KNOW IT.

A FEW ADULTS STILL REMEMBER IT.

ONE UNIQUE CAR COMPANY REFUSES TO OUTGROW IT.

IN GROWN-UP LANGUAGE, IT MEANS THE EXHILARATION AND

LIBERATION THAT COME FROM EXPERIENCING SHEER MOTION.

BUT AS USUAL, CHILDREN PUT IT MUCH BETTER.

AND SIMPLY CALL IT ZOOM-ZOOM.

WE PRACTICE IT EVERY DAY.

IT'S WHY WE BUILD THE KIND OF CARS WE DO.

MAZDA. ALWAYS THE SOUL OF A SPORTS CAR™.

ZOOM-ZOOM



7755 Irvine Center Drive, Irvine, CA 92618 • 800-639-1000 • ©2005 Mazda North American Operations • Printed in U.S.A. 11/05 (475M) • Part No. 9999-92-M6-06

06 **mazda 6**

IT'S THE END OF THE BORING

SEDAN.



PUT YOUR DRIVER'S LICENSE TO

BETTER USE.

EXHILARATING PERFORMANCE IS A MAZDA TRADITION. AND ALL THREE MEMBERS OF THE MAZDA6

LINEUP—SPORTS SEDAN, SPORT WAGON AND 5-DOOR—ARE DESIGNED TO DELIVER COMPELLING PROOF.

EMERGING FROM THE SAME POTENT GENE POOL AS THE RX-8, MX-5 MIATA AND MAZDA3,

EVERY MAZDA6 WE MAKE IS A SERIOUSLY RESPONSIVE PERFORMER. PROVIDING YOU WITH THE KIND

OF SPIRITED ACCELERATION, QUICK REFLEXES AND SUREFOOTED HANDLING THAT, TRUE TO THEIR

MAZDA HERITAGE, WILL HELP YOU REDISCOVER THE EMOTION OF MOTION. AND INSPIRE YOU TO

EXPAND YOUR DEFINITION OF A SPORTS SEDAN. FACT IS, A COMPARISON WITH OTHER MIDSIZE SEDANS

WILL PRODUCE THE SAME BASIC CONCLUSION: MAZDA6 MARKS THE END OF THE BORING SEDAN.



ZOOM-ZOOM

A SEDAN JUST ISN'T SUPPOSED TO

PERFORM LIKE THIS.

Everything about the MAZDA6 Sports Sedan speaks directly to your love of driving. A taut, athletic profile that instantly telegraphs its road-taming intentions. A choice of two advanced, free-revving powertrains and a sophisticated, 4-wheel independent suspension that transforms each intention into exuberant action. Plus a finely crafted interior that readily welcomes as many as five witnesses to its exceptionally responsive driving dynamics. It all pays off in the kind of exhilarating performance that has helped earn the MAZDA6 over 100 international awards—and countless accolades—from the automotive press. In human terms, the MAZDA6 Sports Sedan is the classic overachiever. In fact, based upon annual new-vehicle satisfaction studies conducted by AutoPacific, the MAZDA6 was awarded "Best in Class" honors—the past three years in a row.*

*Standard midsize car 2003-2005 MAZDA6 ©2005 AutoPacific, Inc. Vehicle Satisfaction Award.




ABOLISHES BOREDOM.

Providing propulsion for the MAZDA6 Sports Sedan and 5-Door is a choice of two advanced, all-aluminum powerplants: A potent 215-hp 3.0-liter DOHC 24-valve V6 and a spirited 160-hp* 2.3-liter DOHC 16-valve in-line 4. Both engines feature variable valve timing to optimize their performance across the entire powerband. The V6 is standard in the Sport Wagon.



IN MORE WAYS THAN ONE.



A.



B.

A. For maximum convenience and fun, an electronically controlled Sport AT automatic (a 5-speed on the MAZDA6i, a 6-speed on the MAZDA6s) is available on all models—and standard on the Grand Touring and i Grand Sport. B. All MAZDA6 models, except the Grand Touring and i Grand Sport, come standard with a close-ratio 5-speed manual gearbox. Also standard on all MAZDA6 models, except the base MAZDA6i, is the inviting feel of a leather-wrapped gearshift knob, steering wheel and parking-brake handle.

The MAZDA6 Sports Sedan shares its spirited, fun-to-drive performance—and advanced engineering—with two siblings: The MAZDA6 Sport Wagon and 5-Door. So under their hoods, you can find the same potent 215-hp V6. Or, if you prefer, a spirited, yet fuel-efficient, 160-hp* 4-cylinder is available in both Sports Sedan and 5-Door *i* models. Both engines are advanced, all-aluminum designs featuring variable valve timing to maximize low-end torque and high-rpm power. The trio also shares a double-wishbone front suspension and a sophisticated multi-link rear suspension for confident, surefooted handling. Four-wheel disc brakes and an Anti-lock Braking System (ABS) with Electronic Brakeforce Distribution (EBD) to promote linear, fade-resistant stops. Plus an engine-speed-sensing rack-and-pinion steering system for precise control and excellent on-center feel. While other carmakers continue to offer the boxy and bland, the MAZDA6 delivers three exhilarating ways to quickly ban the boring.

*153 hp for automatic transmission-equipped vehicles in CA, MA, ME, NY and VT.



MAZDA6 Sport Wagon with available roof rails.

IT'S NOT CALLED

"SPORT WAGON"


FOR NOTHING.

Traditionally, there's been a distinct disconnect between the words "Wagon" and "Performance." No more. Meet the MAZDA6 Sport Wagon—a thoroughly refreshing approach to real performance, stylish good looks and true practicality. Satisfying the initial part of this equation are a standard 215-hp V6 mated to a 5-speed close-ratio manual gearbox, or an available 6-speed Sport AT automatic (standard on Grand Touring models), and a fully independent, sport-tuned suspension. Completing this enticing equation are sporty details that include alloy wheels, dual exhaust outlets and, on most models, halogen fog lights. Plus an accommodating cargo area that opens up a huge range of practical possibilities. It's an ideal blend of fun, flash and function. And a compelling reward for sports-sedan shoppers who dare to think outside the box.

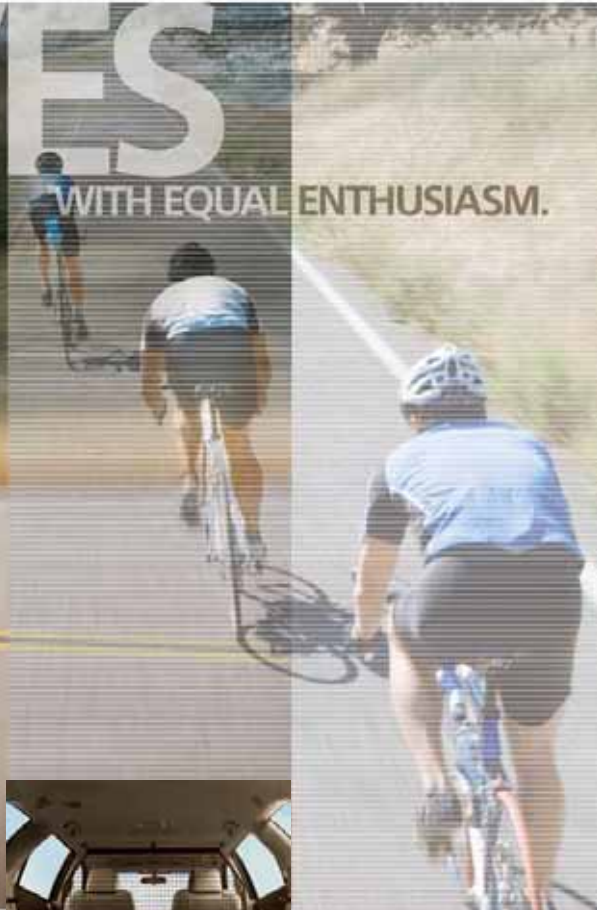
DEVOURS CARGO AND

CURVES

WITH EQUAL ENTHUSIASM.



MAZDA6's Sport Wagon with available roof rails and crossbar attachment accessories.



Go ahead. Whatever your nonstop lifestyle dictates you bring to the party, bring it. With its cavernous 60.5 cu ft of flexible cargo space with rear seats folded, the MAZDA6 Sport Wagon can handle it—and handle it in style. It delivers the goods in every meaningful way—combining a sporty silhouette and responsive V6 performance with much of the same practicality of an SUV. Yet without any of the bland styling, clumsy handling or boring performance that often compromises a traditional SUV. The MAZDA6 Sport Wagon is an innovative solution that fuses equal measures of practicality and performance into one great head-turning design. And if that's not a fresh, enticing and fun-to-drive recipe, what is?

A. All MAZDA6 models feature an "automatic fold-flat" mechanism that lets you create a flat cargo surface without removing the head restraints. The MAZDA6 Sport Wagon is also equipped with a dual-position cargo net to help keep bulky cargo and pets in place, as well as a cargo cover to help protect valuable cargo from prying eyes.* For maximum flexibility and convenience, both are retractable and removable. B. The MAZDA6 Sport Wagon's 60/40 split fold-down rear seatback enhances its cargo- and passenger-carrying flexibility.



A.



B.


*Please remember to properly secure all cargo.


YOU'LL FIND SURPRISING VERSATILITY

HIDDEN

IN THIS PICTURE.

Stylishly camouflaged by the MAZDA6 5-Door's sleek and sporty profile is an integrated rear liftgate that's nearly undetectable. And that's the whole idea. Because the MAZDA6 5-Door is engineered to provide an ingenious blend of performance and versatility. Fact is, it's a tour de force of innovative engineering. Up front, a choice of two potent powerplants and three transmissions lets you enjoy true sports-sedan performance—on your terms. Outside, its aggressive aero styling cues and racy rear spoiler let you turn heads as quickly as you turn corners. And out back, its stealthy liftgate lets you easily access the extra cargo space an active lifestyle demands.





EVEN PARKED IT BEGS TO BE
OPENED UP.

Pop open its sleekly integrated rear liftgate, lower its "automatic fold-flat" rear seatbacks, and the MAZDA6 5-Door is ready to haul up to 58.7 cu ft of anything your heart desires. Whether you're toting sports gear, luggage, an old drum kit or a new flat-screen TV, you'll quickly discover it's one of the most versatile sedans on the market. And with standard features like 17-inch alloys, side sill extensions, rear spoiler, dual exhaust outlets and fog lights, the MAZDA6 5-Door's exterior view is guaranteed to be every bit as impressive as its interior.

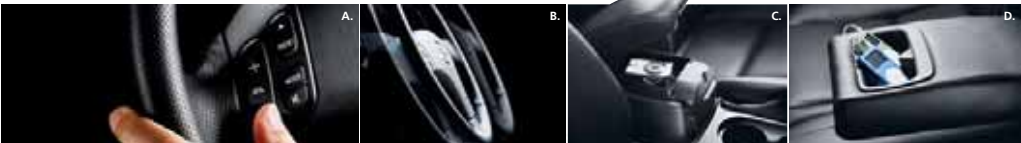


A. Simply pulling one or both of the two remote control levers inside the liftgate is all it takes to automatically "fold-flat" the 60/40 split, fold-down rear seatbacks and move the rear seat bottom forward. B. Mazda's hassle-free "automatic fold-flat" mechanism, standard on all MAZDA6 models, lets you easily create a virtually flat load floor without having to remove any head restraints. C. With its rear seatbacks in the "fold-flat" position, the MAZDA6 5-Door provides a generous 58.7 cu ft of cargo space.* With its rear seatbacks in the upright position, it provides rear seating for three adults plus a substantial 22.1 cu ft of rear cargo space.

*Please remember to properly secure all cargo. We recommend use of the optional cargo net.



GET COMFORTABLE
WITH THE IDEA OF A SPORTS SEDAN.



A. Illuminated steering-wheel-mounted function buttons allow you to operate both the audio and cruise control systems and still keep both hands on the wheel. B. The MAZDA6 steering wheel's standard tilt and telescoping functions promote a more comfortable driving position and better vehicle control. C. Lifting the center console armrest reveals dual storage compartments. D. The rear seat armrest in the MAZDA6 also thoughtfully provides dual cup holders.

The driver-oriented cockpit design of a MAZDA6 encourages a comfortable, confidence-inspiring connection between car and driver. For example, to minimize driver distractions, controls for the 6-speaker AM/FM/CD stereo and cruise control are steering-wheel-mounted. The easy-to-read instrument cluster is ideally positioned and available with electroluminescent gauges. And the console screen—a model of multitasking efficiency—displays time, audio setting, climate control status and outside temperature. Further evidence of superlative quality and craftsmanship can be found in other design details that grace most MAZDA6 models. Including a leather-wrapped steering wheel, gearshift knob and parking-brake handle. A height-adjustable driver's seat. Keyless entry with integrated remote locking/unlocking and panic button features. Plus an available SIRIUS Satellite Radio receiver.* And even an optional DVD-based navigation system on Grand Touring and Grand Sport models. All to ensure that the time you invest behind the wheel of a MAZDA6 is always time well-rewarded.

SIRIUS
* SIRIUS service requires a subscription and Mazda satellite radio receiver accessory kit. Available only in the U.S., except Alaska and Hawaii.



SPEND QUALITY TIME SURROUNDED BY
IMPRESSIVE
 QUALITY.

CRAFTSMANSHIP LIVES IN EVERY
DETAIL.



Throughout the MAZDA6 cabin, meticulous attention to detail is evident virtually everywhere you look. From its richly textured seating surfaces and ergonomically inviting controls to its elegantly trimmed interior and exquisitely precise stitching, the MAZDA6 is a reflection of careful craftsmanship. Even an 8-way power-adjustable driver's seat is standard on most models. Equal diligence is lavished on the exterior's overall fit and finish. For example, a uniform gap of approximately 1.5 mm is all that separates a MAZDA6 headlamp from the edge of the bumper. And to help eliminate annoying rattles and squeaks, the MAZDA6 utilizes a one-piece instrument panel and command center assembly. After all, exemplary quality and an exhilarating ownership experience go hand in hand.

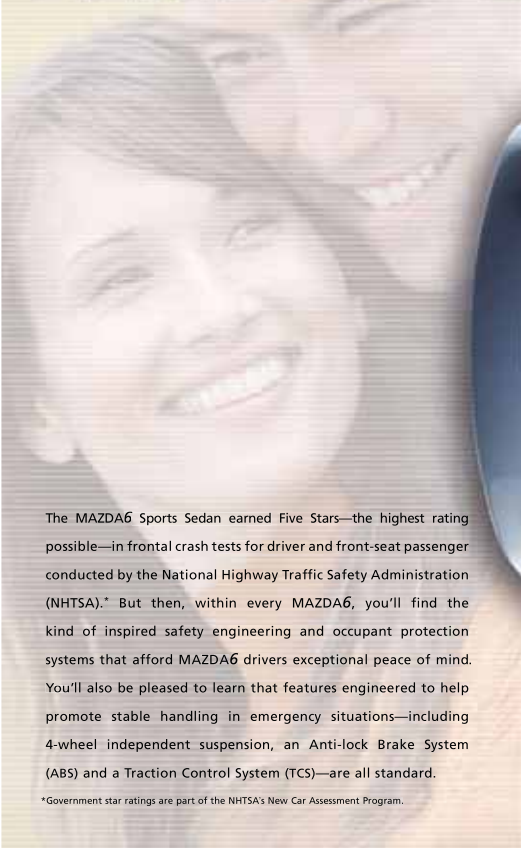




A. The power-assisted 4-wheel disc brakes on all MAZDA6 models also incorporate an Anti-lock Brake System (ABS) with Electronic Brakeforce Distribution (EBD) to help promote consistently linear, fade-resistant stops. B. The MAZDA6 utilizes a special brake pedal assembly that is engineered to fold away in the event of an accident to help minimize the chance of a serious ankle or leg injury. C. Advanced dual front air bags* are standard on all MAZDA6 models. Side-curtain air bags (with coverage for front and rear seats) and front seat side-impact air bags* are standard on most MAZDA6 models.

*Always wear your safety belt and secure children in the rear seat.

EVEN ITS SAFETY SYSTEMS ARE OVERACHIEVERS.



The MAZDA6 Sports Sedan earned Five Stars—the highest rating possible—in frontal crash tests for driver and front-seat passenger conducted by the National Highway Traffic Safety Administration (NHTSA).* But then, within every MAZDA6, you'll find the kind of inspired safety engineering and occupant protection systems that afford MAZDA6 drivers exceptional peace of mind. You'll also be pleased to learn that features engineered to help promote stable handling in emergency situations—including 4-wheel independent suspension, an Anti-lock Brake System (ABS) and a Traction Control System (TCS)—are all standard.

The MAZDA6 boasts a patented multilink independent rear suspension, which contributes to its precise handling in emergency situations. The system's compact design also contributes to the vehicle's generous trunk or cargo-area space.

Front-seat head restraints with a whip-lash-reducing design and 3-point safety belts for all five occupants are also standard.

Strategically placed side-impact door beams, in both the front and rear doors of the MAZDA6, help to absorb energy and reduce cabin intrusion in the event of a collision.

Mazda's "Triple H" construction adds extra steel reinforcements to critical body areas, enhancing the structural integrity, impact protection and handling capability of every MAZDA6.

Front and rear crumple zones, another integral MAZDA6 safety feature, help to absorb the energy of a collision and provide better occupant protection.

*Government star ratings are part of the NHTSA's New Car Assessment Program.

The MAZDASPEED6 represents the fastest accelerating, best-handling and most refined Sports Sedan Mazda has ever put on American roads. Available only at authorized MAZDASPEED dealers, its innovative turbocharged and intercooled engine employs Direct-Injection Spark Ignition (DISI) to pump out 274 hp. Intelligent and exhilarating power management is also assured—thanks to its computer-controlled Active Torque Split All-Wheel-Drive (AWD) system and 6-speed manual gearbox.



RACING TO PUT AN END TO THE BORING SEDAN.



Since its racing debut in 2004, the MAZDA6 has quickly built a solid reputation among SCCA (Sports Car Club of America) SPEED World Challenge Touring Car series competitors. In fact, the MAZDA6 has already scored several first-place wins—and carved out a well-deserved place among other world-class sports sedans—by outrunning competitors that included Acura, Audi, BMW and Mercedes-Benz. In impressive contrast to a host of more pedestrian—and less game—family sedans, MAZDA6 production-based race cars are working overtime. To proudly uphold Mazda's "always the soul of a sports car" guiding principle. And to ensure a speedy end of the boring sedan.

MAZDA6 MODEL AVAILABILITY	MAZDA6	MAZDA6 Sport	MAZDA6 Grand Touring	MAZDA6 Grand Sport
MAZDA6/ SPORTS SEDAN	■	■	■	■
MAZDA6S/ SPORTS SEDAN	■	■	■	■
MAZDA6/ 5-DOOR	—	■	—	—
MAZDA6S/ 5-DOOR	—	■	—	—
MAZDA6S SPORT WAGON	■	■	■	■

OPTIONS AND OPTION PACKAGES












MAZDA6	MAZDA6 Sport	MAZDA6 Grand Touring	MAZDA6 Grand Sport
BOSE® AUDIO & MOONROOF PACKAGE: 100-watt Bose® speaker system with 4 full-range speakers, 2 tweeters and separately amplified subwoofer; in-dash 6-disc CD changer; power sliding-glass moonroof†	O (MAZDA6)*	O	S
CONVENIENCE PACKAGE: 17-inch alloy wheels with P215/50R17 all-season tires; 8-way power driver's seat; antitheft perimeter alarm	O (MAZDA6)	—	—
SIDE AIR BAGS & SIDE AIR CURTAINS: Front side-impact air bags* side-impact air curtains with front and rear coverage	S (MAZDA6) O (MAZDA6)	S	S
DVD-based navigation system with retractable screen	—	O	O
Sport AT 5-speed automatic transmission (MAZDA6)	O	O	S
Sport AT 6-speed automatic transmission (MAZDA6)	O	O	S
CHROME APPEARANCE PACKAGE: Side protector moldings; rear finisher	O/A	—	O/A
Wheel locks (set of 4)	O/A	O/A	O/A
Rear wing spoiler (Sports Sedan)	O/A	S	O/A
Rear lip spoiler (Sports Sedan)	O/A	—	O/A

OPTIONS AND OPTION PACKAGES







MAZDA6	MAZDA6 Sport	MAZDA6 Grand Touring	MAZDA6 Grand Sport
Body-color sport grille	O/A	S	O/A
Fog lights	—	S	S
Aluminum fuel-filler door (chrome or satin finish)	O/A	O/A	O/A
Door-edge guards, color-keyed	O/A	O/A	O/A
All-weather floor mats	O/A	O/A	O/A
Cargo organizer with tray	O/A	O/A	O/A
Cargo tray	O/A	O/A	O/A
Cargo net	O/A	O/A	O/A
Moonroof wind deflector (requires moonroof)	O/A	O/A	O/A
Remote engine start (AT only)	O/A	O/A	O/A
SIRIUS Satellite Radio receiver kit†	O/A	O/A	O/A
Compass & auto-dimming rearview mirror (available with or without HomeLink®)	O/A	O/A	O/A
In-dash 6-disc CD changer	O/P/A	O/P/A	S
Cassette player	O/A	O/A	O/A
Alarm shock sensor upgrade	O/A	O/A	O/A

S: Standard O: Optional P: Package option A: Dealer-installed accessory --: Not available
*MAZDA6/ Sedan with 5-speed Sport AT automatic
†Moonroof not available on MAZDA6 Sport Wagon Grand Touring.
‡Requires a subscription and Mazda satellite radio receiver kit. Available only in the U.S., except Alaska and Hawaii.

EXTERIOR COLORS

 ONYX BLACK (Sports Sedan, Sport Wagon) • MAZDA6 • MAZDA6 Sport, Grand Touring, Grand Sport	 DARK CHERRY MICA (Sports Sedan, Sport Wagon) • MAZDA6 • MAZDA6 Sport, Grand Touring, Grand Sport	 LAPIS BLUE METALLIC (Sports Sedan, Sport Wagon) • MAZDA6 • MAZDA6 Sport, Grand Touring, Grand Sport	 PEBBLE ASH METALLIC (Sports Sedan, Sport Wagon) • MAZDA6 • MAZDA6 Sport, Grand Touring, Grand Sport
 TUNGSTEN GRAY METALLIC (Sports Sedan, 5-Door, Sport Wagon) • MAZDA6 • MAZDA6 Sport, Grand Touring, Grand Sport	 VOLCANIC RED (5-Door) • MAZDA6 Sport, Grand Sport	 BRIGHT ISLAND BLUE (5-Door) • MAZDA6 Sport, Grand Sport	 PERFORMANCE WHITE (Sports Sedan) • MAZDA6 • MAZDA6 Sport, Grand Touring, Grand Sport
 GLACIER SILVER METALLIC (Sports Sedan, 5-Door, Sport Wagon) • MAZDA6 • MAZDA6 Sport, Grand Touring, Grand Sport	 REDFIRE METALLIC (Sports Sedan) • MAZDA6 • MAZDA6 Sport, Grand Touring, Grand Sport	 SQUALL BLUE PEARL (Sport Wagon) • MAZDA6 • MAZDA6 Sport, Grand Touring, Grand Sport	

INTERIOR FABRICS

 BLACK CLOTH	 GRAY CLOTH	 BEIGE CLOTH	 BLACK LEATHER	 GRAY LEATHER	 BEIGE LEATHER
--	--	---	---	--	--

MAZDA6 SPORTS SEDAN

WHEEL OPTIONS



16-INCH WHEEL COVER



STANDARD MECHANICAL FEATURES	MAZDA6	MAZDA6 Sport	MAZDA6 Grand Touring	MAZDA6 Grand Sport
2.3L DOHC MZR 16-valve 4-cylinder engine	MAZDA6	MAZDA6	MAZDA6	MAZDA6
3.0L DOHC MZI 24-valve V6 engine	MAZDA6	MAZDA6	MAZDA6	MAZDA6
5-speed manual overdrive transmission	S	S	—	—
5-speed Sport AT automatic transmission (MAZDA6)	O	O	S	S
6-speed Sport AT automatic transmission (MAZDA6)	O	O	S	O
Power-assisted rack-and-pinion steering with engine-speed-sensing variable power assist	S	S	S	S
Power-assisted 4-wheel disc brakes	S	S	S	S
Anti-lock Brake System (ABS) with Electronic Brakeforce Distribution (EBD)	S	S	S	S
Traction Control System (TCS)	S	S	S	S
Double wishbone front suspension with stabilizer bar	S	S	S	S
E-type multilink rear suspension with stabilizer bar	S	S	S	S

S: Standard O: Optional P: Package option A: Dealer-installed accessory --: Not available

SPECIFICATIONS	MAZDA6	MAZDA6
Engine size and type	2.3L DOHC 16-valve 4-cylinder with variable valve timing and dual counter-rotating balance shafts	3.0L DOHC 24-valve V6 with variable valve timing
Horsepower, SAE net	160* @ 6000 rpm	215 @ 6000 rpm
Torque, SAE net lb-ft	155* @ 4000 rpm	199 @ 5000 rpm
Compression ratio	9.7:1	10.0:1
Ignition system	Fully transistorized breakerless electronic	Fully transistorized breakerless electronic
Fuel system	Multipoint electronic fuel injection	Multipoint electronic fuel injection
Fuel requirement	Unleaded regular gasoline	Unleaded regular gasoline
Fuel economy (EPA estimated mpg)	Manual 23 city/32 hwy Automatic 24 city/31 hwy	Manual 19 city/27 hwy Automatic 20 city/27 hwy
Curb weight (lb)	Manual 3091 Automatic 3166	Manual 3320 Automatic 3378

EXTERIOR DIMENSIONS

Wheelbase/overall length (inches)	MAZDA6	MAZDA6
Overall width/overall height (inches)	70.1/56.7	70.1/56.7
Track, front/rear	60.6/60.6†	60.2/60.2
Turning circle, curb-to-curb (ft)	38.7	38.7

INTERIOR DIMENSIONS (front/rear)

Headroom (inches)	MAZDA6	MAZDA6
Headroom with moonroof (inches)	38.0/37.1	38.0/37.1
Legroom (inches)	42.3/36.5	42.3/36.5
Shoulder room (inches)	55.9/55.2	55.9/55.2

CAPACITIES

Passenger volume (cu ft)	MAZDA6	MAZDA6
Cargo volume (cu ft)	96.1	96.1
Fuel capacity (U.S. gallons)	18.0	18.0

*153 hp and 151 lb-ft for automatic transmission-equipped vehicles in CA, MA, ME, NY and VT.
†60.2/60.2 with Convenience Package (17-inch alloys).
‡Always wear your safety belt and secure children in the rear seat.

MAZDAUSA.COM

Whenever you see this symbol, you can get the whole story on our interactive Web site.

STANDARD EXTERIOR FEATURES	MAZDA6	MAZDA6 Sport	MAZDA6 Grand Touring	MAZDA6 Grand Sport
16-inch steel wheels with full wheel covers with P205/60R16 all-season radial tires	MAZDA6	—	—	—
17-inch alloy wheels with P215/50R17 all-season radial tires	S (MAZDA6) P (MAZDA6)	S	S	S
18-inch alloy wheels with P215/45R18 all-season radial tires (MAZDA6 only)	—	—	S	S
Dual body-color power remote outside mirrors	S	S	S	S
Rear-less halogen headlights with automatic shutoff	S	S	S	S
High-Intensity Discharge (HID) low-beam headlights	—	—	—	MAZDA6S
Smoke-tint headlight lenses	—	S	—	S
Halogen fog lights	—	S	—	S
Dual oval exhaust tips	—	S	S	S
Rear wing spoiler	A	S	A	S
Side air extensions	—	S	—	S
Body-color grille	A	S	A	S

STANDARD INTERIOR FEATURES

Advanced front air bags† with belt use, passenger-weighing and driver's seat-position sensors	S	S	S	S
Side-impact air curtains with front/rear coverage	S (MAZDA6) O (MAZDA6)	S	S	S
Reclining front bucket seats with adjustable head restraints	S	S	S	S
8-way power-adjustable driver's seat	S (MAZDA6) P (MAZDA6)	S	S	S
Manual driver's seat height adjustment	MAZDA6	—	—	—
60/40 split fold-down rear seatbacks with remote operation	S	S	S	S
Fold-down rear center armrest with cup holders	S	S	S	S
LATCH child-safety seat anchors in rear seat	S	S	S	S
Cloth-trimmed upholstery; carpet floor mats	S	—	—	—
Leather-trimmed seats; heated front seats; carpet floor mats	—	S	S	S
Center instrument display panel (clock, audio, climate control, outside ambient temperature)	S	S	S	S
Covered dash-top storage compartment	S	S	S	S
Center console armrest with covered dual storage compartments and 12V power point	S	S	S	S
Overhead sunglasses holder	S	S	S	S
Dual illuminated vanity mirrors with flip-up covers	S	S	S	S
Front and rear map lights; cargo-area light	S	S	S	S
Dual front cup holders	S	S	S	S
Power windows with front auto up/down feature	S	S	S	S
Power door locks with 2-stage unlocking	S	S	S	S
Remote keyless entry system with 2 transmitters	S	S	S	S
Power remote trunk-lid release	S	S	S	S
Cruise control with steering-wheel-mounted controls	S	S	S	S
Engine-immobilizer anti-theft system	S	S	S	S
Tilt/telescopic steering wheel with audio controls	S	S	S	S
Leather-wrapped 3-spoke steering wheel, gearshift knob and parking brake handle	MAZDA6S	S	S	S
CFC-free air conditioning with dust and pollen filter	—	S	S	S
Fully automatic climate control (MAZDA6S only)	—	S	S	S
Rear-seat heater ducts	S	S	S	S
AM/FM/CD stereo with 6 speakers; digital clock	S	—	—	—
8-speaker system with in-dash 6-disc CD changer	P (MAZDA6)	S	S	S

MAZDA6 SPORT WAGON

WHEEL OPTIONS



18-INCH ALLOY



17-INCH ALLOY



STANDARD MECHANICAL FEATURES	MAZDA6 s	MAZDA6 s Sport	MAZDA6 s Grand Touring	MAZDA6 s Grand Sport
3.0L DOHC MZI 24-valve V6 engine	S	S	—	S
5-speed manual override transmission	S	S	—	S
5-speed Sport AT automatic transmission	0	0	S	0
Power-assisted rack-and-pinion steering with engine-speed-sensing variable power assist	S	S	S	S
Power-assisted 4-wheel disc brakes	S	S	S	S
Anti-lock Brake System (ABS) with Electronic Brakeforce Distribution (EBD)	S	S	S	S
Traction Control System (TCS)	S	S	S	S
Double-wishbone front suspension with stabilizer bar	S	S	S	S
E-type multilink rear suspension with stabilizer bar	S	S	S	S

S: Standard O: Optional P: Package option A: Dealer-installed accessory —: Not available

SPECIFICATIONS	MAZDA6 s
Engine size and type	3.0L DOHC MZI 24-valve V6 with variable valve timing
Horsepower, SAE net	215 @ 6000 rpm
Torque, SAE net lb-ft	199 @ 5000 rpm
Compression ratio	10.0:1
Ignition system	Fully transistorized breakerless electronic
Fuel system	Multipoint electronic fuel injection
Fuel requirement	Unleaded regular gasoline
Fuel economy (EPA estimated mpg)	Manual 19 city/27 hwy Automatic 20 city/27 hwy
Curb weight (lb)	Manual 3404 Automatic 3461

EXTERIOR DIMENSIONS	MAZDA6 s
Wheelbase/overall length (inches)	105.3/187.8
Overall width/overall height (inches)	70.1/57.3
Track, front/rear	60.2/60.2
Turning circle, curb-to-curb (ft)	38.7

INTERIOR DIMENSIONS (front/rear)	MAZDA6 s
Headroom (inches)	38.7/38.6
Headroom with moonroof (inches)	38.0/38.6
Legroom (inches)	42.3/36.5
Shoulder room (inches)	56.1/54.9

CAPACITIES	MAZDA6 s
Passenger volume (cu ft)	98.0
Cargo volume (cu ft)	33.7
— with rear seat folded	60.5
Fuel capacity (U.S. gallons)	18.0

*Always wear your safety belt and secure children in the rear seat.

PRODUCT CHANGES AND OPTIONS AVAILABILITY: Following publication of this brochure, certain changes in standard equipment, options, prices and the like, or product delays may have occurred which would not be included in these pages. Your Mazda dealer is your best source for up-to-date information. Mazda reserves the right to change product specifications at any time without incurring obligations. Options shown or described in this brochure are available at extra cost and may be offered only in combination with other options or subject to additional ordering requirements or limitations.

STANDARD EXTERIOR FEATURES	MAZDA6 s	MAZDA6 s Sport	MAZDA6 s Grand Touring	MAZDA6 s Grand Sport
17-inch alloy wheels with P215/50R17 all-season radial tires	S	S	—	S
18-inch alloy wheels with P215/45R18 all-season radial tires	—	—	S	S
Dual body-color power remote outside mirrors	S	S	S	S
Clear-lens halogen headlights with automatic shutoff	S	S	—	S
High-Intensity Discharge (HID) low-beam headlights	—	—	—	S
Power-assisted 4-wheel disc brakes	S	S	S	S
Smoke-tint headlight lenses	—	S	S	S
Halogen fog lights	—	S	S	S
Dual oval exhaust tips	S	S	S	S
Rear liftgate spoiler	A	S	A	S
Side sill extensions	—	S	—	S
Body-color grille	A	S	A	S
Rear wiper/washer	S	S	S	S

STANDARD INTERIOR FEATURES	MAZDA6 s
Advanced front air bags* with belt-use, passenger-weight and driver's seat-position sensors	S
Side-impact air curtains with front/rear coverage	S
Reclining front bucket seats with adjustable head restraints	S
8-way power-adjustable driver's seat	S
60/40 split fold-down rear seatbacks with remote operation	S
Retractable/removable cargo cover and net	S
Fold-down rear center armrest with cup holders	S
LATCH child-safety seat anchors in rear seat	S
Cloth-trimmed upholstery, carpet floor mats	S
Leather-trimmed seats, heated front seats, carpet floor mats	—
Center instrument display panel (clock, audio, climate control, outside ambient temperature)	S
Covered dash-top storage compartment	S
Center console armrest with covered dual storage compartments and 12V power point	S
Overhead sunglasses holder	S
Dual illuminated vanity mirrors with flip-up covers	S
Front and rear map lights, cargo-area light	S
Dual front cup holders	S
Power windows with front auto up/down feature	S
Power door locks with 2-stage unlocking	S
Remote keyless entry system with 2 transmitters	S
Cruise control with steering-wheel-mounted controls	S
Engine-immobilizer anti theft system	S
Tilt/telescopic steering wheel with audio controls	S
Leather-wrapped 3-spoke steering wheel, gearshift knob and parking-brake handle	S
CFC-free air conditioning with dust and pollen filter	S
Fully automatic climate control	—
Rear-seat heater ducts	S
AM/FM/CD stereo with 6 speakers, digital clock	S
Base® 7-speaker system with in-dash 6-disc CD changer	P

MAZDA6 5-DOOR

WHEEL OPTIONS



18-INCH ALLOY



17-INCH ALLOY



STANDARD MECHANICAL FEATURES	MAZDA6 i Sport	MAZDA6 s Sport	MAZDA6 s Grand Sport
3.0L DOHC MZR 16-valve 4-cylinder engine	S	—	—
3.0L DOHC MZI 24-valve V6 engine	—	S	S
5-speed manual override transmission	S	S	—
5-speed Sport AT automatic transmission	0	—	—
5-speed Sport AT automatic transmission	—	0	0
Power-assisted rack-and-pinion steering with engine-speed-sensing variable power assist	S	S	S
Power-assisted 4-wheel disc brakes	S	S	S
Anti-lock Brake System (ABS) with Electronic Brakeforce Distribution (EBD)	S	S	S
Traction Control System (TCS)	S	S	S
Double-wishbone front suspension with stabilizer bar	S	S	S
E-type multilink rear suspension with stabilizer bar	S	S	S

S: Standard O: Optional P: Package option A: Dealer-installed accessory —: Not available

SPECIFICATIONS	MAZDA6 i	MAZDA6 s
Engine size and type	2.3L DOHC 16-valve 4-cylinder with variable valve timing and dual counter-rotating balance shafts	3.0L DOHC 24-valve V6 with variable valve timing
Horsepower, SAE net	160* @ 6000 rpm	215 @ 6000 rpm
Torque, SAE net lb-ft	155* @ 4000 rpm	199 @ 5000 rpm
Compression ratio	9.7:1	10.0:1
Ignition system	Fully transistorized breakerless electronic	Fully transistorized breakerless electronic
Fuel system	Multipoint electronic fuel injection	Multipoint electronic fuel injection
Fuel requirement	Unleaded regular gasoline	Unleaded regular gasoline
Fuel economy (EPA estimated mpg)	Manual 23 city/32 hwy Automatic 24 city/31 hwy	Manual 19 city/27 hwy Automatic 20 city/27 hwy
Curb weight (lb)	Manual 3172 Automatic 3223	Manual 3395 Automatic 3455

EXTERIOR DIMENSIONS	MAZDA6 i	MAZDA6 s
Wheelbase/overall length (inches)	105.3/186.8	105.3/186.8
Overall width/overall height (inches)	70.1/56.7	70.1/56.7
Track, front/rear	60.2/60.2	60.2/60.2
Turning circle, curb-to-curb (ft)	38.7	38.7

INTERIOR DIMENSIONS (front/rear)	MAZDA6 i	MAZDA6 s
Headroom (inches)	38.7/36.7	38.7/36.7
Headroom with moonroof (inches)	38.0/36.7	38.0/36.7
Legroom (inches)	42.3/36.5	42.3/36.5
Shoulder room (inches)	56.1/54.9	56.1/54.9

CAPACITIES	MAZDA6 i	MAZDA6 s
Passenger volume (cu ft)	95.7	95.7
Cargo volume (cu ft)	22.1	22.1
— with rear seat folded	58.7	58.7
Fuel capacity (U.S. gallons)	18.0	18.0

*153 hp and 151 lb-ft for automatic transmission-equipped vehicles in CA, MA, ME, NY and VT.

*Always wear your safety belt and secure children in the rear seat.

STANDARD EXTERIOR FEATURES	MAZDA6 i Sport	MAZDA6 s Sport	MAZDA6 s Grand Sport
17-inch alloy wheels with P215/50R17 all-season radial tires	S	S	—
18-inch alloy wheels with P215/45R18 all-season radial tires	—	—	S
Dual body-color power remote outside mirrors	S	S	S
Clear-lens halogen headlights with automatic shutoff	S	S	—
High-Intensity Discharge (HID) low-beam headlights	—	—	S
Smoke-tint headlight lenses	S	S	S
Halogen fog lights	S	S	S
Dual oval exhaust tips	S	S	S
Rear wing spoiler & side sill extensions	S	S	S
Body-color grille	S	S	S
Rear wiper/washer	S	S	S

STANDARD INTERIOR FEATURES	MAZDA6 i Sport	MAZDA6 s Sport	MAZDA6 s Grand Sport
Advanced front air bags* with belt-use, passenger-weight and driver's seat-position sensors	S	S	S
Side-impact air curtains with front/rear coverage	S	S	S
Reclining front bucket seats with adjustable head restraints	S	S	S
8-way power-adjustable driver's seat	S	S	S
60/40 split fold-down rear seatbacks	S	S	S
Fold-down rear center armrest with cup holders	S	S	S
LATCH child-safety seat anchors in rear seat	S	S	S
Cloth-trimmed upholstery, carpet floor mats	S	—	—
Leather-trimmed seats, heated front seats, carpet floor mats	—	—	—
Center instrument display panel (clock, audio, climate control, outside ambient temperature)	S	S	S
Covered dash-top storage compartment	S	S	S
Center console armrest with covered dual storage compartments and 12V power point	S	S	S
Overhead sunglasses holder	S	S	S
Dual illuminated vanity mirrors with flip-up covers	S	S	S
Front and rear map lights, cargo-area light	S	S	S
Dual front cup holders	S	S	S
Power windows with front auto up/down feature	S	S	S
Power door locks with 2-stage unlocking	S	S	S
Remote keyless entry system with 2 transmitters	S	S	S
Cruise control with steering-wheel-mounted controls	S	S	S
Engine-immobilizer anti theft system	S	S	S
Tilt/telescopic steering wheel with audio controls	S	S	S
Leather-wrapped 3-spoke steering wheel, gearshift knob and parking-brake handle	S	S	S
CFC-free air conditioning with dust and pollen filter	S	S	S
Fully automatic climate control	—	S	S
Rear-seat heater ducts	S	S	S
AM/FM/CD stereo with 6 speakers, digital clock	S	S	—
Base® 7-speaker system with in-dash 6-disc CD changer	P	P	S



A. Gearshift Knob. Upgrade the sporty look of your MAZDA6 interior with a stylish silver/black two-tone gearshift knob. Available for automatic- or manual-transmission-equipped vehicles. Looks best when used with the silver/black two-tone parking-brake handle. **B. Steering Wheel.** Further enhance the interior of your MAZDA6 with a silver/black two-tone steering wheel. (Does not include air bag, air bag cover and horn pad.) **C. Cargo Tray.** Protect the cargo area of your MAZDA6 with this versatile and durable cargo tray. Easily cleaned with soap and water, it's the practical way to shield carpet from dirt, moisture and wear. **D. Rear Bumper Step Plate.** Protect your MAZDA6 Sport Wagon's rear bumper from the scratches and dings that occur during loading and unloading with a rear bumper step plate that's as durable as it is beautiful. **E. Cargo Net.** Keep smaller items from bouncing around in your trunk or cargo area of your MAZDA6. Custom-designed, easily installed and removed.

All **Genuine Mazda Accessories** installed by your Mazda dealer, prior to or at initial vehicle delivery, carry the same new-vehicle limited warranty as your new Mazda. See your dealer for details.

MAKE YOUR MAZDA6

MAZDA6	Sports Sedan	S-Door	Sport Wagon	MAZDA6	Sports Sedan	S-Door	Sport Wagon
Sport grille	O/A	S	O/A	Steering wheel	A	A	A
Front mask	A	A	A	Ashtray	A	A	A
17-inch alloy wheel	A	A	A	Cigarette lighter	A	A	A
Door-edge guards	O/A	O/A	O/A	Carpet floor mats	S	S	S
Side protector moldings	P/A	A	P/A	All-weather floor mats	O/A	O/A	O/A
Moonroof wind deflector	O/A	O/A	O/A	Cargo tray	O/P/A	O/P/A	O/P/A
Car cover	A	A	—	Cargo organizer	P/A	P/A	P/A
Car-cover cable lock	A	A	—	Cargo mat	—	O/A	O/A
Bike carrier	—	—	A	Cargo net	O/A	O/A	O/A
Roof rack side rails	—	—	O	First aid kit	A	A	A
Roof rack cross bars	—	—	A	Roadside assistance kit	A	A	A
Roof cargo box	—	—	A	Wheel locks	O/A	O/A	O/A
Luggage basket with stretch net	—	—	A	Touch-up paint	A	A	A
Ski/snowboard carrier	—	—	A				
Fuel-filler door (pearl satin)	O/A	O/A	O/A				
Fuel-filler door (bright chrome)	O/A	O/A	O/A				
Rear roof spoiler	—	—	O/A				
Rear wing spoiler	O/A	S	—				
Rear lip spoiler	O/A	—	—				
Rear finisher	P/A	—	P/A				
License-plate frame	A	A	A				
Rear bumper step plate	—	—	O/A				
Compass auto-dimming mirror	O/A	O/A	O/A				
Compass auto-dimming mirror with HomeLink®	O/A	O/A	O/A				
In-dash 6-disc CD/MP3 changer with BOSE® audio	A	A	A				
In-dash 6-disc CD/MP3 changer with standard audio	O/A	O/A	O/A				
Cassette player	O/A	O/A	O/A				
SIRIUS Satellite Radio receiver kit*	O/A	O/A	O/A				
PhatNoise® car audio system	A	—	—				
Remote Engine Start (A/T only)	O/A	O/A	O/A				
Alarm shock sensor upgrade	O/A	O/A	O/A				
Windshield sunscreen	A	A	A				
Gearshift knob, manual transmission	A	A	A				
Gearshift knob, automatic transmission	A	A	A				
Parking-brake lever	A	A	A				



S : Standard O : Optional P : Package A : Dealer-available accessory — : Not available

SIRIUS requires a subscription and Mazda satellite radio receiver accessory kit. Available only in the U.S., except Alaska and Hawaii.

YOURS ALONE.



COMMITTED TO YOUR PEACE OF MIND.

Every new 2006 Mazda is covered by one of the industry's most comprehensive new-vehicle warranties, the **Mazda Driver's Assurance Plan**. It includes a **48-month/50,000-mile "bumper-to-bumper" Limited Warranty**, plus **24/7 Emergency Roadside Assistance**. And should your MAZDA6 require a warranty repair, the **Mazda Service Transportation Solution** can typically provide another vehicle to drive. After all, we want your new Mazda to be a source of pride, exhilaration and peace of mind for years to come. See your Mazda dealer for details.

REDISCOVER THE EMOTION OF MOTION. With 13 exhilarating models, Mazda makes it easier than ever to satisfy your practical needs. And your emotional ones. So treat yourself to the Mazda Test-Drive Experience. Put the MAZDA6 of your choice through its paces. Down local streets, on-ramps, highways, and off-ramps. Through straightaways, S-curves and corners. Discover the responsive acceleration and steering, superb braking and surefooted handling that set every Mazda apart. And in the process, rediscover that elusive emotion of motion—that fun, connected-to-the-road feeling that we like to call "Zoom-Zoom."

MazdaUSA.com