



MAZDA 6

We do not simply exist to make cars. We strive to achieve something greater. To inspire you every day through exhilarating experiences that help you feel more focused, more connected. And more alive.

This is what drives us to push boundaries and defy convention every day. It's why we refined the rotary engine in 1967, resurrected the roadster in 1989, and reimagined how an automobile is developed, piece by piece, in 2006. Instead of simply redesigning a car, we started from a blank sheet of paper and built the ideal vehicle around how it would make you feel.

Today, we stand more focused than ever. Creating breathtaking designs and revolutionary technologies like SKYACTIV® TECHNOLOGY and i-ACTIV AWD®. Built to forge an even deeper connection between you and your Mazda. An emotional bond, formed at first glance and reinforced every time you get behind the wheel. To us, this bond is everything. And it inspires us to design better, innovate more and make each Mazda smarter and safer than what came before. All to make everything about driving even better. Including you.





Since 1920, Hiroshima, Japan, has been our source of intense courage, commitment and perseverance. We have consistently found inspiration through this community, a shared spirit that pushes us to rise above any challenge. Together, we have achieved more than anyone could have imagined. We have built a global company from the ground up. We have developed innovations that others deemed impossible, from the rotary engine to SKYACTIV® TECHNOLOGY and beyond. Most of all, we have never strayed from our commitment to humanity. Giving all of ourselves, using our hands to craft and make things that matter, that have soul, and heighten your state of being.





「魂動」 KODO Soul of Motion

Our design philosophy is simple, yet highly challenging to accomplish. Everything we create must capture motion, even at a standstill. In the same instance, it should evoke emotion. This process requires a human touch, hands on clay, shaping the form. Eliminating all that is unnecessary, leaving only what is beautiful. Lines should effortlessly draw your eye to every angle and curve. This sense of movement inspires an urge to get behind the wheel. We call this KODO: "Soul of Motion" design. It's what makes a Mazda feel like a Mazda.



ART DOESN'T MIMIC LIFE. IT BECOMES LIFE.

Through their hard work and devotion, the spirit of the craftsmen remains in everything they bring to life. This immersive commitment is reflected in the sublime beauty and functionality of the Japanese Kodoki bowl. It's created by repeatedly hammering a copper sheet over 100,000 times for more than three months. Its aesthetic appeal comes from its form, consisting of thousands of facets, each a fingerprint of the craftsman's energy. At Mazda, our designers and engineers bring a similar level of meticulous obsession to their work, relentlessly seeking artistry at every step of the design process.





AN EXTRAORDINARY COMPOSITION OF LIGHT AND TEXTURE.

First introduced in the redesigned Mazda CX-9, our exquisite Signature trim has been reimagined for the 2018 Mazda6. Natural materials like Nappa leather and Japanese Sen wood, often used for fine furniture and musical instruments, envelop you in refined comfort, offering a continuous flow of subtle sophistication. The new Mazda6 Signature: an elevated level of elegance.

THE STARTING POINT.

Being fully engaged with your drive begins with the optimal driving position. The seats of the Mazda6 were designed to align with the natural zero gravity position of the driver's limbs. Then, all interior appointments were placed with precision to allow the driver to reach naturally and with ease. For added comfort, select Mazda6 models offer ventilated front seats that wick away warm air from the driver's and front passenger's back and lower body to help keep you both cool and dry.





BALANCING SILENCE AND SOUND.

Too much road noise can be distracting and tiresome. Not enough can be disorienting. Through an overall improvement in noise-damping and insulation, our engineers were able to reduce the overall amount of exterior noise that penetrates the cabin, while still allowing for the optimal amount of sound from the road and engine. Your connection to the road is heightened. Your levels of stress and fatigue are lowered. It's all about shielding you from all that is unnecessary, so you can focus on what will bring you joy.

「人馬一體」 ONENESS

Connecting car and driver

Every Mazda aspires to the same single goal—oneness between the vehicle and its driver. When you experience this seamless connection, your senses become heightened. You engage with the moment and leave all distractions behind. You feel empowered. Rejuvenated. And leave the car feeling better than when you first got in. From the meticulous consideration of our design to how our cars effortlessly respond to even the slightest direction from the driver, each detail in every Mazda brings you a more pure driving experience.





DESIGN WITH A SINGLE FOCUS: YOU.

Beautifully redesigned, the 2018 Mazda6 has been meticulously crafted around you, the driver. With each carefully engineered detail, from the steering wheel position to the gas pedal placement, the car becomes seamlessly connected to you. Every dial, button and knob throughout the cockpit is exactly where you expect, allowing you to focus your attention on the drive.



ASTONISHINGLY INTUITIVE.

Keeping you instantly connected to your music, entertainment, friends or colleagues, all while keeping your eyes focused on the road, MAZDA CONNECT™ is as intuitive as it is interactive. Carefully placed at the optimum position, the multifunction Commander control on the center console lets you navigate the system's features with ease, with information shown on the larger 8-inch full-color center display. It's impressive technology that invigorates the senses, keeping you in close touch no matter how far you travel.

1 Don't drive while distracted. Even with voice commands, only use MAZDA CONNECT™ / other devices when safe. Some features may be locked out while the vehicle is in motion. Not all features are compatible with all phones. Message and data rates may apply.

EFFORTLESS CONNECTIVITY.

Keeping you connected to your world while keeping your eyes focused on the road, the Mazda6 is as intuitive as it is interactive. The MAZDA CONNECT™ infotainment system has been enhanced with available Apple CarPlay™¹ integration. Access your iPhone's maps, playlists, contacts and compatible apps with your voice through Siri. Siri will also read incoming text messages and allow you to reply without taking your hands off the wheel. You can also navigate the features of Apple CarPlay with the optimally positioned multifunction Commander control. For Android users, Android Auto™¹ integration is also available. Everything you need for your drive, and your world, completely connected.





AN INFORMED POINT OF VIEW.

The Mazda6 features an available Active Driving Display that allows the driver to easily access pertinent information without losing focus of the most important task: driving. In seamless fashion, this heads-up display elegantly projects vehicle speed, navigation instructions, i-ACTIVSENSE® safety warnings and more, onto the windshield and directly in your line of sight. All as you survey the road ahead.



RESPONSIVE. AND RESPONSIBLE.

SKYACTIV® TECHNOLOGY enables us to orchestrate what we believe to be the ideal driving experience. From the chassis to the transmission to the engine and beyond, we've designed every single aspect of our cars to be powerful, yet more efficient. SKYACTIV TECHNOLOGY combines the joy of driving with outstanding environmental and safety performance. It's one of the many ways the Mazda6 will rejuvenate your spirit for a more extraordinary drive.

MORE THAN POWER.
EMPOWERMENT.

We're proud to introduce a turbocharged gasoline engine in the Mazda6: the SKYACTIV®-G 2.5T Dynamic Pressure Turbo. Delivering up to 250 hp¹ and 310 lb-ft of torque, this engine, standard in Grand Touring, Grand Touring Reserve and Signature models, provides the acceleration when and where you need it most. It's technology that's engineered to elevate your mood. And your heart rate.



CONFIDENCE IN EVERY DIRECTION.

Introducing the latest feature in our i-ACTIVSENSE® suite of safety features, the available 360° View Monitor¹. Small cameras mounted on the front, back and sides of the car display views of the environment around the car on the MAZDA CONNECT™² screen. To assist you with maneuvers in different situations where it's harder to see. Adding to the standard Rearview Camera, this new system also displays Top View, Side View, Front Wide View and Rear View modes to provide broader visibility from all angles. It's 360 degrees of confidence, working hard for you—regardless of time of day or weather condition.



¹ 360° View Monitor may not provide a comprehensive view of the entire surrounding area of this vehicle. Always check your surroundings visually. Please see your Owner's Manual for further details. Simulated screen. ² Don't drive while distracted. Even with voice commands, only use MAZDA CONNECT™/ other devices when safe. Some features may be locked out while the vehicle is in motion. Not all features are compatible with all phones. Message and data rates may apply.



TO HEIGHTEN YOUR SENSES, WE CREATED A FEW OF OUR OWN.

Avoiding an accident in the first place is always the safest route. With the available i-ACTIVSENSE® suite of safety features¹, sophisticated safety innovations alert you to hazards to help you avoid collisions—or lessen their impact. These features help improve your visibility and awareness of the road and monitor the traffic conditions around you. When needed, these innovations will even perform lane-keeping adjustments and automatic braking¹. i-ACTIVSENSE creates a more confident driving experience so you can feel focused and engaged with every drive you take.

ADVANCED BLIND SPOT MONITORING²

REAR CROSS TRAFFIC ALERT²

360° VIEW MONITOR

LANE DEPARTURE WARNING SYSTEM

LANE-KEEP ASSIST

ADAPTIVE FRONT-LIGHTING SYSTEM

HIGH BEAM CONTROL

SMART CITY BRAKE SUPPORT²

ADVANCED SMART CITY BRAKE SUPPORT

SMART BRAKE SUPPORT

MAZDA RADAR CRUISE CONTROL WITH STOP & GO

TRAFFIC SIGN RECOGNITION SYSTEM



SPECIFICATIONS

ENGINES

SKYACTIV®-G 2.5L DOHC 16-valve 4-cylinder with VVT (Sport with MT)
SKYACTIV-G 2.5L with Cylinder Deactivation (Sport with AT, Touring)
187 hp @ 6,000 rpm
186 lb-ft of torque @ 4,000 rpm

SKYACTIV-G 2.5T DOHC 4-cylinder Dynamic Pressure Turbo
(Grand Touring, Grand Touring Reserve and Signature)
250 hp @ 5,000 rpm (with 93 octane fuel)
227 hp @ 5,000 rpm (with 87 octane fuel)
310 lb-ft of torque @ 2,000 rpm

TRANSMISSIONS & DRIVETRAIN

SKYACTIV-MT 6-speed manual transmission (Sport only)
SKYACTIV-Drive 6-speed automatic with manual shift and Sport modes
SKYACTIV-VEHICLE DYNAMICS with G-Vectoring Control
Hill Launch Assist¹

FUEL ECONOMY

EPA-ESTIMATED MPG (City/Highway)²
24 / 33 (MT, Sport)
26 / 35 (AT, Sport and Touring)
23 / 31 (AT, Grand Touring, Grand Touring Reserve and Signature)

FUEL CAPACITY

16.4 U.S. gallons


DIMENSIONS

Overall length: 192.7"
Wheelbase: 111.4"
Width: 72.4"
Height: 57.1"

TRUNK CAPACITY

14.7 cubic feet

¹ Hill Launch Assist is an auxiliary device that assists the driver in accelerating from a stop while on a slope. It is not a substitute for safe and attentive driving. There are limitations to the system. Please see your Owner's Manual for further details. ² EPA-estimated mileage. Actual results will vary.



MAZDA6 SIGNATURE

Includes the following features in addition to or in place of Mazda6 Grand Touring Reserve:

MAZDA6 GRAND TOURING RESERVE

Includes the following features in addition to or in place of Mazda6 Grand Touring:

MAZDA6 GRAND TOURING

Includes the following features in addition to or in place of Mazda6 Touring:

MAZDA6 TOURING

Includes the following features in addition to or in place of Mazda6 Sport:

MAZDA6 SPORT

Includes the following features:

EXTERIOR

Gunmetal front grille

19-inch alloy wheels with Brilliant Silver finish
Rear decklid spoiler
LED headlights with Adaptive Front-lighting System
Front lower molding with Bright Silver finish
Windshield wiper de-icer

Heated side mirrors
Auto-dimming driver-side mirror

19-inch alloy wheels with Gun Metallic finish and P225/45 R19 tires
Power sliding-glass moonroof with tilt feature
Rain-sensing windshield wipers
Auto on/off headlights

17-inch alloy wheels with Gun Metallic finish and P225/55 R17 tires
LED headlights with auto off
LED daytime running lights
LED combination taillights
Variable-intermittent windshield wipers
Power side mirrors with integrated turn signals
Dual exhaust outlets with Bright Silver finish

INTERIOR

Frameless rearview mirror
7-inch TFT multi-information display
Leather-wrapped steering wheel with unique stitching
Nappa leather-trimmed seats
Ultrasuede® interior accents
Matte door sash trim
Black headliner
Genuine Sen wood interior accents
Interior trim with Bright Silver finish

Windshield-projected full-color Active Driving Display
Leather-trimmed sport seats
Heated steering wheel
8-way power-adjustable driver's seat with power lumbar adjustment and memory settings
6-way power-adjustable passenger seat
Ventilated front seats
Heated rear seats

Mazda Navigation System
Bose® Centerpoint® 2 Surround Sound audio system with AudioPilot® 2 and 11 speakers
SiriusXM Satellite Radio⁴ with 4-month trial subscription to the Sirius All Access package
Auto-dimming rearview mirror with HomeLink®
Leather-wrapped steering wheel with paddle shifters

Mazda Advanced Keyless Entry System
6-way power-adjustable driver's seat
Heated front seats
Rear A/C vents
Leatherette-trimmed sport seats
Illuminated driver and front passenger vanity mirrors
Rear seat center armrest with storage and 2 USB charging ports

Dual-zone automatic climate control
Power windows with one-touch auto up/down feature
Power door locks
Cruise control
Remote keyless entry
Push button start
Electronic parking brake
Driver- and front passenger-side door courtesy light
Tilt and telescopic steering wheel
Cloth-trimmed sport seats
6-way manually adjustable driver's seat with manual lumbar support
60/40 split fold-down rear seatback
Rear seat center armrest
Audio system with 6 speakers
MAZDA CONNECT™ Infotainment System⁹
Infotainment system voice command
Multifunction Commander control
8" full-color touch-screen display
HD Radio™
Aha™ Internet radio integration
Stitcher™ Internet radio integration
Pandora® Internet radio integration
SMS text message audio delivery and reply
E911 automatic emergency notification
Bluetooth® hands-free phone and audio streaming
USB audio input
Rearview Camera¹⁰
Leather-wrapped steering wheel and gear selector
Steering wheel-mounted audio and cruise controls
Carpet floor mats

SAFETY AND SECURITY

360° View Monitor¹
Front and rear parking sensors²

Traffic Sign Recognition System³

Advanced Smart City Brake Support⁵
Smart Brake Support⁶
Mazda Radar Cruise Control with Stop & Go⁷
Lane Departure Warning System⁸
Lane-keep Assist System⁸
High Beam Control

Smart City Brake Support¹¹
Advanced Blind Spot Monitoring System²
Rear Cross Traffic Alert²
Advanced front air bags, front side-impact air bags and side-impact air curtains¹²
Dynamic Stability Control (DSC)¹³ & Traction Control System (TCS)

AVAILABLE i-ACTIVSENSE® PACKAGE
Includes Advanced Smart City Brake Support⁵, Smart Brake Support⁶, Mazda Radar Cruise Control with Stop & Go⁷, Lane Departure Warning System⁸, Lane-keep Assist System⁸, High Beam Control, Auto on/off headlights and rain-sensing windshield wipers

ENGINE AND TRANSMISSION

SKYACTIV®-G 2.5T Dynamic Pressure Turbo 4-cylinder engine

SKYACTIV-G 2.5L with Cylinder Deactivation
SKYACTIV-Drive 6-Speed automatic transmission with manual shift and Sport modes

SKYACTIV®-G 2.5 DOHC 16-valve 4-cylinder engine with VVT (MT only)
SKYACTIV-G 2.5L with Cylinder Deactivation (AT only)
SKYACTIV-MT 6-Speed manual transmission (standard)
SKYACTIV-Drive 6-Speed automatic transmission with manual shift and Sport modes (available)
SKYACTIV-VEHICLE DYNAMICS with G-Vectoring Control

¹ 360° View Monitor may not provide a comprehensive view of the entire surrounding area of this vehicle. Always check your surroundings visually. Please see your Owner's Manual for further details. ² Always check your mirrors. Be aware of the traffic around you. There are limitations to the range and detection of the system. Please see your Owner's Manual for further details. ³ Traffic Sign Recognition System is not a substitute for safe and attentive driving. Factors including weather and condition of the traffic sign can impact recognition or display of the sign. Always check traffic signs visually while driving. Please see your Owner's Manual for further details. ⁴ SiriusXM Satellite Radio reception requires a subscription and Mazda satellite radio. Subscriptions to SiriusXM services are sold by SiriusXM after a 4-month trial subscription to the SiriusXM All Access package expires and are continuous until you call SiriusXM at 1-866-635-2349 to cancel. See SiriusXM Customer Agreement for complete terms at www.siriusxm.com. Sirius satellite service available only to those at least 18 and older in the 48 contiguous USA, DC, and P.R. (with coverage limitations). Sirius, XM and all related marks and logos are trademarks of Sirius XM Radio Inc. ⁵ Advanced Smart City Brake Support operates under certain conditions between about 2 and 50 mph. Pedestrian detection operates at speeds above approximately 6 mph. Not a substitute for safe and attentive driving. Factors including movement and shape of the object in front of the vehicle, weather and road conditions can all impact automatic brake control and collision warning. Please see your Owner's Manual for further details. ⁶ Smart Brake Support operates under certain conditions above 10 mph. It is not a substitute for safe and attentive driving. Factors including movement and shape of the object in front of the vehicle, weather and road conditions can all impact automatic brake control and collision warning. Please see your Owner's Manual for details. ⁷ Mazda Radar Cruise Control (MRCC) with Stop & Go is not a substitute for safe and attentive driving. There are limitations to the range and detection of the system. Driver action is required to resume MRCC with Stop & Go after a complete stop. Please see your Owner's Manual for further details. ⁸ Lane Departure Warning System and Lane-keep Assist operate under certain driving conditions above 37 mph. Neither system is a substitute for safe and attentive driving. There are limitations to the range and detection of the systems. Please see your Owner's Manual for further details. ⁹ Don't drive while distracted. Even with voice commands, only use MAZDA CONNECT™ / other devices when safe. Some features may be locked out while the vehicle is in motion. Not all features are compatible with all phones. Message and data rates may apply. ¹⁰ Rearview Camera does not provide a comprehensive view of the entire rear area of this vehicle. Always check your surroundings. ¹¹ Smart City Brake Support operates under certain low-speed conditions between about 2 and 18 mph. It is not a substitute for safe and attentive driving. Factors including movement and shape of the object in front of the vehicle, weather and road conditions can all impact automatic brake control and collision warning. Please see your Owner's Manual for further details. ¹² Always wear your seat belt and secure children in the rear seats in appropriate child restraints. ¹³ Dynamic Stability Control (DSC) is an electronic system designed to help the driver maintain control under adverse conditions. It is not a substitute for safe driving practices. Factors including speed, road conditions and driver steering input can all affect whether DSC will be effective in preventing loss of control. Please see your Owner's Manual for further details.



SELF EXPRESSION AT EVERY LEVEL.

The closer you examine the Mazda6, the more intriguing our story becomes. Mazda's KODO design philosophy is evident across every aspect of the Mazda6—right down to its alloy wheels. Our entire selection of wheels is designed to help you express your own character to create an even greater connection between car and driver.

THE ART OF SEDUCTION.

One of the first things you'll notice with the Mazda6 is its color. The glossiness. The luster. This isn't a paint job you'd typically find on a production car. This level of detail, this level of depth and translucency, is what you'd expect at a custom car show. Each Mazda6 color is created by a color designer and master painter who work together to ensure the final product is exactly as intended. The pair relentlessly pursues the ideal color, stretching the possibility of the paint. Impassioned by their craft, working together to accentuate the beautiful lines of the Mazda6.

Soul Red Crystal Metallic
Extra cost option

Jet Black Mica

Machine Gray Metallic
Extra cost option

Deep Crystal Blue Mica

Blue Reflex Mica

Sonic Silver Metallic

Titanium Flash Mica

Snowflake White Pearl Mica
Extra cost option



EXQUISITELY CRAFTED DOWN TO THE LAST STITCH.


Upholstery plays a unique role in automotive design. It is the one element that makes direct contact with drivers and passengers throughout the entire drive. Every stitch, every inch of our carefully constructed upholstery is designed to make your driving experience better. Expert fabricators experiment with textures, stitching and seam placements to create a range of distinct and expressive designs. So you can enjoy an elegant level of refinement in every Mazda6.



Black Leather
Grand Touring Reserve




Black Leatherette
Touring and Grand Touring




Black Cloth
Sport



Parchment Leather
Grand Touring Reserve



Sand Leatherette
Touring and Grand Touring



Sand Cloth
Sport

DESIGNED TO COMPLEMENT
YOUR MAZDA6. AND YOU.

Mazda has created thoughtfully designed accessories that perform seamlessly with your Mazda6. When installed by your Mazda Dealer, Genuine Mazda Accessories carry the same New Vehicle Limited Warranty as your new Mazda. For a full list of Genuine Mazda Accessories for your Mazda6, visit Accessories.MazdaUSA.com.



Rear Spoiler and Rear Bumper Guard



Doorsill Trim Plates



Navigation System



Moonroof Wind Deflector



All-Weather Car Cover



NEW VEHICLE WARRANTY

Every new 2018 Mazda6 is protected by a:

3-year/36,000-mile¹ New Vehicle Limited Warranty

3-year/36,000-mile¹ 24/7 Emergency Roadside Assistance Program

5-year/60,000-mile¹ Limited Powertrain Warranty

5-year/unlimited-mileage Warranty Against Body Rust-Through
(Anti-Perforation Limited Warranty)

MAZDA EXTENDED CONFIDENCE

Enjoy peace of mind for years after your vehicle warranty has expired. Mazda Extended Confidence provides nearly all the same parts and components covered under your New Vehicle Limited Warranty. This coverage is accepted nationwide and utilizes only Genuine Mazda Parts (where available).

MAZDA CAPITAL SERVICES

Whether you're buying or leasing a new, Certified Pre-Owned Mazda or used Mazda, Mazda Capital Services² can help make the financing process more convenient and satisfying. One of the largest auto lenders in America, Mazda Capital Services is known for first-class customer service, a wide range of financing options and highly competitive rates. To find out which purchase or lease plan is right for you, talk with your Mazda Dealer, visit MazdaUSA.com or call us toll-free at 800.639.1000.

¹ Whichever comes first. ² The tradename "Mazda Capital Services," as well as the Mazda and Mazda Capital Services logos, are owned by Mazda Motor Corporation or its affiliates and are licensed to JPMorgan Chase Bank, N.A. ("Chase"). Retail/loan and lease accounts are owned by Chase.





Feel Alive™

EST. 1920 HIROSHIMA, JAPAN