



2009 SUVs

G-Class

R-Class

GL-Class

M-Class

Mercedes-Benz



R 350 shown above left in optional Iridium Silver metallic paint with optional Sport Appearance Package.
ML 550 shown above left in optional Iridium Silver metallic paint.
G 550 shown at right in Iridium Silver metallic paint.
GL 550 shown at right in Iridium Silver metallic paint.



The big thing
about them?
The idea.

Size, strength and style—all infused with unmatched innovation. Our sport-utility and crossover vehicles feature advances that make them drive like sedans—make that Mercedes-Benz sedans. From crossover to mid-sized, full-sized to full-blown legend, all four models boast a range of milestones for 2009. The M-Class has been enhanced inside and out. Our landmark PRE-SAFE® system is now standard in the M, R and GL-Class. BlueTEC—the world’s cleanest diesel engine, with expansive power and efficiency—also joins the lineup. Even the mythic G-Class has a new 5.5-liter V-8 engine, now generating 90 more horsepower. What hasn’t changed? The idea behind these vehicles. That each is, first and foremost, a Mercedes-Benz.

R-CLASS	M-CLASS	GL-CLASS	G-CLASS	TECHNOLOGY	COLORS	ACCESSORIES	SPECIFICATIONS
P. 12	P. 20	P. 30	P. 38	P. 46	P. 56	P. 60	P. 62

G 550 shown at left in Iridium Silver metallic paint. GL 550 shown at left in Iridium Silver metallic paint. ML 550 shown above right in optional Iridium Silver metallic paint. R 350 shown above right in optional Iridium Silver metallic paint.

A rare combination of
power and grace.

Thrilling power matched by assured handling. That's real performance. Performance and comfort that are uncommon in an SUV. Unless it's a Mercedes-Benz SUV. These vehicles are equipped with robust engines that include a V-8 that produces over 500 horsepower or a remarkably efficient BlueTEC engine with 398 lb-ft of torque. Vehicles whose rigid construction allows them to stop, turn and pass like sports cars. Vehicles that can hold even slippery roads via our 4MATIC 4-wheel drive with 4-wheel Electronic Traction System.¹ And when you consider that they can perform such feats while towing up to 7,500 lbs.² you see why performance like this is quite uncommon indeed.

GL 550 shown at right in Iridium Silver metallic paint.
Please see page 81 for Endnotes.



We know,
good things usually
come in small packages.

Inside, the room you expect and the appointments you demand, including up to 85 cu ft of space³ with numerous seating and cargo configurations.⁴ From interiors finished in hand-fitted leather and wood trim to available heated seats and as many as three distinct climate zones,⁵ our cabins are as luxurious as they are spacious and versatile. These vehicles also boast superior convenience and entertainment features, made easy to use with our redesigned COMAND system. Everyone aboard has fun, thanks to the optional new harman/kardon LOGIC7[®] Dolby[®] Digital 5.1 surround-sound and Rear-Seat Entertainment systems.⁶ Hands-free calling? An optional hard-drive-based Navigation System? It's all here.

R 350 shown at right in optional Iridium Silver metallic paint.
Please see page 81 for Endnotes.





PRE-SAFE.[®] A revolution in safety completes—for the moment—a list of innovations pioneered by Mercedes-Benz—from air bags, to antilock brakes, to Active Front Head Restraints. Offered in no other SUV, PRE-SAFE now comes standard in the R, M and GL-Class. This predictive occupant-protection system monitors the sensors of our Brake Assist and Electronic Stability Program (ESP[®]) to help prepare the cabin for a potential collision. If sensors detect that an accident is imminent, PRE-SAFE adjusts the interior for enhanced air-bag and seat-belt effectiveness and, if necessary, closes the windows⁷ and sunroof⁸—all instantly, automatically. PRE-SAFE. The last word in safety innovation. For now.

Safety systems that react before you do.

ML 550 shown at left in optional Iridium Silver metallic paint. Please see page 81 for Endnotes.

Why you should go Blue if you want to go green.

Our new, state-of-the-art BlueTEC technology isn't just about assertive horsepower, massive torque or impressive 0-to-60 speeds. It's about all that—and performance of another kind. This breakthrough in diesel can take our SUVs over 600 miles on a single tank of fuel.⁹ That's farther than Los Angeles to Salt Lake City and better fuel economy than some hybrids. As inventors of the diesel engine, we've now reinvented it without the noise, odor and emissions of old. And by injecting a solution known as AdBlue[®] into the exhaust, BlueTEC can reduce smog-causing NOx to its harmless nitrogen and water essentials.¹⁰ Think 8-cylinder power and 4-cylinder efficiency in a landmark 6-cylinder engine. Think BlueTEC.

"If just a third of the light-duty vehicles in the USA were state-of-the-art diesel vehicles, we would be looking at saving 1.4 million barrels a day, the equivalent quantity of oil the USA imports from Saudi Arabia every day."

—Margo Oge, Director of the Office of Transportation and Air Quality, EPA

3.0-liter turbocharged V-6 engine
Can use B5 bio diesel fuel
3,500–7,500-lb towing capacity²
50-state-compliant diesel
19" and 20" wheels
Cleanest diesel engine in the world

GL 320 BlueTEC shown at left in optional Iridium Silver metallic paint with optional Premium 1 Package.
R 320 BlueTEC shown at left in optional Iridium Silver metallic paint.
ML 320 BlueTEC shown above right in optional Alpine Rain metallic paint with optional Lighting Package.

Please see page 81 for Endnotes.



Unmatched fun and
versatility create a
crossover sensation.

Engine	
R 320 BlueTEC	3.0-liter turbocharged V-6
R 350	3.5-liter V-6

Power	
R 320 BlueTEC	210 hp @ 3,800 rpm
R 350	268 hp @ 6,000 rpm

Torque	
R 320 BlueTEC	398 lb-ft @ 1,600–2,400 rpm
R 350	258 lb-ft @ 2,400–5,000 rpm

Drive configuration	4-wheel drive.
---------------------	----------------

Towing capacity ²	3,500 lbs (Class II)
------------------------------	----------------------

Passenger seating	6 adults (seating for 7 available).
-------------------	--

Cargo capacity ³ (2nd / 3rd rows folded flat)	85 cu ft
---	----------

R 320 BlueTEC shown at right in optional Iridium Silver metallic paint
with optional Panorama Sunroof and privacy glass.

Please see page 81 for Endnotes.



Between our legendary automobiles and celebrated SUVs stands our Crossover, the R-Class. It's a remarkably flexible way to transport six people, with the option of a seventh, in supreme comfort. Strikingly designed with Sport bodystyling, 18" twin 5-spoke wheels and a sunroof, the R-Class treats your family to 85 cu ft of storage space³ with a variety of cargo configurations.⁴ A pair of lively powerplants, including our torque-rich BlueTEC diesel engine, endow that usability with vigor. Inside, new features such as a redesigned COMAND system offer pleasures like a Bluetooth[®] interface for hands-free calling,¹ an optional harman/kardon LOGIC7[®] surround-sound system with Dolby[®] Digital 5.1 and a standard 6-disc CD/DVD changer. The R-Class. Legendary or celebrated? Actually, a cross between the two.



R 320 BlueTEC shown above left in optional Iridium Silver metallic paint.
R 350 shown at right in optional Alpine Rain metallic paint.

Please see page 81 for Endnotes.

Around the block or across the country, the R-Class delivers the power you want, along with advances in handling. While the 3.5-liter V-6 in the R 350 Crossover produces an impressive 268 horsepower, the clean-diesel BlueTEC in the R 320 delivers an aggressive 398 lb-ft of torque, so you can accelerate into traffic with confidence. Each V-6 is harnessed to a 7-speed automatic transmission that adapts to your driving style. Working in concert with our advanced 4-wheel Electronic Traction System, 4-wheel drive provides maximum grip for uncertain driving situations, to say nothing of decisive handling in the best of conditions! And this power and handling is matched in efficiency—the BlueTEC Crossover can drive up to 500 miles on a single tank of fuel! We did say across the country.

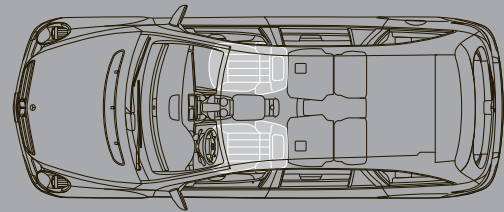
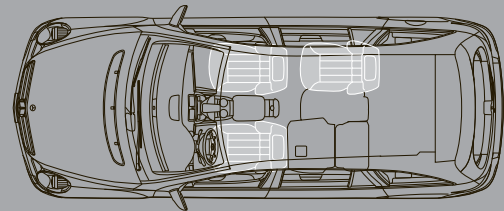
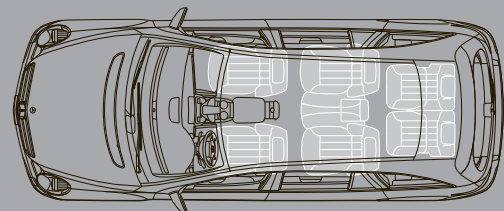
3.0-liter V-6 diesel and 3.5-liter V-6 engines
4-wheel drive
13" 4-wheel disc brakes
Aerodynamic Sport bodystyling
3,500-lb towing capacity²

R 350 shown at right in Arctic White paint with optional Panorama Sunroof.
Please see page 81 for Endnotes.



R-CLASS
PERFORMANCE

Seating for six adults with the option for seven? An interior furnished with incomparable comfort and technology extends an invitation to the whole family and then some. A variety of new standard appointments stand out: a glass sunroof with power tilt/sliding functionality, power rear quarter windows and double sun visors. There's also a redesigned COMAND system that tempts you with Bluetooth® capability for hands-free calling¹¹ and a 6-disc CD/DVD changer. You and your passengers can enjoy the comforts of dual-zone automatic climate control, as well as 85 cu ft of cargo space^{3,4} and creative ways to organize it. Throughout, amenities like hand-polished Brown Birdseye Maple wood trim immerse you in sophisticated luxury. All of you.



R 350 shown with Ash MB-Tex interior and optional Premium 2 Package.
Please see page 81 for Endnotes.



R-CLASS
LUXURY

Award-winning safety.
Triumphant performance.
Unqualified enjoyment.

Engine	
ML 320 BlueTEC	3.0-liter turbocharged V-6 diesel
ML 350	3.5-liter V-6
ML 550	5.5-liter V-8
ML 63 AMG	6.3-liter V-8

Power	
ML 320 BlueTEC	210 hp @ 3,800 rpm
ML 350	268 hp @ 6,000 rpm
ML 550	382 hp @ 6,000 rpm
ML 63 AMG	503 hp @ 6,800 rpm

Torque	
ML 320 BlueTEC	398 lb-ft @ 1,600-2,400 rpm
ML 350	258 lb-ft @ 2,400-5,000 rpm
ML 550	391 lb-ft @ 2,800-4,800 rpm
ML 63 AMG	465 lb-ft @ 5,200 rpm

Drive configuration	
ML 320 BlueTEC	Standard 4-wheel drive.
ML 350	Standard 4-wheel drive.
ML 550	Standard 4-wheel drive.
ML 63 AMG	Standard 4-wheel drive.

Towing capacity ²	7,200 lbs (Class III)
------------------------------	-----------------------

Passenger seating	5 adults.
-------------------	-----------

Cargo capacity ⁴ (2nd row folded flat)	72.4 cu ft
--	------------



ML 350 shown at right in optional Alpine Rain metallic paint with optional Lighting Package.
Please see page 81 for Endnotes.



New wheels, a new front grille and PRE-SAFE® to prepare the cabin for a collision. All part of the 2009 M-Class. Inside, a new COMAND system comes equipped with a high-resolution color-LCD screen, a 6-disc CD/DVD changer and Bluetooth® capability for hands-free calling.¹ Upgrade to options that let you control iPod®s and other portable music devices, enhanced voice recognition software and navigation. There's also a choice of four engines, including our new clean-diesel BlueTEC. In any M-Class, you can haul 72 cu ft of cargo^{3,4} and tow up to 7,200 lbs of trailer freight.² And the optional Rear View Camera keeps it all in focus, while you focus on enjoyment.

ML 550 shown at right in Arctic White paint with optional Lighting Package.
Please see page 81 for Endnotes.

Beyond the fresh exterior, racing-inspired shift paddles are your first hint that this SUV is built for driving. A fluid 7-speed automatic transmission controls enormous strength—382 horsepower in the ML 550. Accelerate through turns with the confidence that only uni-body construction can deliver. Or travel snowy roads with maximum grip on every drive, thanks to 4MATIC 4-wheel drive with our 4-wheel Electronic Traction System! And our ML 320 BlueTEC breakthrough? How many SUVs can muster nearly 400 lb-ft of torque and still drive over 600 miles on one tank?*

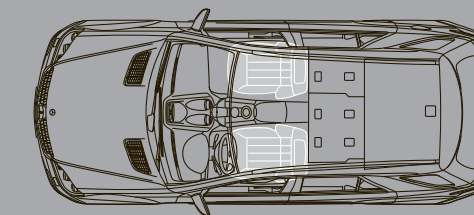
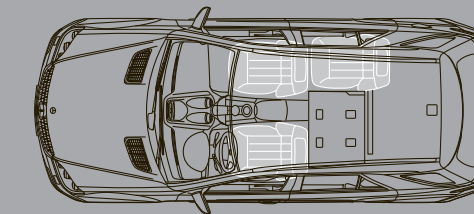
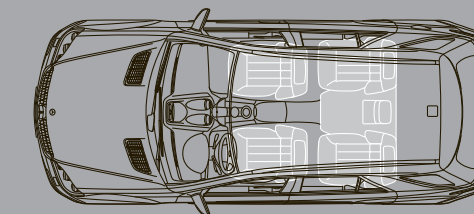
3.0-liter V-6 diesel, 3.5-liter V-6 and 5.5-liter V-8 engines
Standard 4MATIC 4-wheel drive
13" 4-wheel disc brakes
19" light-alloy wheels
7,200-lb towing capacity*

ML 350 shown above left in optional Verde Brook metallic paint with optional Lighting Package.
ML 550 shown at right in optional Alpine Rain metallic paint with optional Lighting Package.
Please see page 81 for Endnotes.




M-CLASS
LUXURY

Hit the slopes with family and friends – or just commute to work – elegantly as well as athletically. Enjoy standard dual-zone automatic climate control and 8-way power front seats. Easily and intuitively, the new COMAND system lets you access amenities from a 6-disc CD/DVD changer to an available harman/kardon LOGIC7® surround-sound system with 5.1 Dolby® Digital. Bring four passengers along and make plans to meet up with others using Bluetooth® capability for hands-free calling¹¹ and the available Navigation System. And the seats present a variety of configurations to best accommodate passengers, cargo⁴ or combinations of both. Whatever the destination, the M-Class is always good company.



ML 350 shown with Ash MB-Tex interior and optional Premium 1 Package.
Please see page 81 for Endnotes.



Enjoy the weekend.
On second thought, own it.

ML 63 AMG

Drivetrain

Engine AMG-built DOHC 32-valve V-8
Power 503 hp @ 6,800 rpm
Torque 465 lb-ft @ 5,200 rpm
Displacement 6,208-cc
Compression 11.3:1
Transmission 7-speed automatic with AMG SPEEDSHIFT.[™]
Acceleration 0-60 mph in 4.8 seconds!²

Chassis

Suspension AIRMATIC with ADS-II.
Wheels 20" AMG 5-spoke, 10.0x20¹³
Brakes 15.4" front – 14.4" rear,
perforated/ventilated discs.

What's new? The wheels, grille, bumpers, headlamps and side mirrors. What isn't? The fact that this is an SUV that can reach 60 mph in under five seconds!² And 60% of its muscular 465 lb-ft of torque comes from the rear—key on severe turns and mountain switchbacks. Slow the massive 20" or optional 21" wheels¹³ exactly using large perforated and ventilated compound disc brakes. An AMG-adjusted AIRMATIC suspension with Adaptive Damping System (ADS-II) and AMG spring-struts refine its remarkable dexterity. The 503-horsepower, 6.3-liter V-8 highlights another feature that hasn't changed: how great it makes you feel.

ML 63 AMG shown at right in optional Iridium Silver metallic paint.

Please see page 81 for Endnotes.



Innovation.
In bulk.

Engine	
GL 320 BlueTEC	3.0-liter turbocharged V-6
GL 450	4.6-liter V-8
GL 550	5.5-liter V-8
Power	
GL 320 BlueTEC	210 hp @ 3,800 rpm
GL 450	335 hp @ 6,000 rpm
GL 550	382 hp @ 6,000 rpm
Torque	
GL 320 BlueTEC	398 lb-ft @ 1,600–2,400 rpm
GL 450	339 lb-ft @ 2,700–5,000 rpm
GL 550	391 lb-ft @ 2,800–4,800 rpm
Drive configuration	Standard 4MATIC 4-wheel drive.
Towing capacity ²	7,500 lbs (Class IV)
Passenger seating	7 adults.
Cargo capacity ⁴ (2nd/3rd rows folded flat)	83.3 cu ft

GL 550 shown at left in Barolo Red metallic paint.
Please see page 81 for Endnotes.



Superior luxury, technology and craftsmanship – for seven. That’s the GL-Class. There is a trio of muscular engines, including our new clean, super-efficient BlueTEC diesel engine, as well as advances like PRE-SAFE® and 4MATIC 4-wheel drive. And pleasures? Ahead of you is a redesigned COMAND system with Bluetooth® connectivity, a 6-disc CD/DVD changer and an available music-file-downloading function. Above? Two glass sunroofs. Below? Wheels as large as 21”¹³ And in the GL 550, infrared-reflecting glass now comes standard, reducing the ultraviolet radiation coming into the cabin from 18% to 1%. Simply put, the GL-Class is a full-sized European luxury SUV. And a Mercedes-Benz.

GL 550 shown above left in Iridium Silver metallic paint. GL 450 shown at right in Black paint with optional Appearance and Premium 2 Packages. Please see page 81 for Endnotes.



An SUV should be strong. But also versatile. And versatility has many meanings. It's a talent for speed, as the GL 450 reaches 60 mph in 7.4 seconds.¹² A knack for handling rough roads, like the steadfast ride of uni-body construction and the optimum grip of 4MATIC 4-wheel drive. In our GL 320 BlueTEC, versatility means producing 398 lb-ft of torque while getting over 600 miles per tank.⁹

Or a towing capacity of 7,500 lbs.² And 19" wheels on the GL 450, 20" wheels with run-flat tires on the GL 320 BlueTEC and massive 21" AMG wheels¹³ on the GL 550 – the first two are new and standard for 2009. In all, a foundation for power and agility worthy of the vehicle's formidable size and versatility, no matter how you define it.

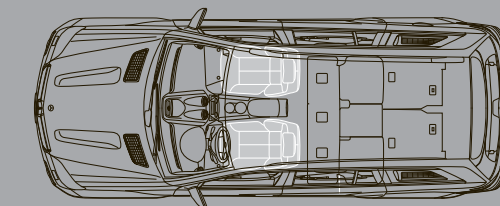
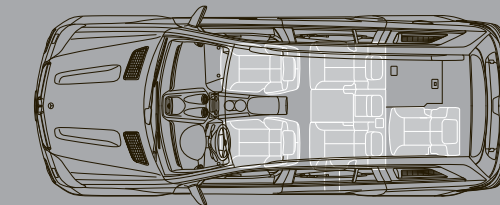
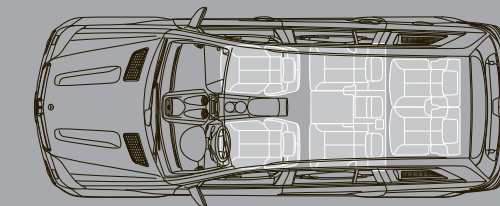
3.0-liter V-6 diesel,
4.5-liter V-8 and 5.5-liter V-8 engines
Standard 4MATIC 4-wheel drive
14.7" ventilated rear disc brakes
19"-21" light-alloy wheels¹³
7,500-lb towing capacity²

GL 550 shown at left in Iridium Silver metallic paint.
Please see page 81 for Endnotes.



GL-CLASS
LUXURY

Relaxing comfort, from the top down. The tilt/sliding sunroof up front and a Panorama Sunroof in back offer astoundingly large views of the sky. The seats are also contoured for seven adults and hand-fitted with available leather upholstery. And in back, take advantage of over 83 cu ft of cargo space.^{3,4} Want comfort of another kind? Consider the available 3-zone automatic climate control with rear air conditioning. Then experience the many conveniences. The new COMAND system is both intuitive and comprehensive, and comes equipped with Bluetooth® connectivity for hands-free calling.¹¹ Entertainment includes a 6-disc CD/DVD changer. To think, all this comfort and you haven't even started the vehicle yet.



GL 550 shown with Macadamia leather interior.
Please see page 81 for Endnotes.

Conquer anything.
Particularly the mundane.

Engine G 550 G 55 AMG	5.5-liter V-8 5.5-liter supercharged V-8
Power G 550 G 55 AMG	382 hp @ 6,000 rpm 500 hp @ 6,100 rpm
Torque G 550 G 55 AMG	391 lb-ft @ 2,800-4,800 rpm 516 lb-ft @ 2,800-4,500 rpm
Drive configuration G 550 G 55 AMG	Standard 4-wheel drive with three independent locking differentials and two-speed transfer case.
Passenger seating	5 adults.
Cargo capacity* (2nd/3rd rows folded flat)	79.5 cu ft

G 550 shown at left in Flint Grey metallic paint.
Please see page 81 for Endnotes.



5.5-liter V-8 engine
Standard 4-wheel drive
Three independent locking differentials
Two-speed transfer case

G-CLASS
PERFORMANCE

The original now has even more to boast about. For starters, a fierce 5.5-liter engine endows it with more power than ever: 382 horsepower and 391 lb-ft of torque. A 7-speed automatic transmission controls this power with easy authority. On-road and off. Likewise, the G-Class features 4-wheel drive equipped with a two-speed transfer case and an extraordinary three independent locking differentials to tackle various terrain. The exterior dazzles with aggressive new wheels, a redesigned grille and a stainless-steel grille guard. What more can you say? Let the rumbling exhaust pipes say it for you.



G 550 shown at left in Iridium Silver metallic paint.
Please see page 81 for Endnotes.



Note the front seats: multicontoured to support the driver and front passenger. Premium Leather covers them and every other seat. They're also heated and ventilated. And a redesigned COMAND system offers mastery over a wealth of amenities—a Bluetooth interface for hands-free calling,¹¹ a hard-drive-based Navigation System for finding destinations quickly,¹⁴ a harman/kardon LOGIC7[®] surround-sound system with Dolby[®] Digital 5.1, SIRIUS Satellite Radio,¹⁵ and HD Digital Radio[®] and the newly integrated 6-disc CD/DVD changer for sonic joy. Pack the nearly 80 cu ft of cargo room^{3,4} with your scuba or mountain-climbing equipment, and even your friends' gear as well. And you, driver? You'll be busy writing the book on driving adventure.

Heated and ventilated front and rear outboard seats
Heated wood/leather steering wheel
Adjustable multicontour front seats
SIRIUS[®] Satellite Radio
Bluetooth[®] interface

G 550 shown with Black leather interior.
Please see page 81 for Endnotes.

Perhaps its greatest strength is hidden: a supercharged V-8 with 500 horsepower and 516 lb-ft of torque distributed equally between front and rear. Combined with three locking differentials and 4-wheel drive, it can go up trails and over boulders—and from 0 to 60 mph in just 5.4 seconds!² Sculpted AMG Premium Leather seats hold you tight regardless. Fresh exterior enhancements, from the redesigned grille and headlamps to the new wheels, join mainstays like the iconic silhouette for a look that declares its intentions as boldly as the roar of its exhaust. Maybe nothing is hidden after all.



In a word, whoa.

G 55 AMG

Drivetrain

Engine AMG-built supercharged SOHC
24-valve V-8
Power 500 hp @ 6,100 rpm
Torque 516 lb-ft @ 2,800–4,500 rpm
Displacement 5,439-cc
Compression 9.0:1
Transmission 5-speed automatic.
Acceleration 0–60 mph in 5.4 seconds!²

Chassis

Suspension Wheel travel: 8.0"
Wheels 19" AMG 5-spoke, 9.5x19
Brakes 13.8" front – 13.0" rear,
slotted/ventilated discs.

G 550 shown at left in Iridium Silver metallic paint.
Please see page 81 for Endnotes.



5.5-liter V-8 engine ML 550/GL 550/G 550

One of our most advanced engines generates 382 horsepower and 391 lb-ft of torque, with an amazing 75% of peak torque available at just 1,000 rpm. To help reduce engine weight and increase durability, the engine block is made of cast aluminum with a solid bedplate, an ideal construction for performance and durability.

4.6-liter V-8 engine GL 450

The GL 450's 32-valve, 4.6-liter V-8 engine is equal parts engineering marvel and mean machine. Its 339 lb-ft of torque is available at low engine speeds for considerable muscle when hauling a heavy load or accelerating flat out on a straightaway. For all its size and solid 335 horsepower, the GL 450 engine runs smoothly and efficiently. That is thanks to an overall engine design concept that stresses lightweight components such as pistons and connecting rods, as well as free-breathing induction featuring four valves per cylinder and continuous camshaft adjustment for both intake and exhaust valve timing. The result is an engine that is equally at home cruising on the interstate as it is moving through a mountain switchback.

3.5-liter V-6 engine R 350/ML 350

A dazzling all-around performer in the R 350 and ML 350, the 3.5-liter dual overhead cam (DOHC) V-6 will thrill you with its energizing 268 horsepower and 258 lb-ft of torque. Continually variable timing on the 24-valve intake and exhaust ensures that peak torque is on tap at 2,400–5,000 rpm, for immediate response at virtually any driving speed.

3.0-liter V-6 BlueTEC diesel engine R 320/ML 320/GL 320

A turbocharged revolution in efficiency. Available in all 50 states, our BlueTEC powerplant is simply the world's cleanest available diesel. The engine's combustion is optimized and runs on ultra-low-sulfur fuel. Further advances—from a dedicated filter that cuts particulate emissions by 98% to AdBlue® technology that curbs nitrogen oxide output¹⁰—make it environmentally sound. And, with up to 600 miles per tank,⁹ economically sound. As strong as it is clean, the engine calls on nearly 400 lb-ft of torque to make passing a breeze. But revolutionary, you say? As the inventor of the first diesel engine, we're uniquely qualified to say yes.

AMG 5.5-liter V-8 engine G 55 AMG

The powerful core of the G 55 AMG is a supercharged, handcrafted 5,439-cc V-8 producing a muscular 493 horsepower, with 516 lb-ft of torque flooding in at 2,800 rpm. Geared up with a 5-speed automatic transmission, the G 55 gets from 0 to 60 mph in a sports-car-quick 5.4 seconds.¹²

AMG 6.3-liter V-8 engine ML 63 AMG

The most powerful naturally aspirated V-8 in our lineup has been mated to a 7-speed automatic transmission with AMG SPEEDSHIFT™ for ready access to that enormous strength. Feel a rush of euphoria as the engine develops a massive 503 horsepower and 465 lb-ft of torque to propel the ML 63 AMG from 0 to 60 in only 4.8 seconds.¹² And like all AMG engines, each is hand-built and signed by a single master technician.

7-speed automatic transmission R/M/GL/G*

It's part of a breakthrough in drivetrains that makes each of our SUVs and our Crossover R-Class a fast, satisfying, fuel-efficient ride. When in Drive, the transmission continually monitors variables like engine and vehicle speed, engine and transmission temperature, and even road resistance, shifting to the best gear for a smooth ride and the least wear on the transmission. Two overdrive gears help conserve fuel when cruising.




R/M/GL suspension*

For exceptional poise and control, the R, M and GL-Class use an independent double wishbone front suspension. In the rear, an independent 4-arm multilink design controls rear-wheel movement with outstanding precision. For a more balanced, comfortable ride, an available air suspension (standard on the ML 63 AMG and all GL-Class models) features air bellows at all four wheels that automatically adjust to changing driving conditions and level the vehicle to help manage additional cargo and passenger weight.

G-Class suspension*

For the most rugged off-road capability and confident on-road performance, the G-Class suspension consists of rigid front and rear axles with longitudinal and transverse links, coil springs, gas-pressurized shock absorbers and a front stabilizer bar.



Agility

**4MATIC 4-wheel drive with 4-wheel Electronic Traction System (4-ETS)***

For optimum traction, even in slippery conditions, this full-time 4-wheel-drive system incorporates our advanced 4-wheel Electronic Traction System. 4-ETS can get you going even when only one wheel has grip. Sensors at each wheel monitor traction. If one or more wheels start to slip, 4-ETS brakes those wheels individually and shifts power to the wheel or wheels with traction, keeping you cruising along.¹

Uni-body construction*

Building the body as a single structure reduces weight while retaining exceptional strength and rigidity for better all-around performance. The uni-body frame also resists twisting and flexing for more precise handling and a smoother, quieter, more solid ride, on-road or off.¹⁷ In the case of the GL-Class, it's the only full-sized European luxury SUV in its class to feature uni-body construction.

**Electronic Stability Program (ESP®)***

This advance continually monitors your vehicle's motion to help keep you going in your intended direction. If it detects wheelspin, severe understeer (plowing) or oversteer (fishtailing), ESP can brake individual wheels and reduce torque to help bring the vehicle under control.¹ Mercedes-Benz pioneered this landmark technology in 1995 and has continued to refine its exacting performance ever since.

Hill-Start Assist*

To help prevent unwanted vehicle roll (backwards or forwards) when taking off from a stop on an incline of 5 degrees or more, Hill-Start Assist automatically maintains brake pressure for approximately one second after the driver releases the brake pedal. The system is automatically deactivated when the vehicle is level, the gear selector is in Park or Neutral, or the parking brake is set.

Trailer Stability Assist*

A trailer in tow can adversely affect the driving dynamics of a vehicle. That's why the R, M and GL-Class are equipped with Trailer Stability Assist. Electronic Stability Program sensors monitor for oscillations caused by the trailer's movement. The system then intervenes by using the brakes to help stabilize the vehicle. Once ESP is satisfied that the vehicle and trailer are under control, braking intervention is ceased.

**Locking differentials***

When driving on uneven off-road terrain on which one or more wheels may lose their grip, the driver can keep torque going to the wheels with traction by using the differential locks. The G-Class offers three independent locking differentials—Front, Center and Rear—specifically for the extremes of off-road terrain.¹⁷

*FEATURES MAY BE STANDARD OR OPTIONAL OR NOT AVAILABLE DEPENDING ON MODEL.
PLEASE SEE THE FEATURES AND OPTIONS SECTION AT THE BACK OF THIS BROCHURE FOR DETAILS.

*FEATURES MAY BE STANDARD OR OPTIONAL OR NOT AVAILABLE DEPENDING ON MODEL.
PLEASE SEE THE FEATURES AND OPTIONS SECTION AT THE BACK OF THIS BROCHURE FOR DETAILS.

Please see page 81 for Endnotes.



Protection

PRE-SAFE®*

Mercedes-Benz originated this landmark system, and it's still the only manufacturer to offer it standard. A predictive occupant-protection system, PRE-SAFE acts decisively to prepare for a possible accident. PRE-SAFE uses sensors from two of the active safety systems already inside the vehicle: Brake Assist and our Electronic Stability Program. If system sensors detect certain vehicle movements that indicate an accident is possible, PRE-SAFE takes action to help protect the vehicle's occupants. Electric tensioners tighten the seat belts of the front-seat occupants. PRE-SAFE adjusts the occupied front passenger's seat to a more favorable position for air-bag and seat-belt effectiveness, as well as the Active Front Head Restraints for optimum positioning. In the event of severe skidding, which indicates that a rollover is likely, PRE-SAFE will close the sunroof⁹ and side windows.⁷ If no accident occurs, the tensioners loosen and you simply readjust your seat, open the sunroof and continue on your way.

*FEATURES MAY BE STANDARD OR OPTIONAL OR NOT AVAILABLE DEPENDING ON MODEL.
PLEASE SEE THE FEATURES AND OPTIONS SECTION AT THE BACK OF THIS BROCHURE FOR DETAILS.

Advanced air-bag protection*

All of our SUVs and Crossover feature truly state-of-the-art air-bag systems. Each offers Window Curtain Air Bags that span every row of the vehicle. These air bags deploy along the front and rear side-door windows on the affected side. When combined with properly worn seat belts, they help protect outboard occupants from head injury and broken glass in certain side impacts or rollovers that exceed the deployment threshold. By model, the R and GL-Class have the 12-way protection of an 8-air-bag and a 9-air-bag system, respectively, while the M-Class delivers the 10-way protection of an 8-air-bag system and the G-Class has the 6-way protection of a 4-air-bag system. The R, M and GL-Class provide front- and 2nd-row side-impact air bags.¹⁸

Brake Assist (BAS)*

Research shows that drivers seldom apply the brakes hard enough, soon enough in emergency situations. Based on brake pedal application speed, our Brake Assist advance can sense emergency braking and provide maximum brake boost.¹⁹

4-wheel antilock disc brakes*

The 4-channel Antilock Braking System (ABS) in our SUVs and Crossover is a combination of interconnected sensors, technologies and mechanics that creates braking performance that's as intelligent as it is effective. ABS also works with Brake Assist to help ensure stability in emergency braking situations. The system also plays a key part in our Electronic Stability Program (ESP[®]), allowing selective brake application at each wheel as necessary and helping to preserve directional control.



Active Front Head Restraints*

In the case of a rear impact exceeding a preset threshold, the Active Front Head Restraints move forward and slightly upward, reducing the distance between the head restraint and the front-seat occupants' heads. This action helps limit the rearward travel of their heads, thus reducing the possibility or severity of whiplash-type neck injuries.

Innovative seat-belt technology*

Equipped with Emergency Tensioning Devices (ETDs) and belt force limiters,²⁰ seat belts are arguably our most important passive safety feature. If a collision exceeds a preset threshold, the ETDs instantly remove slack from the seat belts. Belt force limiters allow a slight amount of give in the seat belts and reduce the peak seat-belt forces on the occupant.



Tire Pressure Monitoring System*

The Tire Pressure Monitoring System can automatically detect losses in tire pressure for any wheel and alert the driver via a warning message on the multifunction display. The Advanced Tire Pressure Monitoring System comes standard on the G-Class and displays the numeric tire pressure for each wheel.

Advanced body structure*

The uni-body construction of our R-Class Crossover and M and GL-Class SUVs uses advanced technology and robust materials to create a virtual fortress for the vehicles' passengers. High-Strength/Low-Alloy steel is used in important areas of the vehicle; in the R-Class, for example, this steel accounts for more than 60% of the body structure. Roof pillars employ three layers of steel, and doors feature steel crossbeams. Full-width front and rear crossmembers, along with a reinforced floorpan and door sills, combine to provide protection in a variety of impacts. Advanced front and rear crumple zones progressively deform to help absorb the energy of an impact, while underhood components are staggered to help prevent them from stacking up in a frontal impact, thereby reducing the likelihood of intrusion into the cabin. An ellipsoidal front bulkhead helps channel some of the forces of a frontal impact under, over and around the passenger cabin.

*FEATURES MAY BE STANDARD OR OPTIONAL OR NOT AVAILABLE DEPENDING ON MODEL.
PLEASE SEE THE FEATURES AND OPTIONS SECTION AT THE BACK OF THIS BROCHURE FOR DETAILS.

Please see page 81 for Endnotes.



Amenities

KEYLESS-GO*

A leap in ease and efficiency, this option lets you open or lock any door or the trunk while leaving your vehicle's SmartKey in your pocket. To start the vehicle, simply step on the brake pedal and push the Start button, located on the vehicle's dashboard.



Power liftgate*

This convenient feature lets you fully open the liftgate at the touch of a button on the driver's door, SmartKey or liftgate. Press another button and it power-closes automatically.



PARKTRONIC system*

When parking, ultrasonic sensors in the bumpers detect nearby objects within the system's field of view. Audible signals and illuminated displays help you maneuver with confidence. This system helps you avoid obstacles that might be outside your field of vision when parking in tight spaces.²¹

*FEATURES MAY BE STANDARD OR OPTIONAL OR NOT AVAILABLE DEPENDING ON MODEL.
PLEASE SEE THE FEATURES AND OPTIONS SECTION AT THE BACK OF THIS BROCHURE FOR DETAILS.

Please see page 81 for Endnotes.

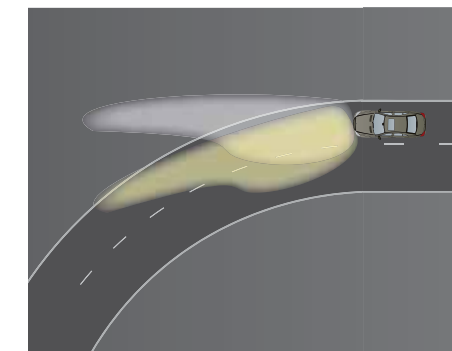
Rear View Camera*

This innovative driver-assistance advancement enables you to see behind your vehicle when reversing. When you shift into Reverse gear, a wide-angle camera mounted in the rear shows you what's behind the vehicle and displays it on the COMAND screen on the dashboard.²²



Bi-Xenon headlamps with Active Curve Illumination and corner-illuminating foglamps*

Simply put, Bi-Xenon headlamps deliver superior visibility over halogen headlamps because their brighter, whiter light is much closer to natural sunlight. They also incorporate dynamic level control and high-pressure heated headlamp washers. To help you see better when driving around curves at night, these headlamps even turn along with your steering wheel. As a result, you get a better view into corners by increasing illumination by up to 90% over conventional fixed headlamps. When making tight turns at low speeds, the corner-illuminating foglamps illuminate the area on the inside of the turn for better visibility.



Trailer hitch*

Campers, boats, horse trailers, bikes—whatever you are towing, our R, M and GL-Class vehicles were designed with pulling a trailer in mind. Take full advantage of their 3,500-, 7,200- and 7,500-lb towing capacities with the trailer hitch. This factory-installed option allows the R-Class to meet Class II towing requirements, the M-Class to meet Class III towing requirements and the GL-Class to meet Class IV towing requirements.²³

3rd-row split-flat-folding power seatbacks*

The power 50/50-split theater-style 3rd-row seats in the GL-Class can be individually folded completely flat as well as raised in less than five seconds. Controls for each seat are located in the cargo area and near the 2nd-row seat on the passenger side. And M, R and GL-Class models offer the added convenience of a 115V AC power outlet.



Multicontour front seats*

The multicontour front seats deliver an exceptionally comfortable driving experience. Pneumatically adjustable dual lumbar supports, side bolsters and thigh supports allow for a custom-tailored fit.

*FEATURES MAY BE STANDARD OR OPTIONAL OR NOT AVAILABLE DEPENDING ON MODEL.
PLEASE SEE THE FEATURES AND OPTIONS SECTION AT THE BACK OF THIS BROCHURE FOR DETAILS.

Please see page 81 for Endnotes.



G 550 shown with Cognac/Black leather interior

Leather seats*

The interior upholstery is available in fine hand-fitted leather on all seats, door-trim inserts and the front center armrest. Complementing the look and feel of the interior is available Burl Walnut or, in the GL 550, available Light Birch wood trim.

Panorama Sunroof*

The large panoramic dual-panel glass sunroof, optional on the R-Class, provides both front- and rear-seat passengers with a remarkably large view of the sky. The front panel can also tilt open or slide over the rear panel to open completely. And if you feel like limiting the amount of sunlight coming in, independently operated interior power sunshades cover both glass roof panels. For its part, the GL-Class treats 3rd-row passengers to a standard fixed 3rd-row Panorama Sunroof.

Rear-Seat Entertainment System*

The Rear-Seat Entertainment System lets 2nd-row passengers enjoy DVDs and video games. Two 8" flat-panel-LCD screens on the backs of each front seat provide large, colorful views. In the M and GL-Class, a DVD player and control console are mounted at the rear of the center console. An auxiliary input allows you to connect a gaming console, video camera or other peripheral device to the system. Remote controls make all the fun both simple and convenient. Audio can be played through either the vehicle's sound system or individual wireless headphones.²⁴

*FEATURES MAY BE STANDARD OR OPTIONAL OR NOT AVAILABLE DEPENDING ON MODEL.
PLEASE SEE THE FEATURES AND OPTIONS SECTION AT THE BACK OF THIS BROCHURE FOR DETAILS.

Please see page 81 for Endnotes.

Hands-Free Communication System with Enhanced Voice Control* Bluetooth™

Make calls, receive calls and even access select phone books²⁵ through the new COMAND system. Once your Bluetooth®-compatible phone²⁶ is synchronized with the system, leave it in your pocket and talk all you like.¹¹ Hands-free, through a sound system worthy of the multiplex. With Enhanced Voice Control, simply announce your destination when using the available Navigation System. Just saying "Toledo" or "Tallahassee" is sufficient. Voice Control is so sophisticated, it can even screen out "ums" and "ahs" and understand "yeah" for "yes." Yes, indeed.

HD Digital Radio®* HD Radio

Beyond remarkably clear audio that gives AM stations the crispness of FM radio and FM stations CD-grade sound, HD Digital Radio also offers a larger bandwidth—great for increasing the number of channels available to you.

All-new COMAND system* gracenote.

Your center for easy mastery over audio, video, hands-free calling and optional navigation functions. Our upgraded Cockpit Management and Data (COMAND) system lets you not only change stations, choose tracks and adjust the volume, but also make calls, because now it comes equipped with our Hands-Free Communication System. Beyond traditional music sources, there's also available SIRIUS Satellite Radio and an in-dash SD memory card reader. For compressed audio files, the Music Register offers four gigabytes of CD-downloading capability. Further customize your music with the available iPod®/MP3 Media Interface to explore the contents of compatible electronic devices. There's also a wealth of information as song-title and artist names pop up right on the COMAND screen, courtesy of the Gracenote® database. All on a 6.5" color-LCD screen and easily accessed via steering-wheel or head-unit controls—or even Enhanced Voice Control.



SIRIUS Satellite Radio* SIRIUS SATELLITE RADIO

Enjoy your SIRIUS Satellite Radio system with a complimentary 6-month subscription to over 130 channels, including 69 nationwide music channels and 61 channels of sports, news, talk, entertainment, traffic, weather and data. SIRIUS is also home to live play-by-play broadcasts of the biggest sports—NFL®, NCAA®, NHL®, NBA® and games from over 150 college sports teams—which round out what's sure to be one of your favorite cabin appointments.³

Hard-drive-based Navigation System*

Using a 40-gigabyte hard drive built into the new COMAND system and GPS satellites to locate your position, this advance displays the route to your destination and suggests Points Of Interest along the way—restaurants, hotels, ATMs, Mercedes-Benz dealerships and more—in more vivid detail than ever before. The system can also issue real-time traffic reports. Maps and other visual aids appear on-screen; voice instructions play through the audio system.⁴ And you? You simply enjoy the journey.



harman/kardon® LOGIC7®* DIGITAL SURROUND DOLBY DIGITAL

The 5.1-channel Dolby® Digital® surround-sound system fills the cabin with up to 610 watts of beautifully balanced sound. Eleven optimally placed speakers and a subwoofer deliver an enthralling experience from a wide range of audio formats and sources, including HD Radio®, AAC and WMA files, MP3s, SIRIUS Satellite Radio and our integrated 6-disc CD/DVD changer.

*FEATURES MAY BE STANDARD OR OPTIONAL OR NOT AVAILABLE DEPENDING ON MODEL. PLEASE SEE THE FEATURES AND OPTIONS SECTION AT THE BACK OF THIS BROCHURE FOR DETAILS.

a SIRIUS® and the SIRIUS dog logo are registered trademarks of SIRIUS Satellite Radio Inc. NFL® is a registered trademark of the National Football League. NCAA® is a registered trademark of the National Collegiate Athletic Association. NHL® is a registered trademark of the National Hockey League. NBA® is a registered trademark of NBA Properties, Inc. All Rights Reserved. For full Terms & Conditions, visit sirius.com. Pricing and programming are subject to change. Not available in Alaska, Hawaii or Puerto Rico. While the SIRIUS network of satellites and terrestrial antennae provides nearly seamless service throughout the contiguous U.S., SIRIUS service may be unavailable or interrupted for a variety of reasons, including environmental or topographic conditions; in certain locations such as tunnels, parking garages, or within or next to large buildings; or near other technologies that can interfere with the SIRIUS signal. Six-month service subscription included with purchase. b While the Navigation System provides directional assistance, the driver must remain focused on safe driving behavior, including paying attention to traffic and street signs. The driver should utilize the system's audio cues while driving and should only consult the map or visual displays once the vehicle has been stopped in a safe place. Maps do not cover all areas or all routes within an area. c © 2008 Dolby Laboratories, Inc. All rights reserved. Dolby and the double-D symbol are registered trademarks of Dolby Laboratories. All other trademarks remain the property of their respective owners. DTS is a registered trademark of DTS, Inc. Copyright © 2007 DTS, Inc. All rights reserved.



Wood/leather multifunction steering wheel*
Handcrafted and made to match your vehicle's interior wood trim, this is a symbol of Mercedes-Benz excellence that you'll experience every time you drive.

Heated seats*

For added convenience and year-round comfort, enjoy heated front seats in addition to an 8-way power driver's seat. Three levels of heating can be selected via buttons on the dashboard. Certain vehicles come with standard heated front and rear seats.

3-zone climate control*

The available 3-zone climate control system adds 2nd-row controls—as well as 3rd-row vents in some models—to the standard front-seat dual-zone climate control system. This feature also lets the driver, front-seat passenger and 2nd-row occupants select their own levels of heating or cooling. Individual controls for the driver and front-seat passenger are located on the dashboard, while controls for the optional 3rd zone are on the back of the center console.




6-disc CD/DVD changer*

A single-slot system, the integrated 6-disc changer plays CDs, DVD video and DVD audio.

Color and Trim

Design a vehicle all your own. Choose from a variety of metallic and non-metallic exterior paints. Then add your favorite available trim choice. To keep your vehicle's exterior looking its best for a long time, Mercedes-Benz uses an innovative clearcoat paint. The resulting finish offers considerably greater and longer-lasting resistance to fine scratches – such as those caused by car washes and environmental factors – than conventional paint finishes, for an enduring deep gloss. And with such advanced technology and so many choices, there's bound to be a design combination for you.

Exterior paintwork, non-metallic



Black




Arctic White


Exterior paintwork, metallic



Obsidian Black




Majestic Black




Alpine Rain



Capri Blue



Verde Brook




Barolo Red



Sand Beige

R 320 BlueTEC			°	°	°	°	°	°	°
R 350			°	°	°	°	°	°	°
ML 320 BlueTEC			°	○	°	°	°	°	°
ML 350			°	○	°	°	°	°	°
ML 550			°	○	°	°	°	°	°
ML 63 AMG				○					
GL 320 BlueTEC			°	○	○	°	°	°	°
GL 450			°	○	○	°	°	°	°
GL 550				○	○				
G 550				○	○	○		○	○
G 55 AMG				○	○	○		○	○




Pewter



Iridium Silver




Jade Green




Flint Grey



designo Silver



designo Mocha Black



designo Graphite

Interior wood trim



Brown Birdseye Maple



Burl Walnut



Light Birch



designo Natural Maple

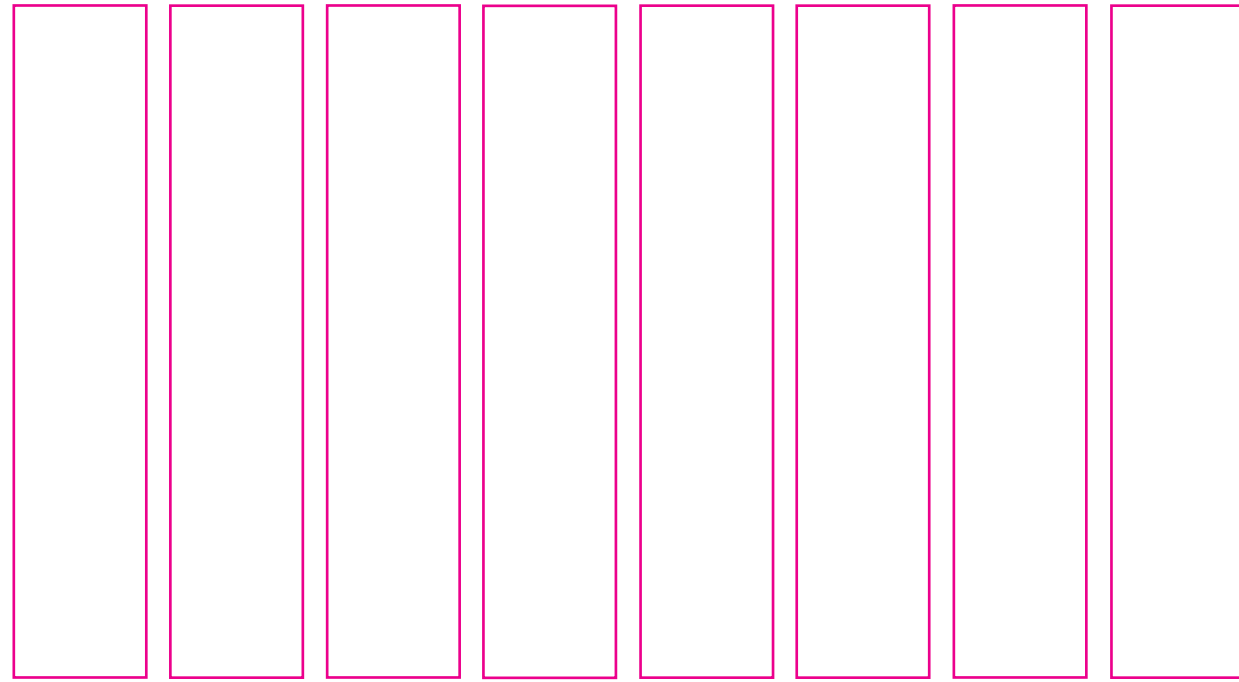
R 320 BlueTEC	°	°	○	○	○	○	○		○	○	○
R 350	°	°	○	○	○	○	○		○	○	○
ML 320 BlueTEC	°	°	°	○	○	○	○		°	○	○
ML 350	°	°	°	○	○	○	○		°	○	○
ML 550	°	°	°	○	○	○	○	○		○	○
ML 63 AMG				○	○	○	○	○		○	○
GL 320 BlueTEC	°	°	○	○	○	○	○		°	○	○
GL 450	°	°	○	○	○	○	○		°	○	○
GL 550			○	○	○	○	○	○			○
G 550	○		○		○	○	○	○		○	○
G 55 AMG	○		○					○	○	○	

| Standard. ° Optional. ○ Not available.

Upholstery

Our paint and trim selections are complemented by an array of elegant upholsteries. Among the available choices for the GL 550 is Premium Nappa Leather, which we offer in Black, Ash and Cashmere. But whichever you prefer, you always ease into luxury that's personalized. Every drive.

Interior upholstery^a



R 320 BlueTEC				○	○	○	○	○
R 350				○	○	○	○	○
ML 320 BlueTEC				○	○	○	○	○
ML 350				○	○	○	○	○
ML 550				○	○	○	○	○
ML 63 AMG				○	○	○	○	○
GL 320 BlueTEC				○	○	○	○	○
GL 450				○	○	○	○	○
GL 550				○	○	○	○	○
G 550		○	○			○	○	○
G 55 AMG	○	○	○	○	○			

^a Leather upholstery standard GL 550, G 550, G 55 AMG and ML 63 AMG. MB-Tex upholstery standard all other models. ^b Premium Nappa Leather optional GL 550 only.
 | Standard. ○ Optional. ○ Not available.

R-Class	<p>18" twin 5-spoke alloy wheel Standard R 350</p>	<p>19" 5-spoke alloy wheel Standard R 320 BlueTEC, Optional R 350</p>			
M-Class	<p>19" 5-spoke alloy wheel Standard ML 350</p>	<p>19" 5-spoke alloy wheel Standard ML 320 BlueTEC</p>	<p>19" AMG 5-spoke alloy wheel Standard ML 550</p>	<p>20" AMG 5-spoke alloy wheel¹³ Standard ML 63 AMG</p>	<p>21" AMG double-spoke alloy wheel¹³ Optional ML 63 AMG</p>
GL-Class	<p>19" twin 5-spoke alloy wheel Standard GL 450</p>	<p>20" 5-spoke alloy wheel Standard GL 320 BlueTEC, Optional GL 450</p>	<p>21" AMG 5-spoke alloy wheel¹³ Standard GL 550</p>		
G-Class	<p>18" twin 5-spoke alloy wheel Standard G 550</p>	<p>19" AMG 5-spoke alloy wheel Standard G 55 AMG</p>			

Accessories

A Mercedes-Benz is the definition of luxury and performance. It can also be a statement of personal style. Our array of genuine accessories are each designed, engineered and tested to the same exacting standards as your vehicle. Which is to say, to your own high standards.



Light-alloy wheels

Elegant or outright aggressive, our wheels cover a range of styles. What's more, they all feature an attractive finish and even come equipped with high-performance tires.

Illuminated door sills

Available in sets of two, these luminous blue door sill panels say "Mercedes-Benz" in more ways than one. Boldly.

Chrome accents

Our high-sheen chrome door-handle inserts complement the range of coordinating exterior refinements. In addition, they help protect your finish from scratches and add yet another touch of style.

Tubular steel side step bars

Polished and heavy-duty, the stainless-steel side step bars ease entry and exit—all while raising the profile of your M-Class. The integrated rubber-lined steps are also snugly fitted to the contours of the vehicle.



20" 10-spoke alloy wheel
Two-tone



Roof carrier system

Preserve the sophistication of your vehicle as you transport myriad items, all safely and securely. This carrier can also be enhanced with available components to accommodate bicycles, ski and snowboard racks, and more. Optional cargo containers— aerodynamic and lightweight, yet exceptionally durable—let you add up to 16 cu ft of extra space for sports equipment and luggage.² Not using the carrier? Not a problem. Just stow it in the accompanying nylon storage bag.

Hitch-mounted bicycle rack

This sturdy aluminum hitch-mounted rack securely holds one or two bicycles on M and GL-Class vehicles equipped with the optional trailer hitch. The rack pivots flat, allowing the tailgate to be opened without removing the bikes. A two-bike extension to expand the capacity to three bicycles is available as well.

Child safety seats

For infants, toddlers and small children alike, our child safety seats deliver comfort and protection in equal measure. While the BabySafe Plus Infant Seat accommodates children up to 29 lbs, the Duo Plus Toddler Seat holds those between 20 and 40 lbs and our KID Booster Seat supports those between 40 and 79 lbs. All three feature padded support, adjustable designs and a removable fabric cover for washing. This way the whole family enjoys the safest and most pleasurable drive possible.



All-season floor mats

Keep the carpet of your vehicle in top condition, in virtually any weather. Deep channels in the floor mats trap large amounts of water, mud and melting snow. Available in Black, Grey or Beige, they're also easy to clean.

All-weather floor liners

Specially designed for the GL-Class, this accessory matches the contours of the interior precisely. And flexibly. These plastic floor liners have high sides to keep dirt and liquids away from the carpet. Available in Black, Grey or Beige, they come four to a set for the front and 2nd rows. An additional set of two for the 3rd row is sold separately.

Cargo area tray and box

Solidly made, specially fitted and easily cleaned, this large tray features 2" sides and protects the cargo area of your GL-Class. A cargo box is also available to support and secure tall objects like grocery bags.

Reversible cargo mat

Shield the interior carpet of your M-Class with this non-slip accessory. Choose the smooth side that grips or the soft side that consists of your choice of Black, Grey or Beige fabric. Composed of strong 100% polyester, the mat can also be configured in any of four helpful ways.



ENGINE

Engine size and type	2,987-cc turbocharged 24-valve V-6	3,498-cc 24-valve V-6
Construction	Aluminum-alloy cylinder block.	Aluminum-alloy cylinder block.
Net power	210 hp @ 3,800 rpm	268 hp @ 6,000 rpm
Net torque	398 lb-ft @ 1,600–2,400 rpm	258 lb-ft @ 2,400–5,000 rpm
Compression ratio	16.5:1	10.7:1
Fuel requirement	Ultra-low-sulfur diesel or B5 bio diesel.	Premium unleaded gasoline.
Fuel tank (capacity—reserve)	21.1 gal—3.4 gal	21.1 gal—3.4 gal

DRIVETRAIN

Transmission	7-speed automatic. Electronically controlled driver-adaptive shifting.	7-speed automatic. Electronically controlled driver-adaptive shifting.
Drive configuration	Standard 4MATIC 4-wheel drive.	Standard 4MATIC 4-wheel drive.
Axle ratio	2.92:1	3.70:1

TRACTION/STABILITY

Electronic Stability Program (ESP®)	Standard.	Standard.
4-wheel Electronic Traction System (4-ETS)	Standard.	Standard.

PERFORMANCE

Acceleration, 0–60 mph ¹²	8.6 seconds. (est.)	8.0 seconds. (est.)
Fuel economy, EPA estimate ²⁷ highway estimate ²⁸	Information not available at time of printing. See dealer for details.	15 mpg city (est.) 20 mpg highway (est.)
Towing capacity ²	3,500 lbs (Class II)	3,500 lbs (Class II)

CHASSIS

Suspension configuration	Front: Independent double wishbone. Antidive geometry. Stabilizer bar. Rear: Independent 4-arm multilink. Geometry for antisquat and alignment control. Stabilizer bar.	
Steering	Rack-and-pinion steering with constant power assist. Turning circle: 40.7 ft curb-to-curb.	Rack-and-pinion steering with constant power assist. Turning circle: 40.7 ft curb-to-curb.

WHEELS/TIRES

Wheels	19" 5-spoke, 8.0x19	18" twin 5-spoke, 8.0x18
Tires	255/50 R19, all-season run-flat.	255/55 R18, all-season.

BRAKES

Brake system	Dual-circuit power-assist 4-wheel disc.	Dual-circuit power-assist 4-wheel disc.
Brake discs, front Brake discs, rear	13.0" ventilated. 13.0" solid.	13.0" ventilated. 13.0" solid.
Antilock Braking System (ABS)	Standard.	Standard.
Brake Assist (BAS)	Standard.	Standard.

EXTERIOR DIMENSIONS

Wheelbase	126.6 in	126.6 in
Overall length	203 in	203 in
Overall height	65.4 in	65.4 in
Overall width	Mirrors folded in: 77.1 in Mirrors extended: 85.4 in	Mirrors folded in: 77.1 in Mirrors extended: 85.4 in
Track, front—rear	65.5 in—65.3 in	65.5 in—65.3 in
Curb weight (est.)	5,092 lbs (6-passenger) 5,191 lbs (7-passenger)	4,940 lbs (6-passenger) 5,039 lbs (7-passenger)

INTERIOR DIMENSIONS

Front headroom	39.8 in	39.8 in
Front legroom	39.8 in	39.8 in
Rear headroom	2nd row: 40.4 in 3rd row: 37.2 in	2nd row: 40.4 in 3rd row: 37.2 in
Rear legroom	2nd row: 36.2 in 3rd row: 32.4 in	2nd row: 36.2 in 3rd row: 32.4 in
Cargo volume, rear seats folded ⁴	85 cu ft	85 cu ft
Cargo length, 2nd/3rd rows folded	63 in/92 in	63 in/92 in

EXTERIOR

		Sport bodystyling.
		Dual chrome exhaust tips.
		Dual heated power mirrors.
	° 29	Privacy glass for rear doors, rear quarter windows and tailgate.
		Heat-absorbing blue-tinted glass.
		Rain-sensing front wipers.
		Rear-window wiper with washer.
		Electrically heated rear window with auto-shutoff.
		Liftgate close assist.
		Halogen headlamps and chrome front foglamps. Single red rear foglamp in left taillamp.
		Driver-selectable light-sensing headlamps.
		Driver-selectable daytime running lamps.

INTERIOR

		Leather-wrapped multifunction steering wheel.
		Shift paddles.
		Power front- and 2nd-row windows with one-touch express-up/down.
		4-way (tilt/telescoping) adjustable steering column.
		Electronic cruise control.
		12V power outlets in ashtray, in passenger footwell, behind center console and in cargo area.

CLIMATE CONTROL

		Dual-zone automatic climate control.
		Charcoal-activated dust and pollen filter.

SEATING

		8-way power-adjustable driver's seat.
		4-way power lumbar support.
		MB-TEX upholstery.

AUDIO/NAVIGATION/TELEMATICS

		Cockpit Management and Data (COMAND) system.
		Bluetooth® interface for hands-free calling. ¹¹
		In-dash 6-disc CD/DVD changer.
		In-dash SD memory card reader.
		Mercedes-Benz Tele Aid System uses GPS satellites plus a cellular link to provide 24-hour live assistance for: emergency aid (SOS button), roadside assistance (Wrench button) or information services (-button) ³⁰ <ul style="list-style-type: none"> Mercedes-Benz Tele Aid GPS-based Stolen Vehicle Recovery³⁰ Mercedes-Benz Tele Aid Remote Door Unlock³⁰ Mercedes-Benz Tele Aid Automatic Alarm Notification³⁰

INSTRUMENTATION

		Electronic analog speedometer, tachometer, fuel gauge and clock.
		Digital display of odometer and gear/mode selection.
		Multifunction display in instrument cluster: <ul style="list-style-type: none"> Trip meter and outside temperature indicator. Digital speedometer, Maintenance System (see below) and oil-level check. All audio features. Hard-drive-based Navigation System route guidance.³¹ Compass heading. Vehicle reminder and message indicator. Programmable settings for instruments and lighting and vehicle features. Trip computer (elapsed time, fuel consumption and distance to empty). Mobile phone book.
		Mercedes-Benz Maintenance System Plus displays distance remaining to next basic maintenance service, indicates type of service due and provides automatic reminder feature. System also monitors brake-pad wear.
		Tire Pressure Monitoring System.

LOCKING/SECURITY

		SmartKey remote control integrates: Remote Door Lock/Unlock buttons, Liftgate Unlock button (or optional power tailgate open/close) and panic alarm. Driver may selectively unlock only the driver's door and fuel filler or all doors plus the trunk and fuel filler.
		SmartKey infrared-remote opening/closing of windows and sunroof. ³¹
		Driver-programmable locking automatically locks the doors when the vehicle reaches 9 mph.
		Programmable night security illumination uses the vehicle's exterior lights to help illuminate a path after parking.
		Antitheft alarm with remote panic feature.
		Integrated 3-button garage door controls.

RESTRAINT SYSTEMS

		The PRE-SAFE® predictive occupant-protection system (with Active Front Head Restraints) helps prepare the cabin for a possible collision before one occurs. If PRE-SAFE senses a possible accident based on brake pedal application pattern, steering-wheel input pattern or Electronic Stability Program (ESP®) activation level, it will take action to help protect you better depending on the situation, including: <ul style="list-style-type: none"> Electrically tensioning the front seat belts. Adjusting the front passenger seat for potentially more favorable air-bag and seat-belt effectiveness. Closing the side windows⁷ and sunroof⁸ (if a possible rollover is detected).
		Integrated Restraint System: <ul style="list-style-type: none"> Driver and front passenger are each provided with a dual-stage front air bag (adaptive for the front passenger), a side-impact air bag and a 3-point seat belt with an Emergency Tensioning Device (ETD) and adaptive belt force limiter.¹⁸ 2nd-row passengers are each provided with a side-impact air bag.¹⁸ 2nd- and 3rd-row passengers are each provided with a 3-point seat belt with an ETD and belt force limiter (with 7-seat option, 3rd-row center passenger is provided with a 3-point seat belt only).
		Window Curtain Air Bags: <ul style="list-style-type: none"> In a side impact exceeding a preset deployment threshold, a multichamber air bag deploys along the front and rear side-door windows (spanning all three rows) on the affected side of the vehicle.¹⁸ An integrated rollover sensor automatically deploys the ETDs and, if deemed necessary, the Window Curtain Air Bags (spanning all three rows) in the event of a detected rollover.¹⁸
		Occupant Classification System (OCS): <ul style="list-style-type: none"> OCS automatically adjusts the inflation rate of the front passenger's front air bag based on the weight category determined by weight sensor readings from the front passenger seat.³²
		ETDs are deployed in a front or rear impact exceeding a preset threshold of severity, or certain rollovers. A front ETD will not deploy if seat belt is unfastened.
		LATCH (Lower Anchors and Tethers for Children) system at 2nd- and 3rd-row seating positions. Selectable passenger seat-belt retractors help secure child seats. ¹⁸
		Front seat belts include manually height-adjustable shoulder belts and lower points attached to seat frames.
		Active Front Head Restraints, adjustable for height and fore-aft.
		Individually height-adjustable head restraints.
		Rear-door child safety locks.

INDIVIDUAL OPTIONS

		Mercedes-Benz Tele Aid System.
		Panorama Sunroof.
		Privacy glass.
		Rear-Seat Entertainment System. Dual-source DVD with wireless headphones. ²⁴
		Class II trailer hitch (3,500-lb capacity). ²³
		Heated front seats.
		KEYLESS-GO.
		Metallic paint.

OPTION PACKAGES

		Premium 1 Package: <ul style="list-style-type: none"> PARKTRONIC audio visual parking assist. iPod®/MP3 Media Interface (in glove compartment).³³ 7-seat option. 40-gigabyte hard-drive-based Navigation System. Enhanced Voice Control. SIRIUS Satellite Radio with real-time traffic updates and Zagat Survey® restaurant guide. harman/kardon LOGIC7® surround-sound system with Dolby® Digital 5.1. HD Digital Radio.⁹ Power liftgate. Rear View Camera. 115V AC power outlet (in cargo area).
		Premium 2 Package: Includes contents of Premium 1 Package plus: <ul style="list-style-type: none"> Auto-dimming rearview and driver-side mirrors. Power driver and passenger seats with memory. 4-way (tilt/telescoping) power-adjustable steering column. Power-folding side mirrors. 2nd-row sunshades. 3-zone automatic climate control. Rear air conditioning.
		Sport Appearance Package: <ul style="list-style-type: none"> 19" 5-spoke alloy wheels with 255/50 R19 all-season tires. Tinted Sport taillamps. Heat-absorbing blue-tinted glass on all windows (privacy glass may be added at no additional charge).

ENGINE

Engine size and type	2,987-cc turbocharged DOHC 24-valve V-6	3,498-cc DOHC 24-valve V-6	5,461-cc DOHC 24-valve V-8	6,208-cc AMG-built DOHC 32-valve V-8
Construction	Aluminum-alloy cylinder block.	Aluminum-alloy cylinder block.	Aluminum-alloy cylinder block.	Aluminum-alloy cylinder block.
Net power	210 hp @ 3,800 rpm	268 hp @ 6,000 rpm	382 hp @ 6,000 rpm	503 hp @ 6,800 rpm
Net torque	398 lb-ft @ 1,600–2,400 rpm	258 lb-ft @ 2,400–5,000 rpm	391 lb-ft @ 2,800–4,800 rpm	465 lb-ft @ 5,200 rpm
Compression ratio	16.5:1	10.7:1	10.7:1	11.3:1
Fuel requirement	Ultra-low-sulfur diesel or B5 bio diesel.	Premium unleaded gasoline.	Premium unleaded gasoline.	Premium unleaded gasoline.
Fuel tank (capacity—reserve)	25.1 gal—3.4 gal	25.1 gal—3.4 gal	25.1 gal—3.4 gal	25.1 gal—3.4 gal

DRIVETRAIN

Transmission	7-speed automatic. Electronically controlled driver-adaptive shifting.	7-speed automatic. Electronically controlled driver-adaptive shifting.	7-speed automatic. Electronically controlled driver-adaptive shifting.	7-speed automatic with AMG SPEEDSHIFT™ Electronically controlled driver-adaptive shifting.
Drive configuration	4MATIC 4-wheel drive. 50/50 front/rear torque split.	4MATIC 4-wheel drive. 50/50 front/rear torque split.	4MATIC 4-wheel drive. 50/50 front/rear torque split.	4MATIC 4-wheel drive. 40/60 front/rear torque split.
Axle ratio	3.45:1	3.90:1	3.70:1	3.70:1
Off-road driving program	Standard.	Standard.	Standard.	Not available.
Downhill Speed Regulation (DSR)	Standard.	Standard.	Standard.	Standard.
Hill-Start Assist	Standard.	Standard.	Standard.	Standard.

TRACTION/STABILITY

Electronic Stability Program (ESP®)	Standard.	Standard.	Standard.	Standard.
4-wheel Electronic Traction System (4-ETS)	Standard.	Standard.	Standard.	Standard.

PERFORMANCE

Acceleration, 0–60 mph ¹²	8.0 seconds. (est.)	7.9 seconds. (est.)	5.6 seconds. (est.)	4.8 seconds. (est.)
Fuel economy, EPA estimate highway estimate	Information not available at time of printing. See your dealer for details.	Information not available at time of printing. See your dealer for details.	Information not available at time of printing. See your dealer for details.	Information not available at time of printing. See your dealer for details.
Towing capacity ²	7,200 lbs (Class III)	7,200 lbs (Class III)	7,200 lbs (Class III)	7,200 lbs (Class III)

Please see page 81 for Endnotes.

SPECIFICATIONS AND EQUIPMENT

CHASSIS

Suspension configuration	Front: Independent double wishbone. Antidive geometry. Stabilizer bar. Rear: Independent 4-arm multilink. Geometry for antisquat and alignment control. Stabilizer bar.			
AIRMATIC Semi-Active Suspension with Adaptive Damping System (ADS-II)	Optional.	Optional.	Optional.	Standard.
Steering	Rack-and-pinion steering with constant power assist. Turning circle: 37.9 ft curb-to-curb.	Rack-and-pinion steering with constant power assist. Turning circle: 37.9 ft curb-to-curb.	Rack-and-pinion steering with constant power assist. Turning circle: 37.9 ft curb-to-curb.	Rack-and-pinion steering with constant power assist. Turning circle: 37.9 ft curb-to-curb.

WHEELS/TIRES

Wheels	19" 5-spoke, 8.0x19	19" 5-spoke, 8.0x19	19" AMG 5-spoke, 8.0x19	20" AMG 5-spoke, 10.0x20 ¹³
Tires	255/50 R19, all-season run-flat.	255/50 R19, all-season.	255/50 R19, all-season.	295/40 ZR20, high-performance ¹³

BRAKES

Brake system	Dual-circuit power-assist 4-wheel disc.	Dual-circuit power-assist 4-wheel disc.	Dual-circuit power-assist 4-wheel disc.	AMG-enhanced dual-circuit power-assist 4-wheel disc.
Brake discs, front Brake discs, rear	13.0" ventilated. 13.0" solid.	13.0" ventilated. 13.0" solid.	13.0" ventilated. 13.0" solid.	15.4" perforated/ventilated. 14.4" perforated/ventilated.
Antilock Braking System (ABS)	Standard.	Standard.	Standard.	Standard.
Brake Assist (BAS)	Standard.	Standard.	Standard.	Standard.

EXTERIOR DIMENSIONS

Wheelbase	114.7 in	114.7 in	114.7 in	114.7 in
Overall length	188.5 in	188.5 in	188.5 in	189.8 in
Overall height	71.5 in	71.5 in	71.5 in	73.3 in
Overall width with mirrors folded in with mirrors extended	76.3 in 83.7 in	76.3 in 83.7 in	77.8 in 83.7 in	77.8 in 83.7 in
Track, front—rear	64.0 in—64.1 in	64.0 in—64.1 in	64.0 in—64.1 in	64.0 in—64.1 in
Curb weight (est.)	4,974 lb	4,705 lb	4,795 lb	5,093 lb
Ground clearance with steel-spring suspension with AIRMATIC suspension	8.3 in 7.1 in lowered. 11.4 in raised.	8.3 in 7.1 in lowered. 11.4 in raised.	8.3 in 7.1 in lowered. 11.4 in raised.	Not available. 6.0 in lowered. 10.3 in raised.

INTERIOR DIMENSIONS

Front headroom	39.9 in	39.9 in	39.9 in	39.9 in
Front legroom	42.2 in	42.2 in	42.2 in	42.2 in
Rear headroom	39.8 in	39.8 in	39.8 in	39.8 in
Rear legroom	40.0 in	40.0 in	40.0 in	40.0 in
Cargo capacity, rear seats folded ⁴	72.4 cu ft	72.4 cu ft	72.4 cu ft	72.4 cu ft

EXTERIOR

○	○		AMG front and rear bumpers.
		○	Silver grille with chrome trim.
○	○		High-gloss black grille with chrome trim.
		○	Dual square polished stainless-steel exhaust tips.
○	○		Dual chrome AMG twin tailpipes.
			Power tilt/sliding glass sunroof with sunshade.
			Dual heated power mirrors.
			Privacy glass for rear doors, rear quarter windows and liftgate.
			Rain-sensing wipers.
			Rear-window wiper with washer.
			Electrically heated rear window with auto-shutoff.
			Hydraulically assisted liftgate closing feature.
	○	○	Black protective-coated roof rails (with 220-lb roof load capacity).
○			Brushed-aluminum roof rails (with 220-lb roof load capacity).
°			Rubber-studded stainless-steel running boards.
			Front foglamps and single red rear foglamp in left taillamp.
°	°		Bi-Xenon headlamps with corner-illuminating foglamps.
			Driver-selectable light-sensing headlamps.
			Driver-selectable daytime running lamps.
°	°		LED taillamps.

INTERIOR

			Leather-wrapped multifunction steering wheel with shift paddles.
			Power windows with express-open/close.
		○	4-way (tilt/telescoping) manually adjustable steering column.
°	°		4-way (tilt/telescoping) power-adjustable steering column.
			Electronic cruise control.
			12V power outlets in ashtray (with lighter), at rear of front console, in cargo area and in passenger footwell.
°	°		Auto-dimming rearview and driver-side mirrors.
°	°		115V AC power outlet.

SEATING

		○	8-way power front seats. Driver-side 4-way power lumbar support.
°	°		10-way power front seats with memory and passenger lumbar support. (ML 63 AMG replaces passenger lumbar support with multicontour seats.)
°	°		Heated front seats.
			60/40-split-folding rear seatbacks and flip-forward seat cushions.
○	○		Multicontour seats.
○	○		3-stage Heated and Active Ventilated front seats.
		○	MB-TEX upholstery.
○	○		AMG Premium Leather upholstery and AMG floor mats.
°	°	○	Leather upholstery with new design and stitching.
		○	Leather-trimmed steering wheel.
○	○		AMG-Premium-Leather-trimmed steering wheel.
	○	○	Brown Birdseye Maple wood trim on console and doors. Aluminum trim on console handles.
°			Burl Walnut wood trim on console and doors. Aluminum trim on console handles.

AUDIO/NAVIGATION/TELEMATICS

			Cockpit Management and Data (COMAND) system.
°	°		40-gigabyte hard-drive-based Navigation System.
			Bluetooth® interface for hands-free calling. ¹¹
°	°		Enhanced Voice Control.
°	°		harman/kardon LOGIC7® surround-sound system with Dolby® Digital 5.1.
			In-dash 6-disc CD/DVD changer.
°	°		SIRIUS Satellite Radio with HD Digital Radio. ⁹
°	°		iPod®/MP3 Media Interface. ³³
			In-dash SD memory card reader.
			Mercedes-Benz Tele Aid System uses GPS satellites plus a cellular link to provide 24-hour live assistance for: emergency aid (SOS button), roadside assistance (Wrench button) or information services (i-button) ³⁰
			<ul style="list-style-type: none"> Mercedes-Benz Tele Aid GPS-based Stolen Vehicle Recovery³⁰ Mercedes-Benz Tele Aid Remote Door Unlock³⁰ Mercedes-Benz Tele Aid Automatic Alarm Notification³⁰

CLIMATE CONTROL

			Dual-zone automatic climate control.
°	°	°	3-zone automatic climate control.
			Charcoal activated dust and pollen filter.

INSTRUMENTATION

			Electronic analog speedometer, tachometer, fuel gauge and clock.
			Digital display of odometer and gear/mode selection.
○	○		AMG gauges with AMG RACETIMER ³⁴ in digital display.
○	○		AMG instrument cluster with silver-color aluminum trim panel and AMG logo.
			Multifunction display in instrument cluster: <ul style="list-style-type: none"> Trip meter and outside temperature indicator. Digital speedometer, Maintenance System (see below) and oil-level check. All audio features. Hard-drive-based Navigation System route guidance.³¹ Vehicle reminder and message indicator. Driver-programmable settings for instruments lighting, vehicle and convenience features. Trip computer (elapsed time, fuel consumption and distance to empty). Mobile phone book.
			Tire Pressure Monitoring System.
			Mercedes-Benz Maintenance System Plus displays distance remaining to next basic maintenance service, indicates type of service due and provides automatic reminder feature. System also monitors brake-pad wear.

LOCKING/SECURITY

			SmartKey control integrates: Remote Door Lock/Unlock buttons, trunk opener, removable valet key and panic alarm. Driver may selectively unlock only the driver's door and fuel filler or all doors plus the trunk and fuel filler.
			SmartKey infrared-remote opening/closing of windows and sunroof.
			Driver-programmable locking automatically locks the doors when the vehicle reaches 9 mph.
			Night security illumination uses the vehicle's exterior lights to help illuminate a path after parking.
			Anti-theft alarm with remote panic feature.
			Integrated 3-button garage door control, compatible with HomeLink® components and some other systems.

RESTRAINT SYSTEMS

			The PRE-SAFE® predictive occupant-protection system (with Active Front Head Restraints) helps prepare the cabin for a possible collision before one occurs. If PRE-SAFE senses a possible accident based on brake pedal application pattern, steering-wheel input pattern or Electronic Stability Program (ESP®) activation level, it will take action to help protect you better depending on the situation, including: <ul style="list-style-type: none"> Electrically tensioning the front seat belts. Adjusting the front passenger seat for potentially more favorable air-bag and seat-belt effectiveness. Closing the side windows⁷ and sunroof⁸ (if a possible rollover is detected).
			Integrated Restraint System: <ul style="list-style-type: none"> Driver and front passenger are each provided with a dual-stage front air bag (adaptive for the front passenger), a side-impact air bag and a 3-point seat belt with an Emergency Tensioning Device (ETD) and adaptive belt force limiter.¹⁸ 2nd-row outboard passengers are each provided with a side-impact air bag and a 3-point seat belt with an ETD and belt force limiter.¹⁸ 2nd-row center passenger is provided with a 3-point seat belt.
			Window Curtain Air Bags: <ul style="list-style-type: none"> In a side impact exceeding a preset deployment threshold, a multichamber air bag deploys along the front and rear side-door windows on the affected side of the vehicle.¹⁸ An integrated rollover sensor automatically deploys the ETDS and, if deemed necessary, the Window Curtain Air Bags in the event of a detected rollover.¹⁸
			Dual-stage front air bags are deployed in response to frontal impact severity exceeding a preset deployment threshold. ¹⁸
			Occupant Classification System (OCS): <ul style="list-style-type: none"> OCS automatically adjusts the inflation rate of the front passenger's front air bag based on the weight category determined by weight sensor readings from the front passenger seat.³²
			ETDs are deployed in a front or rear impact exceeding a preset threshold of severity, or certain rollovers. A front ETD will not deploy if seat belt is unfastened.
			Mercedes-Benz Tele Aid Automatic Collision Notification engages the SOS function (in vehicles with an activated Mercedes-Benz Tele Aid System) if an air bag or ETD deploys. ³⁰
			LATCH (Lower Anchors and Tethers for Children) system at center and rear outboard seating positions. Selectable passenger seat-belt retractors help secure child seats. ¹⁸
			Front seat belts include manually height-adjustable shoulder belts and lower points attached to seat frames.
			Active Front Head Restraints, adjustable for height and fore-aft.
			Three individually height-adjustable and retractable rear head restraints.
			Rear-door child safety locks.

INDIVIDUAL OPTIONS

°	°	°	Class III trailer hitch (7,200-lb capacity). ²³
°	°		Heated front seats.
°	°		Metallic paint.
°			Rubber-studded stainless-steel running boards.
°	°	°	Rear-Seat Entertainment System. Dual-source DVD with wireless headphones. ²⁴
°	°		AIRMATIC suspension with Adaptive Damping System (ADS-II).
°	°	°	3-zone automatic climate control.
○	○	°	21" AMG double-spoke wheels.
°	°	°	Rear-Seat Entertainment System pre-wiring.
○	○	°	Heated rear seats.

OPTION PACKAGES

°	°		Premium 1 Package: <ul style="list-style-type: none"> • Rear View Camera. • iPod®/MP3 Media Interface³³ • 40-gigabyte hard-drive-based Navigation System. • Enhanced Voice Control (for telephone, audio and navigation). • HD Digital Radio[®] • SIRIUS Satellite Radio. • harman/kardon LOGIC7[®] surround-sound system with Dolby[®] Digital 5.1. • Power liftgate. • 115V AC power outlet.
°	°		Premium 2 Package: Includes contents of Premium 1 Package plus: <ul style="list-style-type: none"> • KEYLESS-GO. • PARKTRONIC audio visual parking assist. • Auto-dimming rearview and driver-side mirrors. • 10-way power driver's seat with memory settings for seat and side mirrors. • 10-way power passenger seat with memory settings and 4-way power lumbar support. • 4-way (tilt/telescoping) power steering column. • Power-folding side mirrors. • Chrome door handles.
°	°	°	Heating Package: ³⁵ <ul style="list-style-type: none"> • Heated front seats (standard ML 63 AMG). • Heated rear seats. • Heated leather multifunction steering wheel with shift paddles (not available ML 63 AMG).
°	°	○	Full Leather Seating Package: ³⁵ <ul style="list-style-type: none"> • Wood/leather multifunction steering wheel with shift paddles. • Burl Walnut wood trim (standard ML 550 and ML 63 AMG). • Premium interior lighting.
°	°		Lighting Package: <ul style="list-style-type: none"> • Bi-Xenon headlamps with Active Curve Illumination. • Corner-illuminating foglamps. • Headlamp-washing system. • LED taillamps.

ENGINE

Engine size and type	2,987-cc turbocharged DOHC 24-valve V-6	4,663-cc DOHC 32-valve V-8	5,461-cc DOHC 32-valve V-8
Construction	Aluminum-alloy cylinder block.	Aluminum-alloy cylinder block.	Aluminum-alloy cylinder block.
Net power	210 hp @ 3,800 rpm	335 hp @ 6,000 rpm	382 hp @ 6,000 rpm
Net torque	398 lb-ft @ 1,600–2,400 rpm	339 lb-ft @ 2,700–5,000 rpm	391 lb-ft @ 2,800–4,800 rpm
Compression ratio	16.5:1	10.7:1	10.7:1
Fuel requirement	Ultra-low-sulfur diesel or B5 bio diesel.	Premium unleaded gasoline.	Premium unleaded gasoline.
Fuel tank (capacity—reserve)	26.4 gal—3.4 gal	26.4 gal—3.4 gal	26.4 gal—3.4 gal

DRIVETRAIN

Transmission	7-speed automatic. Electronically controlled driver-adaptive shifting.	7-speed automatic. Electronically controlled driver-adaptive shifting.	7-speed automatic. Electronically controlled driver-adaptive shifting.
Drive configuration	4-wheel drive. 50/50 front/rear torque split.	4-wheel drive. 50/50 front/rear torque split.	4-wheel drive. 50/50 front/rear torque split.
Axle ratio	3.45:1	3.70:1	3.70:1
Off-road driving program	Standard.	Standard.	Standard.
Downhill Speed Regulation (DSR)	Standard.	Standard.	Standard.
Hill-start assist	Standard.	Standard.	Standard.

TRACTION/STABILITY

Electronic Stability Program (ESP [®])	Standard.	Standard.	Standard.
4-wheel Electronic Traction System (4-ETS)	Standard.	Standard.	Standard.

PERFORMANCE

Acceleration, 0–60 mph ¹²	9.1 seconds. (est.)	6.9 seconds. (est.)	6.4 seconds. (est.)
Fuel economy, EPA estimate ²⁷ highway estimate ²⁸	Information not available at time of printing. See dealer for details.	13 mpg city (est.) 18 mpg highway (est.)	13 mpg city (est.) 17 mpg highway (est.)
Towing capacity ²	7,500 lbs (Class IV)	7,500 lbs (Class IV)	7,500 lbs (Class IV)

CHASSIS

Suspension configuration	Front: Independent double wishbone. Antidive geometry. Stabilizer bar. Rear: Independent 4-arm multilink. Geometry for antisquat and alignment control. Stabilizer bar.		
Air suspension	4-wheel AIRMATIC suspension.	4-wheel AIRMATIC suspension.	4-wheel AIRMATIC suspension.
Steering	Rack-and-pinion steering with power assist. Turning circle: 39.7 ft curb-to-curb.		

WHEELS/TIRES

Wheels	20" 5-spoke aluminum-alloy, 8.5x20	19" twin 5-spoke aluminum-alloy, 8.5x19	21" AMG 5-spoke aluminum-alloy, 10x21 ⁹
Tires	275/50 R20, all-season run-flat.	275/55 R19, all-season.	295/40 R21, all-season-performance. ¹³

BRAKES

Brake system	Dual-circuit power-assist 4-wheel disc.	Dual-circuit power-assist 4-wheel disc.	Dual-circuit power-assist 4-wheel disc.
Brake discs—calipers, front	14.7" ventilated—cast-iron dual-piston fixed.	14.7" ventilated—cast-iron dual-piston fixed.	14.7" ventilated—cast-iron dual-piston fixed.
Brake discs—calipers, rear	13.0" ventilated—cast-iron single-piston floating.	13.0" ventilated—cast-iron single-piston floating.	13.0" ventilated—cast-iron single-piston floating.
Antilock Braking System (ABS)	Standard.	Standard.	Standard.
Brake Assist (BAS)	Standard.	Standard.	Standard.

EXTERIOR DIMENSIONS

Wheelbase	121.1 in	121.1 in	121.1 in
Overall length	200.6 in	200.6 in	200.6 in
Overall height	72.4 in–75.6 in	72.4 in–75.6 in	72.4 in–75.6 in
Overall width with mirrors folded in with mirrors extended	76.4 in 83.7 in	76.4 in 83.7 in	77.8 in 83.7 in
Track, front—rear	65.0 in—65.1 in	65.0 in—65.1 in	65.0 in—65.1 in
Curb weight (est.)	5,313 lbs	5,280 lbs	5,434 lbs

INTERIOR DIMENSIONS

Front headroom	40.1 in	40.1 in	40.1 in
Front legroom	40.3 in	40.3 in	40.3 in
2nd-row headroom	40.6 in	40.6 in	40.6 in
2nd-row legroom	39.5 in	39.5 in	39.5 in
3rd-row headroom	38.2 in	38.2 in	38.2 in
3rd-row legroom	34.2 in	34.2 in	34.2 in
Cargo volume, 2nd/3rd rows folded	83.3 cu ft	83.3 cu ft	83.3 cu ft
Cargo length, 2nd/3rd rows folded	83.8 in	83.8 in	83.8 in

EXTERIOR

		○	Dual square polished stainless-steel exhaust tips.
○	○		Dual split polished stainless-steel exhaust tips.
			Power tilt/sliding glass sunroof with sunshade.
			Power rear quarter windows.
			Fixed Panorama Sunroof with sunshade above 3rd row.
			Electrically heated rear window with auto-shutoff.
			Rain-sensing wipers with heated nozzles, lines and reservoir.
			Rear-window wiper with washer.
°	°		Dual heated power side mirrors linked to driver's seat memory. ²¹ Auto-dimming rearview and left-side mirrors.
			Liftgate close assist.
			Privacy glass for rear doors, rear quarter windows and liftgate.
○	○		Infrared-reflecting (IR) glass. ³⁶
		○	Black protective-coated roof rails.
°	°		Chrome roof rails.
			Front foglamps and single red rear foglamp in left taillamp.
°	°		Corner-illuminating chrome front foglamps.
°	°		Bi-Xenon headlamps.
			Driver-selectable automatic light-sensing headlamps.
			Driver-selectable daytime running lamps.
°	°		Rubber-studded stainless-steel running boards.
○	○		Fender flares.
°	°		Chrome front and rear skid plates.
°	°		Power liftgate with one-touch open/close/lock.

INTERIOR

		○	Leather-wrapped multifunction steering wheel.
°	°		Wood/leather multifunction steering wheel.
			Shift paddles behind steering wheel.
			Electronic automatic cruise control.
			Front- and 2nd-row power windows with one-touch express-up/down.
			12V power outlets in ashtray, rear of center console and cargo area.
			Retractable cargo cover.
			Six cupholders and two bottle holders.

SEATING

°	°		3-position memory. Driver's seat memory includes steering column and outside mirror positions, and is linked to SmartKey.
			8-way power front seats. Driver-side 4-way power lumbar support.
○	○		Multicontour front seats with driver-side 4-way lumbar support.
			Heated front seats.
°	°		Heated rear seats.
			2nd-row 60/40-split-folding rear seatbacks.
			3rd-row split-folding power seatbacks.
		○	Brown Birdseye Maple wood trim.
°	°		Burl Walnut wood trim.
		○	Leather-wrapped multifunction steering wheel.
°	°		Wood/leather steering wheel (not available with Heating Package).
		○	MB-Tex upholstery.
°	°		Leather upholstery and trim.

AUDIO/NAVIGATION/TELEMATICS

			Cockpit Management and Data (COMAND) system.
°	°		40-gigabyte hard-drive-based Navigation System.
			Bluetooth® interface for hands-free calling. ³¹
°	°		Enhanced Voice Control.
°	°		harman/kardon LOGIC7® surround-sound system with Dolby® Digital 5.1.
			In-dash 6-disc CD/DVD changer.
°	°		SIRIUS Satellite Radio with HD Digital Radio®, SIRIUS real-time traffic updates and Zagat Survey® restaurant guide.
°	°		iPod®/MP3 Media Interface. ³³
			In-dash SD memory card reader.
			Mercedes-Benz Tele Aid System uses GPS satellites plus a cellular link to provide 24-hour live assistance for: emergency aid (SOS button), roadside assistance (Wrench button) or information services (-button). ³⁰ <ul style="list-style-type: none"> Mercedes-Benz Tele Aid GPS-based Stolen Vehicle Recovery.³⁰ Mercedes-Benz Tele Aid Remote Door Unlock³⁰ Mercedes-Benz Tele Aid Automatic Alarm Notification.³⁰
°	°		Hands-Free Communication System.

CLIMATE CONTROL			
		○	Dual-zone automatic climate control.
°	°		3-zone automatic climate control.
			Charcoal-activated dust and pollen filter.

INSTRUMENTATION			
			Electronic analog speedometer, tachometer, fuel gauge and clock.
			Digital display of odometer and gear/mode selection.
			Multifunction display in instrument cluster: <ul style="list-style-type: none"> • Trip meter and outside temperature indicator. • Digital speedometer, Maintenance System (see below) and oil-level check. • All audio features. • Hard-drive-based Navigation System route guidance and display.²¹ • Vehicle reminder and message indicator. • Programmable settings for instruments and lighting, vehicle and convenience features. • Trip computer (elapsed time, fuel consumption and distance to empty). • Mobile phone book.
			Tire Pressure Monitoring System.
			Mercedes-Benz Maintenance System Plus displays distance remaining to next basic maintenance service, indicates type of service due and provides automatic reminder feature. System also monitors brake-pad wear.

LOCKING/SECURITY			
			SmartKey remote control integrates: Remote Door Lock/Unlock buttons, Liftgate Unlock button and panic alarm.
			SmartKey infrared-remote opening/closing of windows and sunroof.
			Driver-programmable locking automatically locks the doors when the car reaches 9 mph.
			Programmable night security illumination uses the car's exterior lights to help illuminate a path after parking.
			Antitheft alarm with remote panic feature.
			Integrated 3-button garage door control, compatible with HomeLink® components and some other systems.

Please see page 81 for Endnotes.

RESTRAINT SYSTEMS			
			The PRE-SAFE® predictive occupant-protection system (with Active Front Head Restraints) helps prepare the cabin for a possible collision before one occurs. If PRE-SAFE senses a possible accident based on brake pedal application pattern, steering-wheel input pattern or Electronic Stability Program (ESP®) activation level, it will take action to help protect you better depending on the situation, including: <ul style="list-style-type: none"> • Electrically tensioning the front seat belts. • Adjusting the front passenger seat for potentially more favorable air-bag and seat-belt effectiveness. • Closing the side windows⁷ and sunroof⁸ (if a possible rollover is detected).
			Integrated Restraint System: <ul style="list-style-type: none"> • Driver and front passenger are each provided with a dual-stage front air bag (adaptive for the front passenger), a side-impact air bag and a 3-point seat belt with an Emergency Tensioning Device (ETD) and adaptive belt force limiter.¹⁸ • Driver-side knee bag.¹⁸ • 2nd- and 3rd-row outboard passengers are each provided with a 3-point seat belt with an ETD and belt force limiter. • 2nd-row outboard passengers are each provided with a side-impact air bag.¹⁸ • 2nd-row center passenger is provided with a 3-point seat belt.
			Window Curtain Air Bags: <ul style="list-style-type: none"> • In a side impact exceeding a preset deployment threshold, a multichamber air bag deploys along the front and rear side-door windows on the affected side of the vehicle.¹⁹ • An integrated rollover sensor automatically deploys the ETDs and, if deemed necessary, the Window Curtain Air Bags (spanning all three rows) in the event of a detected rollover.¹⁸
			Active Front Head Restraints, adjustable for height and fore-aft.
			Occupant Classification System (OCS): <ul style="list-style-type: none"> • OCS automatically adjusts the inflation rate of the front passenger's front air bag based on the weight category determined by weight sensor readings from the front passenger seat.²²
			ETDs are deployed in a front or rear impact exceeding a preset threshold of severity, or certain rollovers. A front ETD will not deploy if seat belt is unfastened.
			Mercedes-Benz Tele Aid Automatic Collision Notification engages the SOS function if an air bag or ETD deploys. ²⁰
			LATCH (Lower Anchors and Tethers for Children) system at 2nd- and 3rd-row outboard seating positions. Selectable passenger seat-belt retractors help secure child seats. ¹⁸
			Front seat belts include automatically height-adjustable shoulder belts and lower points attached to seat frames.
			Individually height-adjustable head restraints, three in the 2nd row and two in the 3rd row.
			Rear-door child safety locks.

INDIVIDUAL OPTIONS			
°	°		Adaptive Damping System.
°	°	°	Class IV trailer hitch (7,500-lb capacity) ²³
°	°	°	Rear-Seat Entertainment System. Dual-source DVD with wireless headphones. ²⁴
°	°		Rubber-studded stainless-steel running boards.
○	○	°	Heated leather-wrapped multifunction steering wheel. ²⁷
○	○	°	3-stage Active Ventilated front seats.
°	°		Metallic paint.
°	°	○	Roof rail crossbars (black) ³⁸
°	°	°	Roof rail crossbars (chrome) ³⁸
○	○	°	Light Birch wood trim.
○	○	°	Premium Leather upholstery (Nappa leather).
°	°		3-zone automatic climate control with rear air conditioning.

OPTION PACKAGES			
°	°		Heating Package: <ul style="list-style-type: none"> • Heated rear seats. • Heated leather-wrapped multifunction steering wheel.²⁹
°	°		Premium 1 Package: <ul style="list-style-type: none"> • Rear View Camera. • PARKTRONIC audio visual parking assist. • Power front seat with memory function and 4-way power lumbar support. • Auto-dimming rearview and driver-side mirrors. • iPod®/MP3 Media Interface.³³ • 4-way (tilt/telescoping) power steering column with memory function. • Power-folding side mirrors with memory function. • 40-gigabyte hard-drive-based Navigation System. • Enhanced Voice Control for audio, navigation and telephone. • SIRIUS Satellite Radio with real-time traffic updates and Zagat Survey® restaurant guide. • harman/kardon LOGIC7® surround-sound system with Dolby® Digital 5.1. • HD Digital Radio.³⁵ • Power liftgate with one-touch open/close/locking. • 115V AC power outlet. • KEYLESS-GO.

Please see page 81 for Endnotes. | Standard. ° Optional or included with a package. ○ Not available.

OPTION PACKAGES (continued)			
°	°		Premium 2 Package: Includes contents of Premium 1 Package plus: <ul style="list-style-type: none"> • Bi-Xenon headlamps with Active Curve Illumination. • Corner-illuminating chrome foglamps. • Heated headlamp-washing system. • 3-zone automatic climate control. • Rear air conditioning.
°	°		Full Leather Seating Package: <ul style="list-style-type: none"> • Wood/leather multifunction steering wheel. • Burl Walnut wood trim. • Premium interior lighting.
°	°	○	GL Appearance Package: <ul style="list-style-type: none"> • 20" 5-spoke alloy wheels with all-season run-flat tires (standard GL 320 BlueTEC). • Beltline molding brushed aluminum. • Chrome roof rails. • Chrome skid plates (front and rear). • Rubber-studded stainless-steel running boards.

ENGINE

Engine size and type	5,461-cc DOHC 32-valve V-8	5,439-cc AMG-built supercharged SOHC 24-valve V-8
Construction	Aluminum-alloy cylinder block.	Aluminum-alloy cylinder block.
Net power	382 hp @ 6,000 rpm	500 hp @ 6,100 rpm
Net torque	391 lb-ft @ 2,800–4,800 rpm	516 lb-ft @ 2,750–4,000 rpm
Compression ratio	10.7:1	9.0:1
Fuel requirement	Premium unleaded gasoline.	Premium unleaded gasoline.
Fuel tank (capacity—reserve)	25.4 gal—5.3 gal	25.4 gal—5.3 gal

DRIVETRAIN

Transmission	7-speed automatic. Electronically controlled driver-adaptive shifting.	5-speed automatic. Electronically controlled driver-adaptive shifting.
Drive configuration	4-wheel drive with independent electromechanically locking center, front and rear differentials.	4-wheel drive with independent electromechanically locking center, front and rear differentials.
Transfer case	Two-speed, electronically controlled via console switch.	Two-speed, electronically controlled via console switch.
Transfer case ratios	Normal range: 0.87:1 Low range: 2.16:1	Normal range: 0.87:1 Low range: 2.16:1
Axle ratio	Front and rear: 4.38:1	Front and rear: 4.38:1

TRACTION/STABILITY

Electronic Stability Program (ESP®)	Standard (with all three differentials unlocked).	Standard (with all three differentials unlocked).
4-wheel Electronic Traction System (4-ETS)	Standard (with all three differentials unlocked).	Standard (with all three differentials unlocked).

PERFORMANCE

Acceleration, 0–60 mph ¹²	6.0 seconds. (est.)	5.4 seconds. (est.)
Fuel economy, EPA estimate highway estimate	Information not available at time of printing. See your dealer for details.	Information not available at time of printing. See your dealer for details.

CHASSIS

Suspension configuration	Front and rear rigid axles with longitudinal and transverse links, coil springs and gas-pressurized shock absorbers. Front stabilizer bar.	
Wheel travel	8.0 in	8.0 in
Steering	Recirculating-ball with power assist and hydraulic damper. Turning circle: 43.5 ft curb-to-curb.	Recirculating-ball with power assist and hydraulic damper. Turning circle: 43.5 ft curb-to-curb.

WHEELS/TIRES

Wheels	18" twin 5-spoke, 7.5x18	19" AMG 5-spoke, 9.5x19
Tires	265/60 R18, all-season (mud-and-snow).	275/55 R19, all-season (mud-and-snow).
Spare tire	Matching tire and wheel.	265/60 R18, all-season (mud-and-snow) tire and 18" twin 5-spoke wheel.

BRAKES

Brake system	Dual-circuit power-assist 4-wheel disc.	AMG-enhanced dual-circuit power-assist 4-wheel disc.
Brake discs, front Brake discs, rear	12.3" ventilated. 10.7" solid.	13.8" slotted/ventilated. 13.0" slotted/ventilated.
Antilock Braking System (ABS)	Standard (with all three differentials unlocked).	Standard (with all three differentials unlocked).
Brake Assist (BAS)	Standard.	Standard.

EXTERIOR DIMENSIONS

Wheelbase	112.2 in	112.2 in
Overall length	184.5 in, including spare tire and brush guard.	184.5 in, including spare tire and brush guard.
Overall height	76.0 in	76.0 in
Overall width with mirrors folded in with mirrors extended	71.8 in 79.0 in	73.1 in 79.0 in
Track, front—rear	58.0 in	58.0 in
Curb weight (est.)	5,510 lb	Information not available. See dealer for details.

INTERIOR DIMENSIONS

Front headroom	42.2 in	42.2 in
Front legroom	52.5 in	52.5 in
Rear headroom	40.0 in	40.0 in
Rear legroom	41.9 in	41.9 in
Cargo volume, rear seats folded ⁴	79.5 cu ft	79.5 cu ft

EXTERIOR

		Stainless-steel running boards.
	○	Chrome-finish grille guard.
○		Chrome-finish grille guard with brush guard over headlamps.
○		Chrome-finish front turn-signal cages, taillamp cages and front-bumper underbar.
○		AMG sidepipe exhausts with two stainless-steel tips per side (at rear of running boards).
		Privacy glass for rear doors, rear quarter windows and cargo door.
		Bi-Xenon headlamps with heated high-pressure washers. Corner-illuminating front foglamps. Single red rear foglamp in left taillamp.
		Driver-selectable light-sensing headlamps.
		Driver-selectable daytime running lamps.
		Heated power mirrors with integrated turn signals and entrance lamps. Auto-dimming side mirror (shifting to Reverse automatically cancels dimming).
		Electrically heated rear window with auto-shutoff.
		Electrically heated windshield.
		Rain-sensing wipers with heated nozzles, lines and reservoir.
		Rear wiper with washer.
		Front and rear fixed tow hooks.
		Metallic paint.

INTERIOR

		Power front and rear side-door windows, all with one-touch express-down.
		4-way (tilt/telescoping) power steering column with memory.
		Programmable EASY-EXIT feature moves driver's seat back and raises steering column.
		Electronic cruise control.
		Auto-dimming rearview and driver-side mirrors.
		Attachable cupholder on center console. Collapsible cupholder adjacent to console.
		Power tilt/sliding steel sunroof.

CLIMATE CONTROL

		Dual-zone automatic climate control.
		Electrostatic dust and pollen filter.
		Adjustable rear-cabin air vents at rear of front center console.

SEATING

		10-way power front seats, each with 3-position memory. Driver's seat memory includes steering column, outside mirror positions and radio pre-sets.
		Multicontour front seats with pneumatic side bolsters, dual lumbar supports and thigh support.
		Heated front and rear outboard seats.
		60/40-split-folding rear seats with three height-adjustable head restraints.
	○	Premium Leather upholstery, including all seat surfaces, head restraints, and upper and lower door-trim inserts.
○		<i>designo</i> Nappa leather upholstery, including seat surfaces, head restraints, center armrest and door-trim inserts.
	○	Hand-polished Burl Walnut wood trim on console, doors and dashboard-mounted passenger assist handle.
○		Hand-polished <i>designo</i> Natural Maple wood trim on console, doors and dashboard-mounted passenger assist handle.
		Heated wood/leather steering wheel.
	○	Wood/leather shift knob. Leather-trimmed parking brake lever and boot.
○		AMG wood/leather shift knob. Leather-trimmed parking brake lever and boot.
		Illuminated stainless-steel door sill trim.

AUDIO/NAVIGATION/TELEMATICS

		Cockpit Management and Data (COMAND) system.
		40-gigabyte hard-drive-based Navigation System.
		Bluetooth® interface for hands-free calling. ¹¹
		Enhanced Voice Control.
		harman/kardon LOGIC7® surround-sound system with Dolby® Digital 5.1.
		Integrated 6-disc CD/DVD changer.
		SIRIUS Satellite Radio.
		In-dash SD memory card reader.
		iPod®/MP3 Media Interface ³³
		Mercedes-Benz Tele Aid System uses GPS satellites plus a cellular link to provide 24-hour live assistance for: emergency aid (SOS button), roadside assistance (Wrench button) or information services (<i>i</i> -button). ³⁰

INSTRUMENTATION

		Electronic analog speedometer, tachometer, fuel gauge and coolant temperature.
○		Silver-accented AMG instrument cluster.
		Multifunction display in speedometer face, scrolled via steering-wheel controls to operate and display various menus and vehicle features: <ul style="list-style-type: none"> • Odometer, trip meter and outside temperature indicator. • Engine coolant temperature, digital speedometer, Maintenance System (see below) and oil-level check. • All audio features. • Hard-drive-based Navigation System route guidance. • Message indicator. • Programmable settings for instruments and lighting, vehicle and convenience features. • Trip computer (elapsed time, fuel consumption and distance to empty). • Telephone menu. • Mobile phone book. • Advanced tire pressure monitoring.
		Mercedes-Benz Maintenance System displays distance remaining to next basic maintenance service, indicates type of service due and provides automatic reminder feature.
		Rear View Camera.
		Advanced Tire Pressure Monitoring System (monitors and displays PSI of each tire).

LOCKING/SECURITY

		SmartKey remote control integrates: Remote Door Lock/Unlock buttons, removable valet key and panic alarm. Driver may selectively unlock only the driver's door and fuel filler or all five doors plus the fuel filler.
		Driver-programmable user recognition feature links each SmartKey to the driver's preferences (up to three individual users per car). Each SmartKey recalls for its assigned driver: memory features for driver's seat, outside mirrors and power steering column, plus various vehicle settings from the multifunction display.
		SmartKey offers infrared-remote opening/closing of windows and sunroof from outside the vehicle.
		Driver-programmable drive-away locking automatically locks the doors when the vehicle reaches 9 mph.
		Programmable night security illumination uses the vehicle's exterior lights to help illuminate a path after parking.
		Locator lighting uses the vehicle's lights to help illuminate a return path when the vehicle is remote-unlocked in darkness. Unlocking vehicle activates illuminated entry system.
		Integrated 3-button garage door control, compatible with HomeLink® components and some other systems.
		Antitheft alarm with remote panic feature.

RESTRAINT SYSTEMS

		Integrated Restraint System: <ul style="list-style-type: none"> • Driver and front passenger are each provided with a front air bag (dual-stage for the driver) and a 3-point seat belt with an Emergency Tensioning Device (ETD) and belt force limiter.¹⁸ • 2nd-row outboard passengers are each provided with a 3-point seat belt with an ETD. • 2nd-row center passenger is provided with a 3-point seat belt only.
		Window Curtain Air Bags: <ul style="list-style-type: none"> • In a side impact exceeding a preset deployment threshold, a multichamber air bag deploys along the front and rear side-door windows on the affected side of the vehicle.¹⁸
		Occupancy sensor prevents the front passenger's front air bag from deploying if the seat is unoccupied. An ETD will not deploy if seat belt is unfastened. ¹⁸
		Front seats have 4-way-adjustable head restraints. Rear-seat head restraints adjust up-down.
		LATCH (Lower Anchors and Tethers for Children) system at rear outboard seating positions. Selectable seat-belt retractors help secure child seats. ¹⁸

Service and Support

Mercedes-Benz Tele Aid³⁰

Three buttons put a multitude of services at system subscribers’ fingertips: emergency response (SOS button), roadside assistance (Wrench button) and even information services (*i*-button).⁴⁰ Enhance your sense of security with Remote Door Unlock and Stolen Vehicle Recovery. Enhance your control with features like real-time traffic updates. With an active Mercedes-Benz Tele Aid subscription, you may be eligible for a discount from your insurance provider.

Mercedes-Benz Search & Send

The Internet is a great tool for planning trips and vacations, and Search & Send makes it even more effective. Use Yahoo!® Local Maps and Google™ Maps to plan routes and attractions, then send that information directly to your vehicle’s Navigation System. Information can also be sent to you while you’re traveling, so friends can forward tips on great things to do and see, or the best way to go.

Mercedes-Benz Concierge

Expand your privileges with access to a Personal Concierge that fulfills your requests for nearly “anything, anytime, anywhere” and an Online Concierge for accessing your Personal Concierge via your computer or PDA wherever Internet access is available, as well as Traffic Information⁴¹ and Route Assistance.⁴²

24-hour Roadside Assistance

The first of its kind and still the only one that remains in effect for the life of the vehicle. Our Roadside Assistance technicians draw on years of experience and training to get you back on the road as quickly as possible.⁴³

Mercedes-Benz Limited Warranties

Our New Vehicle Limited Warranty runs for 48 months or 50,000 miles, whichever comes first. And anytime during the new vehicle warranty coverage, you can purchase a Mercedes-Benz Extended Limited Warranty that will extend protection after the New Vehicle Limited Warranty expires.⁴⁴

Mercedes-Benz Maintenance System

Routine service intervals are fixed and predictable at every 10,000 miles or one year, whichever occurs first.⁴⁵ About one month before service is due, your vehicle will remind you via a dashboard display that your next service is approaching. You may also pay for required maintenance in advance with Prepaid Maintenance and enjoy the convenience of having the cost included in your monthly lease or finance payment.⁴⁶

Complimentary Tire Rotation

Stop by your Mercedes-Benz Center’s Service Department for a no-charge first tire rotation anytime before 5,000 miles.⁴⁷

24-hour Customer Service

Our Customer Assistance Center is your one-stop source for answers. Whether you need to know how to use your audio system, find the nearest Mercedes-Benz dealer, get pricing or learn about personal and automotive accessories, just call 1-800-FOR-MERCEDES or press the Mercedes-Benz Tele Aid *i*-button in your vehicle.

Sign and Drive service

Our legendary Roadside Assistance service includes bringing you some fuel if you’ve run out, replacing a flat tire with your spare or jump-starting your car if the battery dies. All at no charge, and all for as long as you’re driving a Mercedes-Benz— even somebody else’s.⁴⁸ Help is as close as your vehicle’s Wrench button (for Mercedes-Benz Tele Aid subscribers) or just a phone call away at 1-800-FOR-MERCEDES.

Trip Interruption benefits

In the unlikely event that a breakdown covered by your MBUSA New Vehicle Limited Warranty occurs more than 100 miles from your home, leaves your Mercedes-Benz inoperable or unsafe to drive and requires overnight repairs at a Mercedes-Benz Center, you’ll be reimbursed up to \$300 per day for any documented expenses—for up to three days—including meals, lodging and substitute transportation.

Dealer Alternate Transportation Program

Whenever you bring your vehicle into an official Mercedes-Benz Center for servicing during the warranty period, ask about your dealer’s Alternate Transportation Program— so you can maintain your busy schedule while your dealer maintains your vehicle.⁴⁹

Mercedes-Benz Financial

Mercedes-Benz Financial offers a wide and impressive array of flexible and convenient financing options. To determine whether purchasing or leasing is right for you and to estimate the monthly payment of your next Mercedes-Benz, visit MercedesBenzFinancial.com.

To learn more about these and many other services—including dealer locations and financing options—visit us at MBUSA.com today.

ENDNOTES

- No system, regardless of how advanced, can overcome the laws of physics or correct careless driving. Please always wear your seat belt. Performance is limited by available traction, which snow, ice and other conditions can affect. Always drive carefully, consistent with conditions. Best performance in snow is obtained with winter tires.
- With optional trailer hitch. The R-Class can tow up to 3,500 lbs, the M-Class can tow up to 7,200 lbs and the GL-Class can tow up to 7,500 lbs. Read Operator’s Manual before towing. In some states, aftermarket trailer brakes are required. See dealer for details.
- With 2nd- and 3rd-row seats folded, the R-Class has 85 cu ft of space, the M-Class has 72.4 cu ft of space, the GL-Class has 83.3 cu ft of space and the G-Class has 79.5 cu ft of space.
- Unsecured cargo can become hazardous in a collision. Always secure cargo using floor-mounted tie-downs.
- Three-zone climate control not available G 550 and G 55 AMG.
- Rear-Seat Entertainment System not available G 550 and G 55 AMG.
- PRE-SAFE™ closes the side windows when the system’s sensors detect side movements that suggest a possible rollover.
- A small gap is left near the full-close position.
- The R 320 BlueTEC gets an estimated 500 miles on a single tank of fuel. The ML 320 BlueTEC and GL 320 BlueTEC each get an estimated 600 miles on a single tank of fuel. Estimate based on 21.1-gallon fuel tank capacity and estimated highway fuel economy. Your actual highway mileage may be less than the highway estimate.
- Requires the use of ultra-low-sulfur diesel fuel. Mercedes-Benz approves the use of B5 bio diesel (approved diesel fuel with a maximum 5% bio diesel content) in all BlueTEC engines. The only approved bio diesel content is one that both meets ASTM D6751 specifications and has the oxidation stability necessary to prevent deposit-/corrosion-related damages to the system (min. 6h, proven by EN14112 method). Please see your service station for further information. If the B5 bio diesel blend does not clearly indicate that it meets the above standards, please do not use it. The Mercedes-Benz New Vehicle Limited Warranty does not cover damage caused by non-Mercedes-Benz-approved fuel standards.
- BLUETOOTH® INTERFACE DOES NOT PROVIDE PHONE CHARGING OR EXTERNAL ANTENNA. PHONE BOOK DOWNLOAD AND VOICE INTERACTIVITY FEATURES ARE DEPENDENT ON SELECTED HANDSET. VISIT MBUSA-MOBILE.COM FOR DETAILS.
- Stated rates of acceleration are based upon manufacturer’s track results and may vary depending on model, environmental and road surface conditions, driving style, elevation and vehicle load.
- Lower aspect ratio tires and accompanying wheels provide substantially increased treadwear, increased tire noise and reduced ride comfort. Serious wheel and tire damage may occur if the vehicle is operated on rough or damaged road surfaces or upon encountering road debris or obstacles. These tires are not designed for use on snow and ice. Winter tires mounted on appropriately sized and approved wheels are recommended for driving in those conditions.
- While the Navigation System provides directional assistance, the driver must remain focused on safe driving behavior, including paying attention to traffic and street signs. The driver should utilize the system’s audio cues while driving and should only consult the map or visual displays once the vehicle has been stopped in a safe place. Maps do not cover all areas or all routes within an area.
- Requires subscription. Service subscription for the first six months included with purchase.
- Not available G 55 AMG.
- Not all wheels and tires are approved for off-road usage. See dealer for details.
- WARNING: THE FORCES OF A DEPLOYING AIR BAG CAN CAUSE SERIOUS OR FATAL INJURIES TO A CHILD UNDER AGE 13. THE SAFEST SEATING POSITION FOR YOUR CHILD IS IN THE REAR SEAT, BELTED INTO AN APPROPRIATE, PROPERLY INSTALLED CHILD SEAT, OR CORRECTLY WEARING A SEAT BELT IF TOO LARGE FOR A CHILD SEAT. SEE OPERATOR’S MANUAL FOR ADDITIONAL WARNINGS AND INFORMATION ON AIR BAGS, SEAT BELTS AND CHILD SEATS.
- Braking effectiveness also depends on proper brake system maintenance, and tire and road conditions.
- Front and rear outboard seats only. Front-seat belt force limiters are adaptive. Rear-seat belt force limiters not available G 550 and G 55 AMG.
- PARKTRONIC system standard G 550 and G 55 AMG (rear bumper only).
- Rear View Camera does not audibly notify driver of nearby objects and is not a substitute for actively checking around the vehicle for any obstacles or people. Images displayed may be limited to camera field of view, weather, lighting conditions and the presence of dirt, ice or snow on the camera. See dealer for details.
- Read Operator’s Manual before towing. In some states, aftermarket trailer brakes are required. See dealer for details.
- Rear-Seat Entertainment System prevents access to the auxiliary port for other uses and cannot be combined with accessory iPod® Integration Kit. Mercedes-Benz recommends that children be supervised while using the system. Not compatible with accessory wireless headphones.
- Certain Mercedes-Benz-approved phones support voice interactivity, but not the phone book download feature, with Bluetooth technology. See dealer for details.
- Interface and phone sold separately. See dealer for a list of approved compatible phones.
- 2008 EPA estimated fuel economy. Compare the estimated mpg to the estimated mpg of other vehicles. You may get different mileage depending on how fast you drive, weather conditions and trip length.
- Your actual highway mileage may be less than the highway estimate.
- May be substituted for blue glass as a no-cost option.
- Mercedes-Benz Tele Aid equipment is standard on all M, GL and G-Class models and optional on all R-Class models. When equipped with Tele Aid, first year’s Mercedes-Benz Tele Aid service provided at no additional cost with subscription. Subscription and acquaintance call required for service to be active. Service operates only where cellular and GPS coverage are available and requires adequate power supply. Owner must authorize vehicle tracking by providing passcode and a valid stolen vehicle police report number. Passcode required to activate Remote Door Unlock. See dealer for details of telematics services.
- When equipped with this feature.
- OCCUPANT CLASSIFICATION SYSTEM (OCS) IS DESIGNED TO TURN THE FRONT PASSENGER’S FRONT AIR BAG OFF WHEN THE SYSTEM SENSES THE WEIGHT OF A TYPICAL CHILD 12 MONTHS OLD OR LESS PLUS THE WEIGHT OF A STANDARD APPROPRIATE CHILD RESTRAINT. SEE OPERATOR’S MANUAL FOR IMPORTANT ADDITIONAL INFORMATION ON THIS SYSTEM AND FOR FURTHER INFORMATION REGARDING THE TRANSPORTATION OF CHILDREN HEAVIER THAN A TYPICAL 12-MONTH-OLD.
- iPod is a registered trademark of Apple Computer, Inc. All iPod devices are sold separately. Feature not compatible with iPod Shuffle. See dealer for details.
- Only for timing use on roads and in conditions where high-speed driving is permitted. Racing on public roads is prohibited under all circumstances and posted speed limits should always be obeyed.
- Not available or only available in combination with other options/Option Packages. See dealer for details.
- IR glass replaces all other glass types.
- No-cost option on GL 550.
- Roof rail crossbars are black on all GL 320 BlueTEC and GL 450 vehicles and chrome on all GL 550 vehicles and all GL 320 BlueTEC and GL 450 vehicles that are equipped with the optional GL Appearance Package.
- No-cost option. Replaces standard wood/leather multifunction steering wheel.
- Concierge service available only with Mercedes-Benz Concierge. Traffic Information and Route Assistance use is included as part of Mercedes-Benz Concierge and is available at an additional per-use charge when used with the Mercedes-Benz Tele Aid service. See dealer for details.
- Performance of the automated voice system varies depending on the noise level in and around the vehicle. Traffic Information is based on available broadcast data, not available in all areas and only provided for routes that have been personalized on the Mercedes-Benz Tele Aid website (up to five routes) or are within a specified radius of your vehicle’s present location. See Mercedes-Benz Tele Aid section of MBUSA.com for available cities.
- Route Assistance is available for an additional charge with the Mercedes-Benz Tele Aid service and included as part of Mercedes-Benz Concierge.
- Vehicle must be accessible from main roads. Roadside Assistance repairs may involve charges for parts, service and towing. Depending on the circumstances, these services may be provided by an outside service, courtesy of Mercedes-Benz Roadside Assistance. For full details of the Roadside Assistance Program, please see your dealer.
- Please see your dealer for warranty details as well as for terms, conditions and pricing for extended warranty options. A surcharge for extended warranties may apply if purchased more than 30 days after the vehicle is purchased.
- Requires use of 229.5-spec oil and high-performance fleece oil filter for gasoline engines and 229.51-spec oil for diesel engines. Driver is responsible for monitoring fluid levels and tire pressure between service visits. See Maintenance Booklet for details.
- Prepaid Maintenance only covers items that are critical to ensuring the long-term performance of your vehicle. Ask your dealer for a brochure containing details regarding coverage and terms.
- On models with different-sized front and rear tires, which cannot be rotated, dealer will inspect tires and set inflation pressure. Follow tire manufacturer’s recommendations.
- For full details of Sign and Drive service, as well as the Roadside Assistance Program, please see your dealer.
- Certain restrictions may apply. Terms, conditions and dealer participation may vary.

