

 Imagine yourself in a Mercury

1 9 9 7 M Y S T I Q U E





YOU SEEM TO COMMUNICATE WITHOUT SPEAKING

A TIME WHEN EVERYTHING SEEMS TO GO IN YOUR FAVOR

AND WISHING IT WOULD LAST FOREVER. IMAGINE HAVING

THE FREEDOM TO BE **yourself** ALL THE TIME

IMAGINE FEELING SO SECURE YOU THINK FOR A MOMENT

YOU'RE **in a** DIFFERENT WORLD

OR MAKING A DISCOVERY YOU CAN'T WAIT TO SHARE

WITH YOUR BEST FRIEND. IMAGINE TAKING THE LONG WAY HOME

JUST BECAUSE YOU'RE HAVING SUCH A GREAT TIME

IMAGINE A CAR THAT DELIVERS TRUE DRIVING EXHILARATION

Mercury MYSTIQUE



MYSTIQUE CONTAINS ALL THE INGREDIENTS THAT ADD UP TO ONE EXHILARATING PERFORMANCE SEDAN. A TEST DRIVE WILL REVEAL ITS EXCEPTIONAL HANDLING, SOLID ROAD FEEL, AND YES, FLEETNESS OF FOOT. IT WILL ALSO SHOW YOU WHY IT WAS

Handles


NAMED ONE OF
AUTOMOBILE MAGAZINE'S
ALL-STARS FOR 1995 AND
1996. POWERING THE

with

MYSTIQUE IS A STANDARD 2.0L
16-VALVE, 4-CYLINDER, DOHC
ZETEC ENGINE WHICH PRODUCES
125 HORSEPOWER. OR CHOOSE

care.


THE AVAILABLE 24-VALVE V-6 DURATEC ENGINE WHICH IS DESIGNED FOR PULSE-QUICKENING PERFORMANCE. AND IT CAN RUN FOR 100,000 MILES WITHOUT A SCHEDULED TUNE-UP.* BUT MYSTIQUE'S ENGINES TELL ONLY PART OF THE STORY. THERE IS MUCH MORE HERE THAN MEETS THE EYE.



A 24-valve V-6 Duratec engine produces 170 horsepower from only 2.5 liters. It has an all-aluminum engine block, heads and piston design.



100000



Mystique's standard powerplant is a 2.0-liter, 16-valve, dual-overhead-cam 4-cylinder engine producing 125 horsepower. It shares with Duratec such advanced technology as EEC-V Electronic Engine Control and sequential electronic fuel injection for an optimal blend of power, efficiency,** and low emissions.

Mystique's carefully calculated suspension geometry, coupled with its advanced Quadralink rear suspension, provides ride stability, comfort and handling responsiveness.



PUT YOUR MYSTIQUE INTO GEAR, AND YOU'LL FEEL A CHARGE FLOW THROUGH YOUR NERVES. IT HAS AN UNCANNY ABILITY TO BRING OUT THE DRIVER IN YOU. YOU'LL TAKE CORNERS A LITTLE DIFFERENTLY. PASSING WILL TAKE ON NEW MEANING. WHO KNOWS? YOU MIGHT EVEN SMILE MORE THAN USUAL WHEN YOU'RE BEHIND THE WHEEL. WHAT MAKES MYSTIQUE SO ENTICING? FOR STARTERS, ITS STANDARD 5-SPEED MANUAL TRANSAXLE HAS BEEN DESIGNED TO LET YOU PRACTICALLY DASH THROUGH THE GEARS. A SOPHISTICATED 4-SPEED AUTOMATIC IS ALSO AVAILABLE WHICH INCLUDES A PATENTED SHIFT-LOGIC STRATEGY THAT TAILORS SHIFTING TO WEATHER, ALTITUDE AND DRIVING CONDITIONS. AN OVERDRIVE LOCK-OUT SWITCH IS ALSO INCLUDED. OTHER ELEMENTS CONTRIBUTING TO MYSTIQUE'S OUTSTANDING RIDE AND HANDLING CHARACTERISTICS ARE AN ADVANCED QUADRALINK REAR SUSPENSION AND AN INNOVATIVE FRONT SUBFRAME. IN ALL, MYSTIQUE HAS A TIGHT, SOLID FEEL WHILE BEING AGILE ENOUGH TO HANDLE SHARP CURVES QUITE DEFTLY. ROUGHLY TRANSLATED: FUN TO DRIVE.



be

WELL INCLUDED ARE NUMEROUS
CONVENIENT AND COMFORTING
MERCURY FEATURES. FROM THE
NUMEROUS ILLUMINATED SWITCHES

seated.

AND THE RETRACTABLE CUP HOLDERS TO
REAR SEAT HEAT DUCTS AND A REAR CENTER
ARMREST. OF COURSE, YOU'LL ALSO FIND MYSTIQUE'S
SEATING QUITE GRATIFYING. AND ITS 60/40 SPLIT-FOLD
REAR SEAT IS VERY ACCOMMODATING AS WELL.

The warm, jewel-green glow of Mystique's
interior lighting makes it easier to locate
and operate controls at night. Heater and
headlamp controls, and switches for the
available power door locks and power windows
are all illuminated.

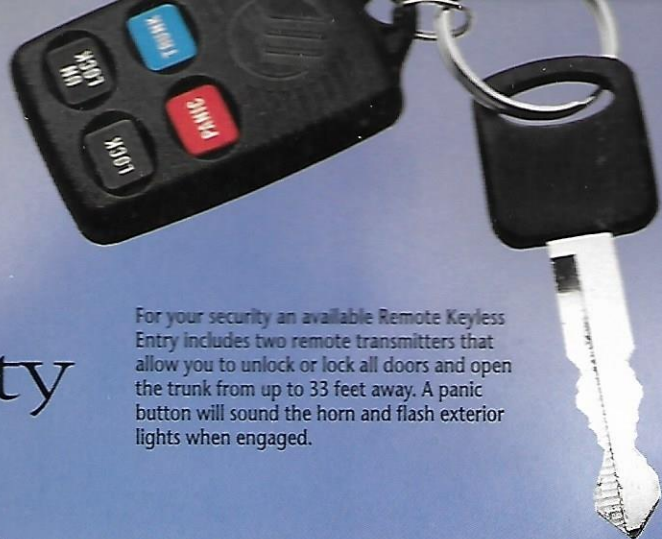


Mystique GS with Spree Package shown in Pacific Green Clearcoat Metallic. Some features shown may be optional. See specification pages for feature availability.





ety rity



For your security an available Remote Keyless Entry includes two remote transmitters that allow you to unlock or lock all doors and open the trunk from up to 33 feet away. A panic button will sound the horn and flash exterior lights when engaged.

Include intermittent wipers for optimal visibility during a light downpour.

Intermittent wipers help clear the windshield in cold or rainy weather. They prevent the wipers from heating or freezing over the side of the windshield.

Brake shift interlock prevents shifting the transmission out of park unless the brake pedal is depressed.

Front air bags provide protection in moderate-to-severe crashes. Both air bags are designed to inflate faster than the blink of an eye. Side-impact protection is also added to help protect the driver and front passenger. (Always wear your seat belt.)

Front safety belts move with the seat, providing proper belt placement regardless of seat position.

Seat belt grabber is designed to help hold the seat belt during an emergency braking situation to help prevent seat belt slippage.

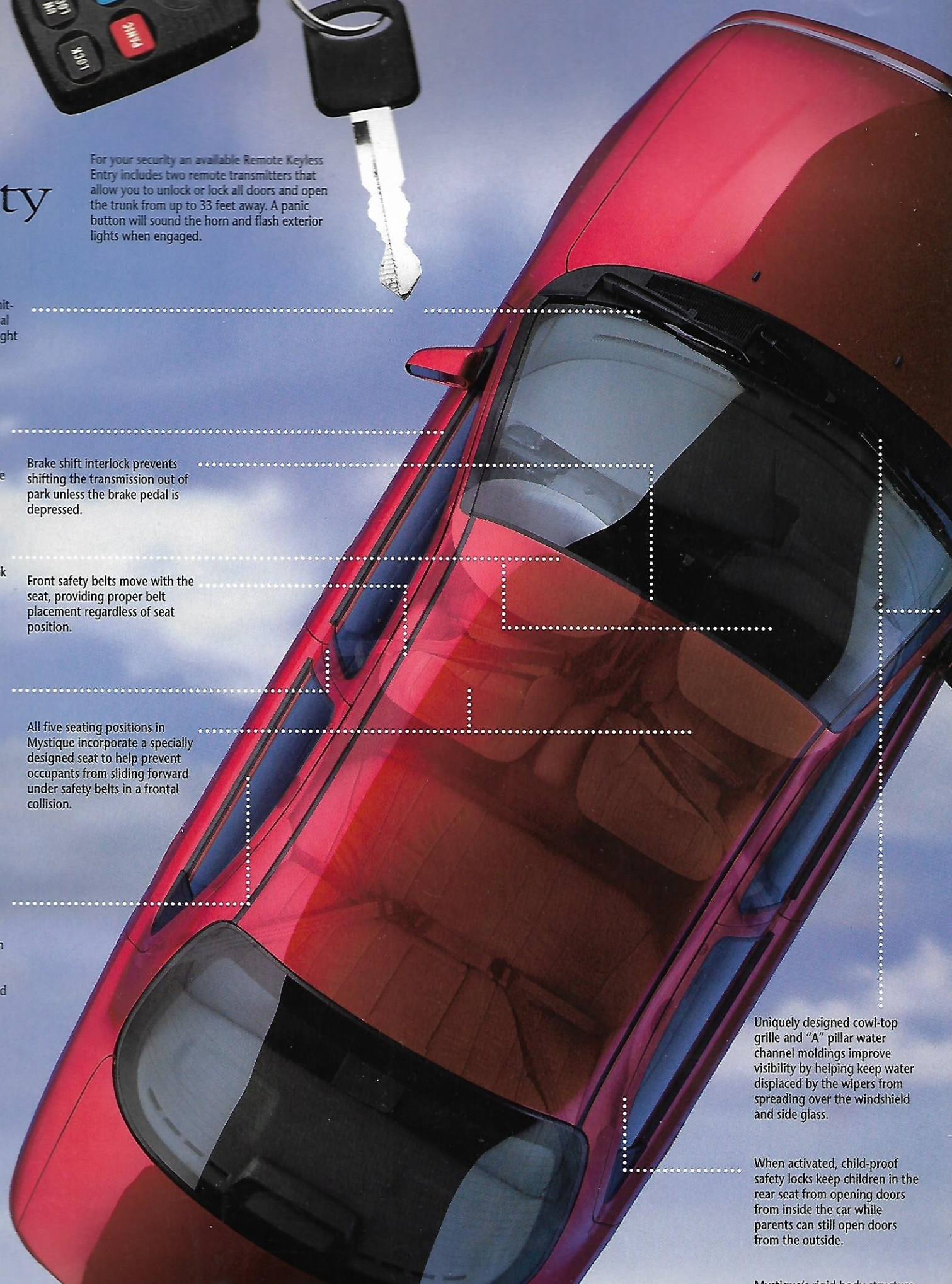
All five seating positions in Mystique incorporate a specially designed seat to help prevent occupants from sliding forward under safety belts in a frontal collision.

Side-impact protection beams are located behind each door for added protection. For impact protection, side-impact protection trim safety beams are also included.

Uniquely designed cowl-top grille and "A" pillar water channel moldings improve visibility by helping keep water displaced by the wipers from spreading over the windshield and side glass.


When activated, child-proof safety locks keep children in the rear seat from opening doors from inside the car while parents can still open doors from the outside.

Mystique's rigid body structure





An electronic AM/FM stereo radio with cassette player (not shown) is standard on LS and available on GS models. This system can be upgraded to a Premium Sound system with 80 watts of power and premium speakers. Also available is an electronic AM/FM radio with CD player and Premium Sound that includes a scan feature (top). For cassette and CD capability, a dealer-installed CD player (bottom) can be added to the electronic AM/FM stereo cassette radio with Premium Sound.



Invite the sun, the moon and fresh air along for the ride. The power moonroof opens and closes at the touch of an overhead tactile switch.




Controls for the 10-way power driver's seat are conveniently located on the side of the seat and adjust for fore/aft, recline, tilt/height. They also provide lumbar support, making it easy to find your desired level of comfort. (Standard on LS)

This optional air-conditioning system helps you keep your cool and operates free of ozone-depleting CFCs.



An optional power antenna automatically retracts when the sound system is not in use. (Standard on LS)



With its aerodynamic design, a rear spoiler gives Mystique a sleek, sporty look. It's available as a stand-alone option or as part of the Sport Appearance Package.

A sporty Spree Edition Mystique is available. It includes 15-inch tires with alloy wheels, unique interior trim, leather-wrapped steering wheel and shifter, fog lamps and special floor mats. A spoiler can also be added to your Spree.



STANDARD	OPTIONAL
16-valve DOHC Zetec I-4	24-valve DOHC Duratec V-6
Cast-iron cylinder block with aluminum heads	Aluminum block 60° modular with aluminum heads
2.0 liters	2.5 liters
125 @ 5500 rpm	170 @ 6250 rpm
130 lbs-ft @ 4000 rpm	165 lbs-ft @ 4250 rpm
3.96 qts	5.50 qts
9.6:1	9.7:1
Sequential multi-port electronic fuel injection	
EEC-V Electronic Engine Control	
GS	LS
10.24-inch disc/8.00-inch drum	10.24-inch disc/8.00-inch drum
10.24-inch disc/9.00-inch drum	10.24-inch disc/9.00-inch drum
14.5 gals	14.5 gals

ynchronized, including reverse, 5-speed overdrive with ultra-compact design, low internal and two-piece die-cast aluminum case

eed electronic automatic overdrive with lock-up torque converter, shift sensors, matic overdrive lockout switch and brake/shift interlock

isted rack-and-pinion steering with 14.5:1 ratio
to turning diameter: 36.5 ft w/ GS, 37.3 ft w/ LS

ent MacPherson strut-type with lower A-arms and hydromount connecting bushings, strut-coil springs and stabilizer bar. All steering and suspension components are connected to a untied subframe

fully independent suspension, strut-mounted coil springs, passive rear-wheel steering and er bar attached to a rigidly mounted subframe

COMFORT AND CONVENIENCE FEATURES	MYSTIQUE	GS	LS
with full instrumentation	STD	STD	STD
ion system	STD	STD	STD
lease	STD	STD	STD
iders (two w/automatic; one w/manual)	STD	STD	STD
nsulation package	STD	STD	STD
sters	STD	STD	STD
cts	STD	STD	STD
invest and rear dome light	STD	STD	STD
icette storage	STD	STD	STD
cket seats with full console	STD	STD	STD
ad restraint adjustment	STD	STD	STD
e front seatback	STD	STD	STD
ar seat	STD	STD	STD
sters	STD	STD	STD
ination	STD	STD	STD
it struts	STD	STD	STD
steering wheel	STD	STD	STD
visor mirrors	STD	STD	STD
ort passenger and rear outboard seats	STD	STD	STD
ke handle	STD	STD	STD
er's seat		OPT	STD
ster	OPT	OPT	STD
r mats		OPT	STD
tioner	OPT	OPT	OPT
th driver's side express-down and illuminated switches		OPT	OPT
th illuminated switches		OPT	OPT
		OPT	OPT
o reading light			
ed entry			
ed visor mirrors			
ontrol		OPT	OPT
		OPT	OPT
urfaces			OPT

FUNCTIONAL FEATURES

	MYSTIQUE	GS	LS
Zetec 2.0L DOHC 16-valve I-4 engine	STD	STD	STD
5-speed manual transaxle	STD	STD	STD
4-wheel independent suspension	STD	STD	STD
Power front disc/rear drum brakes	STD	STD	STD
Overdrive lockout switch (automatic only)	STD	STD	STD
Power-assisted rack-and-pinion steering	STD	STD	STD
Platinum tipped spark plugs	STD	STD	STD
Diagnostic data link connector	STD	STD	STD
MacPherson strut front suspension	STD	STD	STD
Quadralink strut rear suspension	STD	STD	STD
Sequential multi-port electronic fuel injection	STD	STD	STD
Front and rear stabilizer bars	STD	STD	STD
Duratec V-6 System		OPT	OPT
Includes:			
• 2.5L DOHC 24-valve V-6 engine			
• Larger tires (P195 with GS Series; P205 with LS Series)			
• Performance-tuned steering and suspension			
• 100,000-mile scheduled tune-up†			

4-speed electronic automatic transaxle OPT OPT OPT


EXTERIOR FEATURES

	MYSTIQUE	GS	LS
Cab-forward design	STD	STD	STD
Flush halogen headlamps with side markers	STD	STD	STD
Semi-flush side glass	STD	STD	STD
Solar tint glass	STD	STD	STD
Body-color door handles, mirrors and moldings	STD	STD	STD
Low-liftover luggage compartment	STD	STD	STD
Bright chrome grille with center blackout	STD	STD	STD
Wraparound taillamps with integrated reflex	STD	STD	STD
Dual intermittent wipers	STD	STD	STD
Tethered fuel cap with fueling hook	STD	STD	STD
Dripless roof construction	STD	STD	STD
Extensive corrosion protection	STD	STD	STD
Dual power outside mirrors		STD	STD
Fog lamps			STD
Power antenna		OPT	STD
Rear decklid spoiler		OPT	OPT

SAFETY AND SECURITY FEATURES

	MYSTIQUE	GS	LS
Dual air bag supplemental restraint system	STD	STD	STD
Height adjustable front outboard shoulder safety belts	STD	STD	STD
Seat-mounted front safety belt buckles	STD	STD	STD
Safety cell body structure	STD	STD	STD
Driver's safety belt grabber	STD	STD	STD
Windshield water management system	STD	STD	STD
Rear door child safety locks	STD	STD	STD
Brake/shift interlock (automatic only)	STD	STD	STD
5-mph bumpers front/rear	STD	STD	STD
Remote keyless entry system with panic button		OPT	OPT
4-wheel Anti-lock braking system (ABS)	OPT	OPT	OPT

	GS	LS
HEADROOM (front/rear)	39.0"/36.7"	39.0"/36.7"
LEGROOM (front/rear)	42.4"/34.4"	42.4"/34.4"
SHOULDER ROOM (front/rear)	53.9"/53.3"	53.9"/53.3"



OVER
HEIG
54.

SOUND SYSTEMS

	MYSTIQUE	GS	LS
Electronic AM/FM stereo radio	STD	STD	
Electronic AM/FM stereo radio with cassette player	OPT	OPT	STD
Electronic AM/FM stereo radio with cassette player and Premium Sound System		OPT	OPT
High-level audio system with AM/FM stereo compact disc radio		OPT	OPT
Power antenna		OPT	STD

WHEELS AND TIRES

P185/70R14 BSW tires with 14-inch deluxe wheel covers	STD	STD	
P205/60R15 BSW tires with 15-inch machined alloy wheels			STD
P205/60R15 tires with 15-inch cast aluminum wheels	OPT		

Note: Included with the Duratec V-6 System, P195/65R14 tires on GS; P205/60R15 tires on LS

PREFERRED EQUIPMENT PACKAGES

To make ordering easy we've grouped certain options together into the Preferred Equipment Packages listed below, and priced them to offer sticker price savings over ordering these items individually.**

OPTIONAL SERIES	MYSTIQUE	GS	LS
	360A	371A 372A	381A
Rear defroster	OPT	• •	STD
Electronic AM/FM stereo radio with cassette	OPT	• •	STD
CFC-free air conditioner	OPT	• •	•
Power door locks		• •	•
Power windows		• •	•
Light group		• •	•
Speed control		• •	•
Remote locking			•
Leather-wrapped steering wheel			•
Duratec V-6 System		•	•
Includes: • 2.5L DOHC 24-valve V-6 engine • Larger tires (P195 with GS Series; P205 with LS Series) • Performance-tuned steering and suspension • 100,000-mile scheduled tune-up interval†			

GS SPORT APPEARANCE PACKAGE

Rear spoiler • 15-inch cast aluminum wheels • P205/60R15 tires

GS SPREE PACKAGE

15-inch alloy wheels • P205/60R15 tires • Unique interior trim • Fog lamps • Leather-wrapped steering wheel • Leather-wrapped shifter • "Spree" badging • Floor mats

** Specific content is subject to change throughout model year. Consult your dealer for the most up-to-date information.

† Under normal driving conditions with routine fluid/filter changes.

• Contained in PEP.

EPA Statement: 1997 EPA mileage estimates were unavailable when this brochure was printed. The 1997 Mercury Mystique, however, should post good mileage figures. Ask your Lincoln-Mercury dealer for the latest information.

Option Availability: Options shown or described in this brochure are available at extra cost and may be offered only in combination with other options or subject to additional ordering requirements or limitations.


STD = Standard; OPT = Optional Feature; DLR = Dealer-Installed Accessory

PRODUCT CHANGES

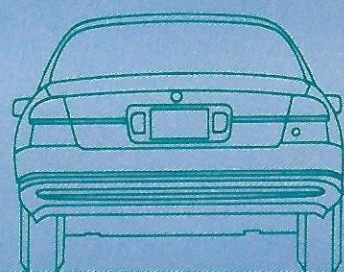
Following publication of this brochure, certain changes in standard equipment, options, prices and the like, or product delays, may have occurred which would not be included in these pages. Your Mercury dealer is your best source for up-to-date information.

Lincoln-Mercury Division reserves the right to change product specifications at any time without incurring obligations.

	GS	LS
OVERALL WIDTH.....	69.1"	69.1"
TRUNK CAPACITY.....	13.9 cu. ft.	13.9 cu. ft.



FRONT TRACK 59.2"




REAR TRACK 58.5"

OVERALL HEIGHT 54.5"



Exterior colors



Black Clearcoat



Vibrant White Clearcoat



Dark Toreador Red




Moonlight Blue Clearcoat Metallic



Toreador Red Clearcoat Metallic



Champagne Clearcoat Metallic



Teal Clearcoat Metallic



Willow Green Frost Clearcoat Metallic



Pacific Green Clearcoat Metallic




Alpine Green (Spree and LS)



Portofino Blue Clearcoat Metallic

Interior colors

- Medium Graphite • Willow Green
- Opal Grey • Atlantis Blue • Pumice
- Dark Pumice (Spree only)



FORD CREDIT OFFERS A WIDE VARIETY OF FINANCING AND LEASING PROGRAMS TO QUALIFIED BUYERS THAT CAN BE ARRANGED RIGHT AT THE DEALERSHIP. ASK YOUR DEALER FOR THE FACTS ON THESE PROGRAMS, OR CALL FORD CREDIT CUSTOMER SERVICE AT 1-800-727-7000.

For more information via the Internet enter <http://www.Mercuryvehicles.com>



LITHO IN USA (450,000) 7-96 P-7383
Buckle up—-together we can save lives.



Mystique
LS