
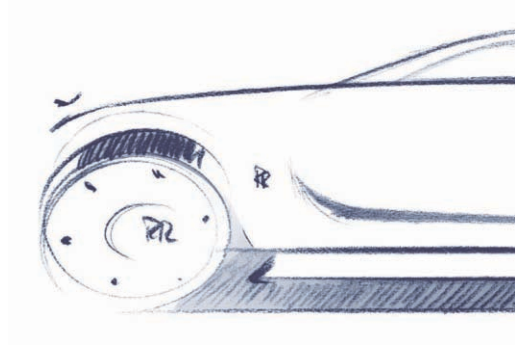
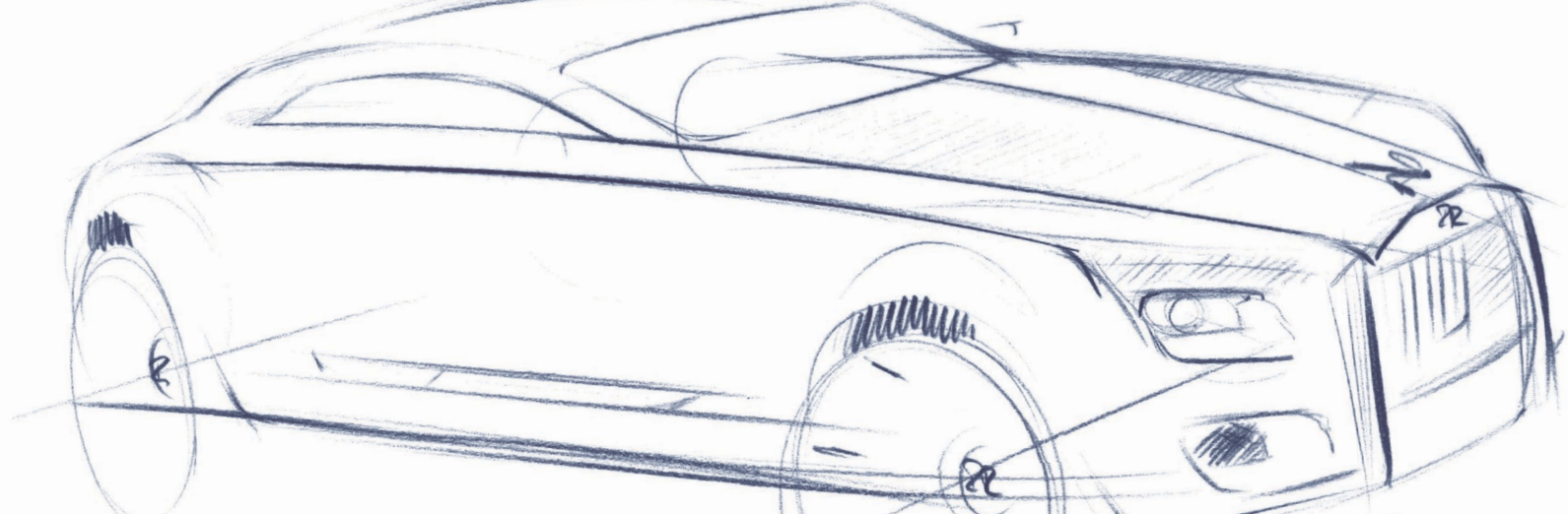


200EX



AN EXPLORATION OF WHAT MIGHT BE





















200EX

## A BOLD VISION OF THE FUTURE

A new EX model explores what might be.

These models have informed the development of the marque since 1919 and with this in mind, we set out to create a Rolls-Royce that achieves unprecedented dynamism and modernity.

It began with an eclectic team of designers working in a secluded location over several months. Away from our day-to-day routine, we immersed ourselves in the future of the marque. We set out to uncover its contours, its essence, its philosophy. We cast our net wide for inspiration and found it not only in motor car design but also in contemporary furniture,

architecture and luxury yachts. Hundreds of hours of discussion, ideas and sketches were developed using both traditional skills and the latest digital design tools.

What emerged was an entirely new kind of Rolls-Royce.

Smaller and more dynamic, 200EX is instantly recognisable as a modern Rolls-Royce. It has the powerful presence you'd expect, along with the classic design cues of the marque.

Yet a closer look reveals a Rolls-Royce like no other.



Agile and fluid, even when not in motion, there's a dynamic tension here between luxury and latent energy.

It surges forward from the rear axle, through the high waistline and graceful flanks, to a reinterpretation of the iconic front grille – instantly familiar yet also evocative of a jet intake.

Behind the coach doors lies a relaxed, intimate atmosphere highlighted by soft full-grain leather; elegant, subtle veneered wood and discreet chrome details. In contrast, the authoritative driving position gives you complete command of both the car and

the road. And the view along the tapering Silver Satin Bonnet to the Spirit of Ecstasy is as dramatic as ever; guiding the driver into the future.

200EX is a rare combination of inspired contemporary design and the artisan's touch.

It is our bold vision of the future.

IAN CAMERON

CHIEF DESIGNER  
ROLLS-ROYCE MOTOR CARS LTD



NO. OF DOORS/SEATS	4/5
VEHICLE LENGTH	5399MM/212.6IN
VEHICLE WIDTH	1948MM/76.7IN
VEHICLE HEIGHT	1550MM/61.0IN
WHEELBASE	3295MM/129.7IN
ENGINE	V12
WHEEL/TYRE SIZE	20"/255/45R20 FRONT AND 285/40R20 REAR

World version

©2009 Copyright Rolls-Royce Motor Cars Limited. Not to be reproduced wholly or in part without permission of Rolls-Royce Motor Cars Limited. The Rolls-Royce trademarks are owned by Rolls-Royce Motor Cars Limited or are used in some jurisdictions under licence from Rolls-Royce plc\*.

USA version

Additional information may be obtained from your authorized Rolls-Royce Motor Cars dealership.

US distributor: Rolls-Royce Motor Cars NA, LLC, Woodcliff Lake, NJ 07677-7731.

©2009 Rolls-Royce Motor Cars NA, LLC. Not to be reproduced wholly or in part without permission of Rolls-Royce Motor Cars NA, LLC. The Rolls-Royce name and logo are registered trademarks and are used under license from Rolls-Royce Motor Cars Limited\*.

\*For further information about Rolls-Royce Motor Cars please refer to our website: [www.rolls-roycemotorcars.com](http://www.rolls-roycemotorcars.com) January 2009. Part number: 01 41 2 156 823



[www.rolls-roycemotorcars.com/200EX](http://www.rolls-roycemotorcars.com/200EX)