



SATURN

SKY



2007



INTRODUCING THE ROADSTER ONLY SATURN COULD BUILD.

At Saturn, building the modern roadster means searching for a better way of doing things, a more imaginative way of shaping sheet metal, a stronger relationship between comfort and performance. It means building a car with the features you want, not just the features you need, and making that car as easy to own as it is to buy. It means treating people like always, and making a car like never before. Most of all, it means building a car that will make every experience more vivid, every drive more meaningful. Welcome to the world according to the SKY, from the next generation of Saturn. Like always. Like never before.



EVERY CURVE
DESIGNED.
EVERY ANGLE
PRECISE.

Hydroforming—shaping steel with water—is how we sculpted the most distinctive of the SKY's generous, angular curves. It's an innovative and fairly exclusive use of the technique, chosen to ensure that the silhouette of the car built for you is as striking as the one Saturn designers first sketched. This respect for inspired design is everywhere you look. 1) Twin styled fairings sweep back, expressing speed and suppressing wind. 2) Headlamps and daytime running lamps are set within boldly fashioned enclosures that look as good as they see. 3) The bright, jeweled tail lights are meant to get attention, and their gleaming chrome-plated molding helps them do exactly that. 4) From afar, the hood vent trim emphasizes the length of the engine compartment; up close, it emphasizes the depth of our appreciation for detail.



HOW DO YOU TURN SHEET METAL INTO BLISS?

GERALD GOMES, DECK LID DESIGN. Hinged the innovative deck lid at the rear to stow the top underneath, maintaining the car's aerodynamic profile.

TARA MAKAR, INSTRUMENT PANEL DESIGN. Combined sports car styling with modern design for gauges with a bold yet refined attitude.

BRUCE KOSBAB, CHIEF OF ENGINEERING. Wrangled the perfect balance of power and weight, form and function, comfort and control, car and driver.


DEVIN NEWELL, ELECTRONIC ENGINEERING. Designed the matrix connecting the electronic performance systems to ensure that decisive driver action results in precise SKY reaction.

DEAN PERELLI, PERFORMANCE MANAGEMENT. Integrated all systems, from powertrain to suspension to steering, for a car that's integrated with the road.

CHRISTOPHER BASELA, FORWARD DESIGN. Oversaw the hydroformed sculpting of the hood, then hinged it at the front to open more dramatically.

CRAIG STUMPF, CHASSIS ENGINEERING. Directed overall chassis design, including tires developed specifically for this car's architecture to enhance its cornering and braking performance.

STEVE PADILLA, PERFORMANCE ENGINEERING. Tuned the chassis by directing modifications to the ride, handling and steering dynamics after logging over 70,000 miles behind the wheel.



ONE THING IS CERTAIN:

HEADS WILL TURN.



THERE'S NO SUCH THING AS TOO MANY

CURVES.

This is a car designed, built and driven for the pleasure of navigating twists and turns. The SKY's wide stance is engineered to hug the road tenaciously, while its firm-but-forgiving suspension and specially tuned monotube shocks ensure that you feel more of the bends in the road and less of the bumps. With pedals set for intuitive heel-toe driving, power comes easily at the apex of every turn. For that, thank the 177-horsepower 2.4-liter engine enlivened by Dual Variable Valve Timing. The SKY's Dual VVT controls both the intake and exhaust valve timing for extra muscle. A flick of the wrist on the short-throw five-speed manual transmission will prove convincing. This is a car designed to ensure that the best of the road stays with you, and the rest of the road never gets to you.



WHAT GIVES THE SKY ITS ROADSTER PEDIGREE?

FULL-LENGTH LONGITUDINAL FRAME RAILS are made of hydroformed steel to add overall rigidity, and the enclosed driveshaft tunnel adds torsional rigidity. Both contribute to agile handling as well as a maximum lateral acceleration of 0.90 g.

FRONT ENGINE PLACEMENT and rear-wheel drive contribute to the SKY's near 50/50 weight distribution for balanced handling.

FOUR-WHEEL ANTI-LOCK DISC BRAKES bring you from 60-0 mph in just 116 feet, and use dynamic rear proportioning to optimize front and rear brake balance in a variety of driving situations.

FORGED ALUMINUM CONTROL ARMS and cast aluminum knuckles reduce weight for more nimble driving.

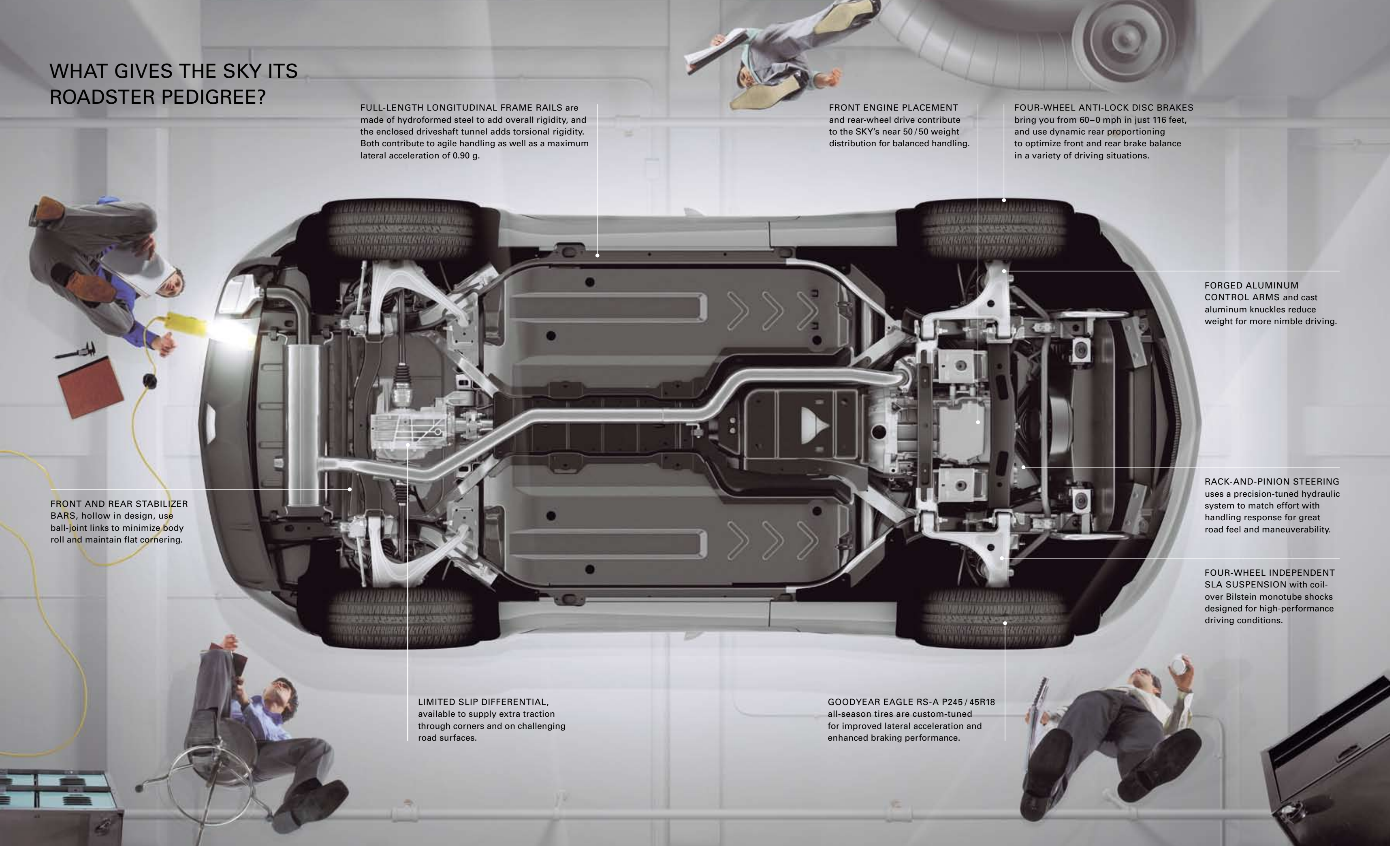
RACK-AND-PINION STEERING uses a precision-tuned hydraulic system to match effort with handling response for great road feel and maneuverability.

FOUR-WHEEL INDEPENDENT SLA SUSPENSION with coil-over Bilstein monotube shocks designed for high-performance driving conditions.

FRONT AND REAR STABILIZER BARS, hollow in design, use ball-joint links to minimize body roll and maintain flat cornering.

LIMITED SLIP DIFFERENTIAL, available to supply extra traction through corners and on challenging road surfaces.

GOODYEAR EAGLE RS-A P245 / 45R18 all-season tires are custom-tuned for improved lateral acceleration and enhanced braking performance.





YOUR OWN PERSONAL 50 CUBIC FEET OF PERFECTION.

Surrounded by shoulder-high sheet metal, both driver and passenger sit cradled by deep, bolstered sport seats that provide extensive lateral support during cornering. 1) The rich, glossy piano-black finish on the center stack and 2) the bold flashes of chrome plating are standard, though they look anything but. 3) The motorcycle-style speedometer and tachometer are large and driver-centric, as expected in a sports car. 4) The seats, whether cloth or with optional leather seat inserts, are sewn with contrast stitching that draws attention to the craftsmanship.



Air conditioning comes standard, with electronic controls for precise adjustments.

The available Premium Trim Package includes leather seat inserts, leather-wrapped steering wheel with contrast stitching and audio controls, metallic-finish sill plates and stainless steel pedal covers.

Power windows, exterior mirrors and programmable door locks are all standard and close at hand, but close doesn't matter with the extended-range remote keyless entry.

A chrome-plated short-throw shifter means all five speeds feel good. Want the SKY to shift for you? An electronically controlled five-speed automatic transmission is available.

In addition to the lockable glove box, there are seat cushion pockets, seatback pockets, a storage bin between the seatbacks and horizontal slots along both door sill plates to accommodate slimmer items. And being a modern roadster, the SKY is equipped with three stowable cupholders as well.

A security system triggers an audible alarm in case of forced entry, and a theft-deterrent feature immobilizes the engine unless the right key is used.

The six-speaker CD player is standard, but if you really enjoy music, two different 225-watt Monsoon® systems are available. One with a CD / MP3 player, and another with a six-disc in-dash CD / MP3 player. All three stereos feature an auxiliary input jack, and both Monsoon systems include a subwoofer for music you can feel as well as hear.

Available XM Satellite Radio¹ gives you the programming variety to customize your drive. You'll enjoy coast-to-coast reception for news, sports, talk, comedy, traffic, weather and commercial-free music channels, all presented with digital-quality sound.

OnStar² is standard, including a one-year subscription to the Safe & Sound Service Plan. OnStar can save lives by automatically sending for help if your air bags deploy, and it can save time by unlocking accidentally locked doors³.



¹Available only in the 48 contiguous United States. Service fees extra. Visit gm.xmradio.com for details.
²See inside back cover for important information about OnStar.

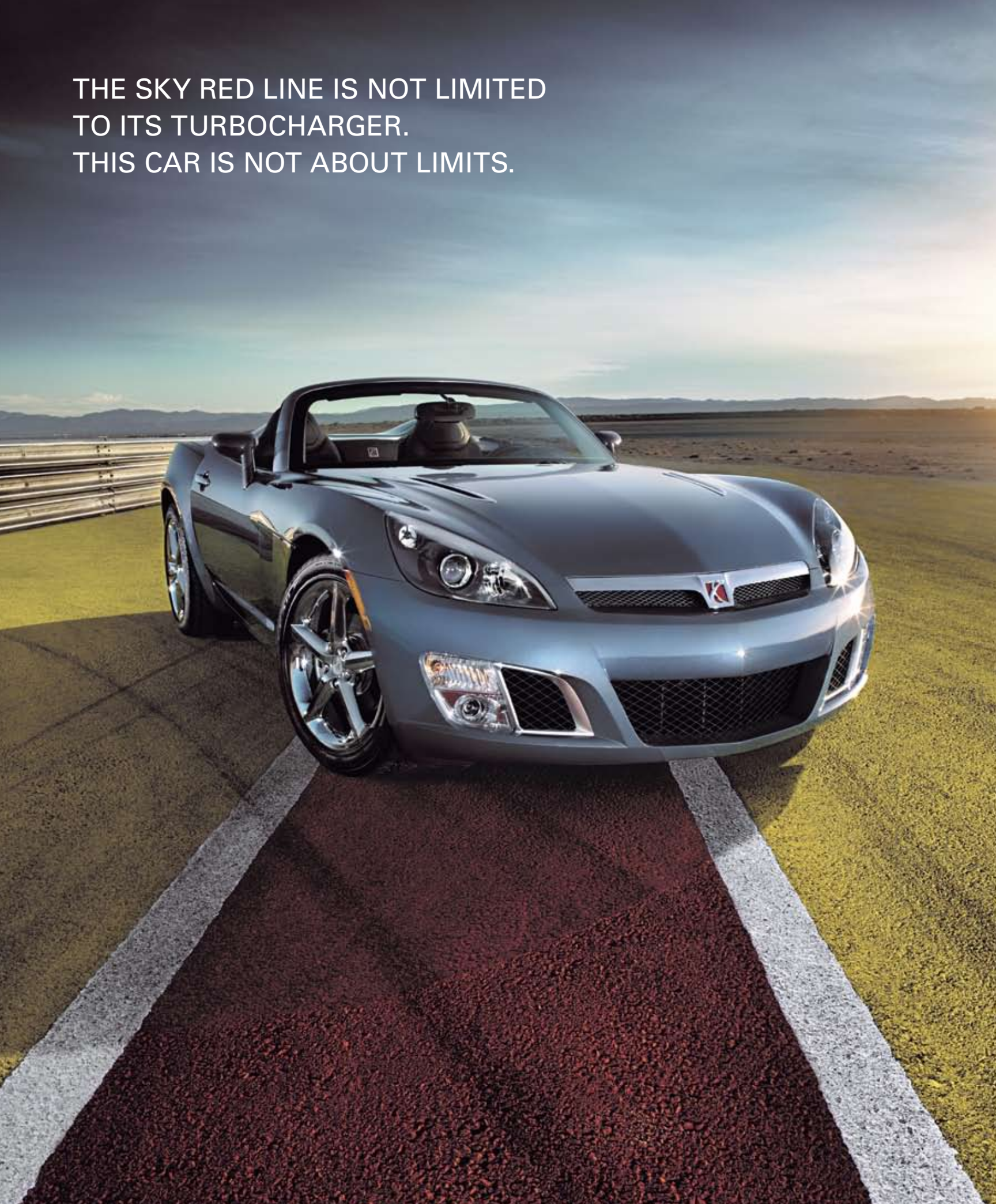
THE SKY RED LINE TURBO.

TURBOCHARGED UNDER THE HOOD, EMOTIONALLY CHARGED BEHIND THE WHEEL.

When you put 260 horsepower in a two-seater roadster, remarkable things happen. Accelerating from 0-60 in 5.5* for instance. In other words, this car is engineered to be a blast. And it's not just the speed, it's what you do with it. Here's what we did: After extensive trials in a variety of conditions, including testing at Germany's famed Nürburgring motorsports track, we engineered a performance-tuned suspension with larger stabilizer bars, stiffer springs and sport-specific shock tuning. For more control, we equipped the car with a limited slip differential and StabiliTrak with Traction Control as well as a selectable competitive mode. Working together, these suspension components make sure the SKY Red Line surpasses expectations even when the roads don't.



THE SKY RED LINE IS NOT LIMITED
TO ITS TURBOCHARGER.
THIS CAR IS NOT ABOUT LIMITS.



1



2

Do a walk-around and you'll see—this is more than a high-performance engine, it's a high-performance car. Those 18-inch flangeless, polished alloy wheels are wrapped in Goodyear Eagle GS-2 P245/45 performance tires. Set in from the foglamps and hidden behind the mesh, brake cooling vents channel a high-speed breeze directly to the front discs. 1) The Dual VVT 2.0-liter aluminum engine is turbocharged and intercooled, producing 260 ft. lbs. of torque. And many, many grins. 2) Stainless steel pedal covers, because those pedals will be used often. 3) The Driver Information Center includes the digital turbo-boost gauge, so you'll see the power as you feel it. 4) The Red Line badge embroidery featured on the available leather seat inserts serves as a reminder that this will be no ordinary ride.



3



4

EXTERIOR AND INTERIOR DIMENSIONS



95.1"

INTERIOR DIMENSIONS

Headroom	38.4"
Legroom	42.7"
Hip room	50.6"
Shoulder room	52.7"
Passenger vol.	50 cu. ft.



STEERING

Type	Hydraulic-assisted rack and pinion
Overall ratio	16.4:1
Lock/lock turns	2.7
Turning circle	34.9 ft.



50.1"

61.4"



60.7"



161.1"

71.4"

SKY

POWERTRAIN

Engine	2.4-liter, 16-valve, inline-4, Dual VVT intake / exhaust, cast aluminum block and cylinder head
Horsepower	177 @ 6,600 rpm
Torque (ft. lbs.)	166 @ 4,800 rpm
Bore and stroke / compression ratio	88 x 98 mm / 10.4:1
Transmission	5-speed manual with short-throw shifter Available electronically controlled 5-speed automatic

ACCELERATION

0-60 mph	7.2 seconds ¹
Quarter mile	15.7 seconds

WEIGHTS AND CAPACITIES

Curb weight (lbs.), manual / automatic	2,933 / 2,963
Cargo-area volume (cu. ft.), top up / stored	5.4 / 2.0
Fuel / capacity (approx. gal.)	Unleaded 87 octane (premium recommended) / 13.6

FUEL ECONOMY ESTIMATES (CITY / HWY MPG)²

Manual transmission	20 / 28
Automatic transmission	22 / 26

CHASSIS AND BODY

- 18-inch flangeless painted alloy wheels
- Available limited slip differential
- Bilstein coil-over monotube shocks
- Four-wheel anti-lock disc brakes (vented front: 11.7" rear: 10.9")
- Four-wheel independent short-long arm suspension
- Front and rear lightweight hollow stabilizer bars with ball-joint links
- Front-engine / rear-wheel drive, near 50 / 50 weight distribution
- Goodyear Eagle RS-A P245 / 45R18 96V performance all-season tires
- Hydroformed steel clamshell hood, inner doors and rear quarter-panels
- Lower-dominant, integral hydroformed tube and stamped steel body structure
- Stainless steel high-flow exhaust system with polished aluminum tip

COMFORT AND CONVENIENCE

- Air conditioning with electronic controls for precise adjustments
- Available CD / MP3 player, 225-watt Monsoon[®] system with auxiliary input jack
- Available Premium Trim Package includes leather seat inserts, leather-wrapped steering wheel with contrast stitching and audio controls, metallic-finish sill plates and stainless steel pedal covers
- Available six-disc, in-dash CD / MP3 player, 225-watt Monsoon[®] system with auxiliary input jack
- CD player with AM / FM stereo, six speakers and auxiliary input jack
- Power windows, exterior mirrors, programmable door locks and driver's seat height adjuster³
- Remote keyless entry with extended range
- Sound-insulated cloth convertible top with defroster-equipped glass rear window
- Steering wheel mounted cruise control and Driver Information Center buttons
- XM Satellite Radio with the programming variety to customize your drive⁴

SAFETY

- Automatic projector-beam halogen headlamps and daytime running lamps
- Dual-stage front air bags with Passenger Sensing System⁵
- OnStar[®] with one-year Safe & Sound Service Plan⁶
- Projector-beam halogen foglamps
- Security system and engine-immobilizing theft-deterrent feature
- Three-point safety belts with pretensioners and load-limiting retractors

SKY RED LINE

POWERTRAIN

Engine	2.0-liter, 16-valve, turbocharged, intercooled, direct injection, inline-4, Dual VVT intake / exhaust, cast aluminum block and cylinder head
Horsepower	260 @ 5,300 rpm
Torque (ft. lbs.)	260 @ 2,500-5,200 rpm
Bore and stroke / compression ratio	86 x 86 mm / 9.2:1
Transmission	5-speed manual with short-throw shifter Available electronically controlled 5-speed automatic

ACCELERATION

0-60 mph	5.5 seconds ¹
Quarter mile	13.9 seconds

WEIGHTS AND CAPACITIES

Curb weight (lbs.), manual / automatic	2,990 / 3,024
Cargo-area volume (cu. ft.), top up / stored	5.4 / 2.0
Fuel / capacity (approx. gal.)	Unleaded 87 octane (premium recommended) / 13.6

FUEL ECONOMY ESTIMATES (CITY / HWY MPG)²

Manual transmission	22 / 31
Automatic transmission	21 / 29

ADDITIONAL SKY RED LINE FEATURES

- 18-inch flangeless polished alloy wheels
- Available leather seat inserts
- Blackout headlamp bezels
- Digital turbo-boost gauge
- Floor mats featuring Red Line embroidery
- Front brake cooling vents
- Goodyear Eagle F1 GS-2 P245 / 45R18 96V performance tires
- Leather-wrapped steering wheel with cruise control, Driver Information Center and auxiliary audio controls
- Limited slip differential
- Performance-tuned suspension including larger stabilizer bars, stiffer springs and unique shock tuning
- Red Line gauge cluster graphics
- StabiliTrak with Traction Control and selectable competitive mode
- Stainless steel high-flow exhaust system with dual polished aluminum tips
- Stainless steel pedal covers and metallic sill plates
- Unique lower front grille and foglamp trim

WHEELS: SKY AND SKY RED LINE



18x8 Painted Alloy



18x8 Polished Alloy (Red Line)



18x8 Chrome Alloy (Optional)

¹Based on GM testing. ²EPA estimates. ³Not available at the start of production. ⁴Available only in the 48 contiguous United States. Service fees extra. Visit gm.xmradio.com for details. ⁵See inside back cover for important information about air bags, including a note about child safety. ⁶Call 1-888-4ONSTAR (1-888-466-7827), visit onstar.com and see inside back cover for system limitations and details.

EXTERIOR COLORS

To see the whole SKY in every color, visit saturn.com/sky.




COLOR GROUPS


For a closer look at your interior choices, see your Saturn retailer.

EXTERIOR PAINT	INTERIOR CLOTH/MATCHING TOP	AVAILABLE LEATHER/MATCHING TOP
Black Onyx	BLACK/BLACK	BLACK/BLACK, RED/BLACK, TAN/BLACK, TAN/TAN
Polar White	—	BLACK/BLACK, RED/BLACK, TAN/TAN
Silver Pearl	BLACK/BLACK	BLACK/BLACK, RED/BLACK
Silver Graphite	BLACK/BLACK	BLACK/BLACK, RED/BLACK
Midnight Blue	—	BLACK/BLACK, TAN/TAN
Bluestone	BLACK/BLACK	BLACK/BLACK, TAN/TAN
Forest Green	—	BLACK/BLACK, TAN/TAN
Chili Pepper Red	BLACK/BLACK	BLACK/BLACK, TAN/TAN
Sunburst Yellow	—	BLACK/BLACK

INTERIOR COLORS



CLOTH TOP COLORS



The premium cloth top is not only weatherproof, it's also insulated to reduce wind and road noise. When lowered, it stores securely out of sight underneath the rear deck lid, helping both your aerodynamics and silhouette stay slippery.

ACCESSORIES

To see the latest SKY accessories, visit saturn.com/sky or your Saturn retailer.



1) Keep mud and snow off your carpeting with a custom-fitted set of premium all-weather floor mats. 2) A custom-fitted tonneau cover protects your interior from the elements and conceals your valuables even when the top is down. 3) A deck lid luggage rack* increases your cargo options. 4) A five-spoke 18-inch wheel in gleaming cast chrome reflects extra style. 5) A custom-fitted cover keeps your SKY clean no matter where you park. 6) Splash guards help protect the sides of your SKY from mud, salt and other road debris. 7) A sports car gets even sportier with a rear spoiler. 8) A windscreen helps minimize wind noise and wind-blown hair. Also available but not shown: a high-performance airbox that increases air intake; a cat-back exhaust system* that streamlines airflow and delivers a throaty, aggressive note through the styled tip; and a high-performance suspension kit including front and rear stabilizer bars, bushings and sport-tuned Bilstein coil-over monotube shocks.

*Not available at start of production.



WHEN YOU GET A SATURN, YOU GET SATURN.

From the engineers who created your SKY to the Saturn team member who hands you the keys, all Saturn people consider customers the most important part of what they do. That's what you'll feel when you first visit a Saturn retailer, a place that's home to people who give you much more than a car. You'll get straightforward answers. You'll get a no-hassle experience and no-haggle prices. You'll get our Vehicle Exchange Program,* giving you 30 days to make sure you feel great about your car. And most reassuring of all, you'll get as much attention after you're a Saturn owner as you did when you first walked into the showroom.

*See inside back cover for details about Saturn's 30-day Vehicle Exchange Program.

IMPORTANT WORDS ABOUT THIS CATALOG

We have tried to make this catalog comprehensive and factual. We reserve the right, however, to make changes at any time, without notice, in prices, colors, materials, equipment, specifications, models and availability. Specifications, dimensions, measurements, ratings and other numbers in this catalog and other printed materials provided at the retailer or affixed to vehicles are approximates based upon design and engineering drawings and prototypes and laboratory tests. Your vehicle may differ due to variations in manufacture and equipment. Because some information may have been updated since the time of printing, please check with your Saturn retailer for complete details. Saturn reserves the right to lengthen or shorten the model year for any product for any reason, or to start and end model years at different times.

A NOTE ABOUT AIR BAGS AND CHILD SAFETY

Always use safety belts and the correct child restraint for your child's age and size. Even in vehicles equipped with air bags and the Passenger Sensing System, children are safer when properly secured in a rear seat. Never place a rear-facing infant restraint in the front seat of any vehicle equipped with an active air bag. Air bag inflation can cause severe injury or death to anyone too close to the bag when it deploys. Be sure every occupant is properly restrained. See your vehicle Owner's Handbook and child-safety seat instructions for more information.

ONSTAR INFORMATION

OnStar services require vehicle electrical system (including battery), wireless service and GPS satellite signals to be available and operating for features to function properly. OnStar acts as a link to existing emergency service providers. Subscription Service Agreement required. Call 1-888-4ONSTAR (1-888-466-7827) or visit onstar.com for OnStar's Terms and Conditions, Privacy Policy, and system limitations and details.

SATURN'S VEHICLE EXCHANGE PROGRAM

Within the first 30 days or 1,500 miles of delivery, whichever comes first, the original purchaser may exchange his or her Saturn vehicle if not completely satisfied. In the event that an owner returns his or her vehicle, he or she will exchange it for another 2007 Saturn vehicle. See retailer for limitations and restrictions. All the same factory-supported initiatives will be included on the exchange vehicle that were on the original vehicle. The vehicle must be returned in the condition in which it was delivered, without damage or excessive wear and tear. If non-warranty repairs equal to or greater than \$300 have been performed or are necessary, the vehicle is not eligible to be returned; if less than \$300, the damage must be repaired or the estimate deducted from the credit toward the exchange vehicle.

NEW VEHICLE LIMITED WARRANTY

This warranty is for GM vehicles registered in the U.S. See your Saturn retailer for terms and conditions. Covered for 3 years/36,000 miles (whichever comes first): the complete vehicle, tires, towing to your nearest Saturn retailer, cosmetic corrosion resulting from defects, repairs made to correct any vehicle defect, with no charge for most warranty repairs. Covered for 6 years/100,000 miles (whichever comes first): rust-through corrosion.

POWERTRAIN LIMITED WARRANTY

This fully transferable warranty is for GM vehicles registered in the U.S. See your Saturn retailer for terms and conditions. Covered for 5 years/100,000 miles (whichever comes first): most engine, transmission, transfer case and axle assemblies.

ROADSIDE ASSISTANCE

For 5 years/100,000 miles (whichever comes first): 24-Hour Roadside Assistance that includes fuel delivery, lockout, flat tire repair, jump start and certain emergency towing services. This fully transferable service is for GM vehicles registered in the U.S. See your Saturn retailer for terms and conditions.

COURTESY TRANSPORTATION

For 5 years/100,000 miles (whichever comes first): ask your Saturn retailer for Courtesy Transportation if you leave your vehicle for warranty repairs. You may qualify for expense reimbursement and/or transportation options. Services vary by retailer.

CORROSION PROTECTION

Saturn vehicles are designed and built to resist corrosion. All body and sheet metal components are warranted against rust-through corrosion for 6 years/100,000 miles, whichever comes first. Application of additional rust-inhibiting materials is not required under the corrosion coverage and none is recommended. See your Saturn retailer for terms of this limited warranty.

AN IMPORTANT NOTE ABOUT ALTERATIONS AND WARRANTIES

Installations or alterations to the original equipment vehicle (or chassis) as distributed by GM are not covered by the GM New Vehicle Limited Warranty. The special body company, assembler, equipment installer or upfitter is solely responsible for warranties on the body or equipment and any alterations (or any effect of the alterations) to any of the parts, components, systems or assemblies installed by GM. GM is not responsible for the safety or quality of design features, materials or workmanship of any alterations by such suppliers.

ASSEMBLY

Saturn vehicles and their components are assembled or produced by different operating units of GM, its subsidiaries or suppliers to GM worldwide. We sometimes find it necessary to produce Saturn vehicles with different or differently sourced components than originally scheduled. Because some options may be unavailable when your vehicle is assembled, we suggest you verify that your vehicle includes the equipment you ordered or, if there are changes, that they are acceptable to you.

ENGINES

Saturn products are equipped with engines produced by GM Powertrain or other suppliers to GM worldwide. The engines in Saturn products may also be used in other GM makes and models.

UPDATED SERVICE INFORMATION

Saturn retailers receive useful service bulletins about Saturn products. See your retailer for more information.

GM MOBILITY

GM Mobility assists people with unique transportation needs by offering a variety of resources, including aftermarket adaptive equipment. Speak to a knowledgeable Assistance Center representative at 1-800-323-9935 (TTY users: 1-800-833-9935) or visit gmmobility.com for more information.

©2006 Saturn Corporation. Saturn and its logo are registered trademarks of Saturn Corporation. SKY is a registered trademark of Saturn Corporation. SKY07MY30



Like always. Like never before.

There is a way to recapture the world's imagination. To make pulses rise and heads turn. To make innovation as basic as breathing, and design more thoughtful. There is a way to stay the same in one way, and evolve in another. To replace hassle and haggle with learn and listen. To shake hands. To look people in the eye. There is a way to treat people like always. There is a way to make cars like never before.

