



# TACOMA

2011



# YOU DON'T BUILD A TRUCK LIKE THIS TO HAUL FERTILIZER.



4x4 Access Cab V6 shown in Magnetic Gray Metallic with available TRD Off-Road Package, accessory front skid plate and tube steps.

Take a backbone forged from massive one-piece frame rails, eight equally strong cross members and a fully boxed front sub-frame. Bolt on a body and a Sheet-Molded Composite (SMC) bed built for abuse and supported by a leaf spring suspension with staggered outboard-mounted gas shocks. Offer additional tough stuff like the available TRD Off-Road Package<sup>1</sup> with Bilstein® shocks, 16-inch alloy wheels with P265/70R16 BFGoodrich® tires, Hill Start Assist Control (HAC),<sup>2,3</sup> Downhill Assist Control (DAC)<sup>2,3</sup> and electronically locking rear differential. Now put it all to work with a choice of 4-cylinder or V6 engines that use Variable Valve Timing with intelligence (VVT-i) to pump maximum power from minimal fuel. You don't equip a truck with all this if the worst it's going to see are speed bumps and shopping carts. You assume it's going to be put to the test in the kinds of go-for-broke gathering spots where the roads look like the surface of Mars, and everything in your path is an obstacle of sand, mud or snow that you'll need to out hustle, out muscle and outsmart. The 2011 Toyota Tacoma. Moving Forward.

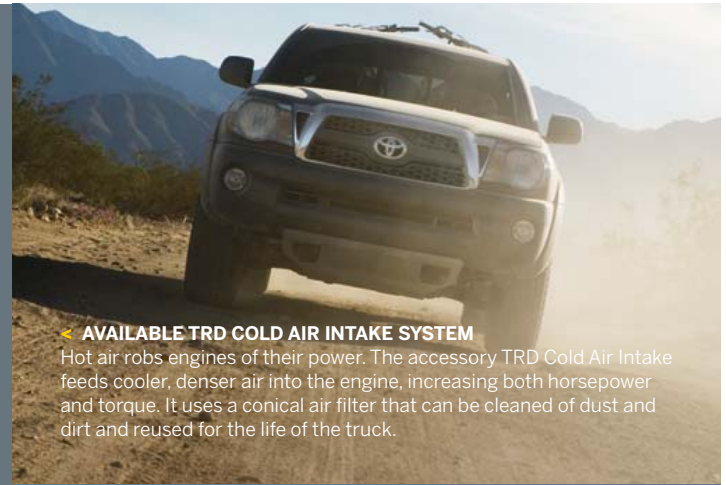
<sup>1</sup>V6 only. <sup>2</sup>See footnote 9 in Disclaimers section. <sup>3</sup>4x4 and AT only.

## MORE MUSCLE. LESS MASS.

Pop the hood of a Tacoma and you'll see a powertrain that's mean yet lean. Whether you choose the 2.7-liter DOHC 16-valve 4-cylinder with VVT-i, or the available 4.0-liter DOHC 24-valve V6 with VVT-i, you'll get a highly efficient engine that has the key characteristic of a strong motor: the torque needed to push you back into your seat. The 159-hp 4-cylinder churns out its peak torque of 180 lb.-ft. at 3800 rpm, while the 236-hp V6 hits a plateau of 266 lb.-ft. at 4000 rpm. And whether you go manual or automatic, Tacoma gives you a transmission with the guts to make the most of every gear.



4x4 Double Cab shown in Barcelona Red Metallic with available TRD Off-Road Package, accessory front skid plate and tube steps.



**< AVAILABLE TRD COLD AIR INTAKE SYSTEM**

Hot air robs engines of their power. The accessory TRD Cold Air Intake feeds cooler, denser air into the engine, increasing both horsepower and torque. It uses a conical air filter that can be cleaned of dust and dirt and reused for the life of the truck.

**1 BUILT TO BEAT THE HEAT**

Available Bilstein® shocks know how to keep their cool for consistent performance under pressure. Same goes for the ventilated front disc brakes.

**2 POWERFUL AND STRONG**

The design of Tacoma's available V6 engine puts the spark plugs in the center of the combustion chamber. This pentroof combustion creates a cleaner, more efficient burn and increases both performance and efficiency.

**3 IT'S GOT BACKBONE**

A truck's frame is its source of strength. Tacoma is built on a rugged frame strengthened with 8-in. cross members, beefed-up center side rails, and rear inner-channel reinforcements.



**1 AVAILABLE BILSTEIN® SHOCKS AND VENTILATED DISCS**



**2 AVAILABLE V6 ENGINE WITH PENTROOF COMBUSTION**



**3 RIGID FRAME CONSTRUCTION**



4x4 Double Cab shown in Barcelona Red Metallic with available TRD Off-Road Package, accessory front skid plate and tube steps.

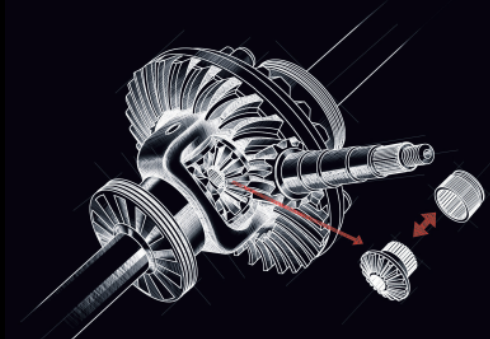


# TO THOSE EATING YOUR DUST: SAVE ROOM FOR DESSERT.

Choose your 2011 Toyota Tacoma with available 4-Wheel Drive (4WD) and you know what's going to happen: The dirt is going to fly. With its 2-speed electronically controlled transfer case sending power to each wheel automatically on an as-needed basis, the 4WD system delivers serious grip to the available P265/70R16 BFGoodrich® tires. And the available electronically controlled locking rear differential<sup>1</sup> lets you take on the trickiest low-traction scenarios with confidence. It's an off-road experience you'll savor. Unlike those behind you.

4x4 Access Cab V6 shown in Magnetic Gray Metallic with available TRD Off-Road Package, accessory bed extender and tube steps.

## AVAILABLE ELECTRONICALLY CONTROLLED LOCKING REAR DIFFERENTIAL<sup>1</sup>



### MASTER OF CONTROL

Say you're knee-deep in sand. Wouldn't some extra traction come in real handy? Tacoma's available electronically controlled locking rear differential<sup>1</sup> sends the flow of power distribution evenly to both rear wheels. The result? In super-slippery, low-traction conditions, you'll get more grip and less slip.

### HOW IT WORKS

A steel sleeve actuator locks the slide gear to the ring gear, locking the rear axles. Once locked, the rear axle can apply all its traction to getting the truck moving in the right direction.

## ANTI-LOCK BRAKE SYSTEM WITH ELECTRONIC BRAKE-FORCE DISTRIBUTION



### STOPPING POWER, INTELLIGENTLY APPLIED

Tacoma comes standard with an Anti-lock Brake System (ABS) with Electronic Brake-force Distribution (EBD) and Brake Assist (BA)<sup>2</sup>. It's technology that helps ensure braking effectiveness by determining how much brake force should be distributed between the front and rear axles, depending on surface conditions and whether or not a "panic" braking situation exists. It's part of the Star Safety System™ that comes standard on every 2011 Tacoma.

<sup>1</sup>V6 only. <sup>2</sup>See footnote 14 in Disclaimers section.

# RUGGED OUTSIDE. REFINED INSIDE.

Underneath, Tacoma's built to take abuse. Inside, it's all about taking it easy. Slide into the driver's seat and adjust the tilt/telescopic steering wheel. Adjust the available driver's-seat lumbar support. Hooking up a trailer? Tacoma can turn that task from a burden to a breeze, thanks to an available backup camera<sup>1</sup> that displays in the rearview mirror what the tailgate-mounted camera sees. And Tacoma knows how much you enjoy your music. So it comes standard with an auxiliary audio jack for your MP3 player, and there's available XM<sup>®</sup> Radio<sup>2</sup> and an available JBL<sup>®</sup> audio system<sup>3</sup> with a rear subwoofer for deep, rich bass.

<sup>1</sup>See footnote 7 in Disclaimers section. <sup>2</sup>See footnote 6 in Disclaimers section. <sup>3</sup>Double Cab only.



Double Cab interior shown in Sand Beige with available SR5 Package and JBL<sup>®</sup> audio.



1 AUXILIARY AUDIO JACK



2 AVAILABLE ACCESS CAB SUBWOOFER



3 SHEET-MOLDED COMPOSITE (SMC) BED

**1 GET READY TO PLUG IN**

Every one of Tacoma's available audio systems allows you to plug in your iPod®1 or other compatible digital music player and enjoy MP3/WMA playback capability.

**2 NOW HEAR THIS**

Access Cab features an available subwoofer mounted between the rear seats, adding extra oomph to the audio.

**3 EXTRA STRENGTH**

The fiber-reinforced Sheet-Molded Composite (SMC) material in the bed of the Tacoma isn't a bedliner, it's the bed itself. And it's not just there to look pretty. This rugged material actually provides better impact strength than steel.

**4 EASY ACCESS TO STORAGE**

Double Cab features rear seats that fold up or fold down to reveal storage areas ideal for stashing stuff out of sight, but within easy reach.

**5 EXTRA STORAGE**

Use Tacoma's available Deck Rail System in conjunction with its available accessory cargo divider to help keep bulky items you haul around in the back of your truck securely in place. And adjustable cleats add even more versatility.

4 DOUBLE CAB FOLD-DOWN REAR SEATBACK



5 ACCESSORY CARGO DIVIDER



AVAILABLE IN-MIRROR INTEGRATED BACKUP CAMERA\*2



iPod® accessory is not included. iPod® is a registered trademark of Apple, Inc. All rights reserved. \*See footnote 7 in Disclaimers section.



Cargo and load capacity limited by weight and distribution.



Photo not intended to replicate actual inflated airbags.

## **ADVENTUROUS. BUT NOT FOOLHARDY.**


All Tacoma models feature the Toyota Star Safety System,<sup>TM</sup> a suite of safety technologies that includes Vehicle Stability Control (VSC)<sup>1</sup>, Traction Control (TRAC) to help prevent traction loss while cornering, Anti-lock Brake System (ABS) with Electronic Brake-force Distribution (EBD), Brake Assist (BA)<sup>2</sup> and Smart Stop Technology (SST).<sup>3</sup> Smart Stop is designed to reduce engine power to help bring the vehicle to a stop when both brake and accelerator pedals are pressed at the same time and under certain conditions. Also standard on every Tacoma: driver and front passenger airbags,<sup>4</sup> front and rear side curtain airbags,<sup>4</sup> and side-impact door beams in all doors.

<sup>1</sup>See footnote 8 in Disclaimers section. <sup>2</sup>See footnote 14 in Disclaimers section. <sup>3</sup>See footnote 15 in Disclaimers section. <sup>4</sup>See footnote 16 in Disclaimers section.



Regular Cab interior shown in Graphite with available bucket seats.





4x2 Access Cab shown in Magnetic Gray Metallic with available TRD Off-Road Package, AM/FM CD audio system with subwoofer and accessory bed extender.

4x2 Double Cab shown in Barcelona Red Metallic with available SR5 Package, accessory cargo divider and V6 Tow Package.<sup>1</sup>

Cargo and load capacity limited by weight and distribution. <sup>1</sup>See footnote 4 in Disclaimers section.

# GET EXACTLY THE TRUCK YOU WANT.

When you've been making rugged and capable trucks as long as Toyota has, you know the kinds of things truck buyers want. Many of Tacoma's innovative features, like our integrated Deck Rail System, come standard. You can choose others from the long list of available Genuine Toyota Accessories.

1 STANDARD DECK RAIL SYSTEM



2 & 3 ACCESSORY FRONT SKID PLATE AND TUBE STEPS



## 1 STRAP IT

Tacoma's Sheet-Molded Composite (SMC) bed features a standard Deck Rail System with four adjustable tie-down cleats to help ensure your gear stays put.

## 2 PROTECT IT

The front underside of your Tacoma is home to some pretty important components. Help to protect them with this available accessory front skid plate.

## 3 STEP ON IT

Dress your Tacoma with a pair of our Genuine Toyota Accessory tube steps and you're dressed for success.

4 AVAILABLE BACKUP CAMERA<sup>1</sup>



## 4 AVAILABLE BACKUP CAMERA<sup>1</sup>

It's always nice to have an extra set of eyes on things when you're hooking up your trailer. That's why there's an available backup camera. Mounted in the tailgate handle, it uses its rear-facing vantage point to capture an image of what the camera sees behind the truck, and displays it within a window integrated into the truck's rearview mirror.



<sup>1</sup>See footnote 7 in Disclaimers section.



4x2 Double Cab shown in Timberland Mica with available SR5 Package

1 AVAILABLE 115V/400-WATT POWER OUTLET

2 IN-BED STORAGE SYSTEM



3 ACCESSORY BED EXTENDER

**1 POWER IT**


Mounted in the bed of Tacomas with the available TRD Off-Road or Sport Packages, this 115-volt outlet enables you to pull power when and where you need it. Even when you're miles from civilization.

**2 STASH IT**

While there's plenty of storage inside Tacoma, this in-bed storage compartment comes in handy for stashing the messier stuff like rags, spray lube and the like.

**3 EXTEND IT**

Hard to believe Tacoma could be made to work any harder than it already does. But the available accessory bed extender does just that, letting you use the extra space when the tailgate is lowered.



# MODELS



## REGULAR CAB: 4x2/4x4

**Standard** 2.7-liter DOHC 16-valve 4-cylinder engine with VVT-i  
159 hp @ 5200 rpm, 180 lb.-ft. @ 3800 rpm

**Standard** 5-speed manual transmission  
15-in. steel wheels with P215/70R15 tires  
16-in. styled steel wheels with P245/75R16 tires (4x4)

## ACCESS CAB: 4x2 & PreRunner/4x4

**Standard** 2.7-liter DOHC 16-valve 4-cylinder engine with VVT-i  
159 hp @ 5200 rpm, 180 lb.-ft. @ 3800 rpm

**Standard** 5-speed manual transmission  
15-in. styled steel wheels with P215/70R15 tires

**Available** 4.0-liter DOHC 24-valve V6 engine with VVT-i  
236 hp @ 5200 rpm, 266 lb.-ft. @ 4000 rpm

## 4x2/PRERUNNER DOUBLE CAB SHORT BED

**Standard** 2.7-liter DOHC 16-valve 4-cylinder engine with VVT-i  
159 hp @ 5200 rpm, 180 lb.-ft. @ 3800 rpm

**Standard** 4-speed Electronically Controlled automatic  
Transmission with intelligence (ECT-i)  
15-in. styled steel wheels with P215/70R15 tires

## PRERUNNER/4x4 DOUBLE CAB LONG AND SHORT BED

**Standard** 4.0-liter DOHC 24-valve V6 engine with VVT-i  
236 hp @ 5200 rpm, 266 lb.-ft. @ 4000 rpm

**Standard** 5-speed Electronically Controlled automatic Transmission  
with intelligence (ECT-i)  
16-in. styled steel wheels with P245/75R16 tires

**Available** 6-speed manual transmission



### 15-in. STYLED STEEL WHEEL

with P215/70R15 tires  
(Standard on 4x2 Regular Cab,  
4x2 Access Cab and  
4x2 Double Cab)



### 16-in. ALLOY WHEEL

with P245/75R16 tires  
(Available as part of package<sup>1</sup>  
on Access Cab/Double Cab  
PreRunner/4x4 models only)



### 18-in. ALLOY WHEEL

with P255/45R18 Bridgestone  
Potenza RE 050A tires<sup>3</sup>  
(Available on Access Cab  
X-Runner models only)



### 16-in. STYLED STEEL WHEEL

with P245/75R16 tires  
(Standard on all PreRunner/  
4x4 models only)



### 17-in. ALLOY WHEEL

with P265/65R17 tires  
(Available as part of package<sup>2</sup>  
on Access Cab/Double Cab  
PreRunner/4x4 models only)

# PACKAGES

**V6 Tow Package:**<sup>4</sup> Class-4 hitch, transmission and supplemental oil coolers (transmission cooler not available on manual transmission models), 130A alternator, heavy-duty battery, 7-pin connector with converter

**JBL® Audio System:** Double Cab models equipped with SR5, TRD Off-Road or Sport Packages also available with JBL® audio which includes AM/FM CD with 6-disc in-dash CD changer, MP3/WMA playback capability, six speakers and subwoofer, auxiliary audio jack, leather-wrapped steering wheel with audio and *Bluetooth*<sup>®5</sup> controls, *Bluetooth*<sup>®5</sup> and XM<sup>®</sup> Radio<sup>®</sup> (includes 90-day trial subscription) (Double Cab models only)

**Access Cab Convenience Package:** Power mirrors, remote keyless entry system, cruise control, sliding rear window with privacy glass, steering wheel audio controls

**Double Cab Convenience Extra Value Package:** Remote keyless entry system, cruise control, sliding rear window with privacy glass, steering wheel audio controls

**SR5 Extra Value Package:** Power outside mirrors (Access Cab models only), remote keyless entry system, cruise control, variable-speed wipers, chrome grille surround and rear bumper, color-keyed front bumper and overfenders, fog lamps (V6 models only), sliding rear window with privacy glass, bucket seats with driver's lumbar support, SR5 fabric trim, metallic-tone instrument panel trim, leather-wrapped steering wheel with audio controls and leather-wrapped shifter (AT models only), dual sun visors with mirrors and extenders, tailgate-handle integrated backup camera<sup>7</sup> linked with an auto-dimming rearview mirror with monitor,<sup>7</sup> SR5 badge

**TRD Off-Road Extra Value Package:** Off-road-tuned suspension with Bilstein® shocks, electronically controlled locking rear differential, 16-in. alloy wheels with P265/70R16 BFGoodrich® tires, VSC<sup>3</sup> + Active Traction Control (A-TRAC) in place of standard VSC<sup>3</sup> + TRAC (4x4 models only) with Hill Start Assist Control (HAC)<sup>9</sup> and Downhill Assist Control (DAC)<sup>9</sup> (HAC and DAC available on 4x4 automatic transmission models only), engine skid plate, front tow hook, 115V/400W deck powerpoint, fog lamps, power outside mirrors (Access Cab models only), remote keyless entry system, cruise control, variable-speed wipers, overhead console with compass and temperature gauge, chrome grille surround and rear bumper, color-keyed front bumper and overfenders, smoked headlamp trim, sliding rear window with privacy glass, Sport seats with driver's lumbar support and Sport fabric trim in place of standard bucket seats (passenger-side fold-flat feature delete), metallic-tone instrument panel trim, leather-wrapped steering wheel with audio controls and leather-wrapped shifter (AT models only), dual sun visors with mirrors and extenders, tailgate-handle integrated backup camera<sup>7</sup> linked with an auto-dimming rearview mirror with monitor,<sup>7</sup> TRD Off-Road graphics

**TRD Sport Extra Value Package:** Sport suspension with Bilstein® shocks, 17-in. alloy wheels with P265/65R17 tires, hood scoop, color-keyed grille surround/bumpers/power outside mirrors (Access Cab models only)/door handles/overfenders, smoked headlamp trim, sliding rear window with privacy glass, 115V/400W deck powerpoint, fog lamps, remote keyless entry, cruise control, variable-speed wipers, overhead console with compass and temperature gauge, Sport seats with driver's lumbar support and Sport fabric trim in place of standard bucket seats (passenger-side fold-flat feature delete), metallic-tone instrument panel trim, leather-wrapped steering wheel with audio controls and shifter (AT models only), dual sun visors with mirrors and extenders, tailgate-handle integrated backup camera<sup>7</sup> linked with an auto-dimming rearview mirror with monitor,<sup>7</sup> TRD Sport graphics



**Convenience Package**



**SR5 Package**



**TRD Off-Road Package**



**TRD Sport Package**



## TACOMA T|X and T|X PRO<sup>10</sup>

Take your Tacoma V6 Access or Double Cab to the extreme with our new value-packaged Tacoma T|X and T|X Pro. The T|X setup starts with the rugged TRD Off-Road Package and includes sharp 16-in. TRD beadlock wheels with BFGoodrich® Rugged Trail tires, a stainless steel exhaust tip and black tube steps.

The T|X Pro setup offers the same wheels, tires and off-road package as the T|X, except the exhaust tip and tube steps are replaced by the full TRD performance exhaust kit and the body is emblazoned with unique side graphics.

S = Standard O = Optional - = Not available P = Available as part of a package

## FEATURES<sup>11</sup>

	REGULAR CAB		ACCESS CAB			DOUBLE CAB	
	4x2	4x4	4x2	PRERUNNER/ 4x4	X-RUNNER	4x2	PRERUNNER/ 4x4
Fiber-reinforced Sheet-Molded Composite (SMC) inner bed with steel outer panels, storage compartments, rail caps and removable tailgate	S	S	S	S	S	S	S
Deck Rail System with four adjustable tie-down cleats	S	S	S	S	S	S	S
115V/400W deck-mounted power outlet (V6 only)	-	-	-	P	S	-	P
Dual rear-hinged access doors	-	-	S	S	S	-	-
Argent grille insert/surround, black door handles, mirrors and front and rear bumpers	S	S	S	S	-	S	S
Black overfenders	-	S	-	S	-	S	S
Front skid plate	-	S	-	S	-	-	S
Engine skid plate	-	S	-	P	-	-	P
Fog lamps (V6 only)	-	-	-	P	S	-	P
Power outside mirrors	-	-	P	P	S	S	S
Color-keyed hood scoop	-	-	-	P	S	-	P
Color-keyed front bumper, overfenders and chrome rear bumper	-	-	P	P	-	P	P
Front and rear mudguards	-	S	-	S	-	-	S
Rear mudguards only	S	-	S	-	-	S	-
Color-keyed bumpers, overfenders, grille surround and door handles	-	-	-	P	-	-	P
Color-keyed bumpers, overfenders, grille insert/surround, door handles, power mirrors and body kit	-	-	-	-	S	-	-
X-brace-tuned suspension with gas-filled Bilstein® shock absorbers and rear stabilizer bar	-	-	-	-	S	-	-
Two-speed windshield wipers	S	S	S	S	S	S	S
Variable-speed windshield wipers	-	-	P	P	S	P	P
Sliding rear window	O	O	-	-	-	-	-
Sliding rear window with privacy glass	-	-	P	P	S	P	P
Two fixed cargo bed tie-down points	S	S	S	S	S	S	S
15-in. styled steel wheels with P215/70R15 tires	S	-	S	-	-	S	-
16-in. styled steel wheels with P245/75R16 tires	-	S	-	S	-	-	S
16-in. alloy wheels with P245/75R16 tires	-	-	-	O	-	-	O
16-in. alloy wheels with P265/70R16 tires (V6 only)	-	-	-	O	-	-	O
17-in. alloy wheels with P265/65R17 tires (V6 only)	-	-	-	O	-	-	O
18-in. alloy wheels with P255/45R18 Bridgestone Potenza RE 050A tires	-	-	-	-	S	-	-
Full-size spare tire	S	S	S	S	S	S	S
<b>INTERIOR</b>							
Air conditioning	S	S	S	S	S	S	S
Cruise control	-	-	P	P	S	P	P
Cloth-faced tilt-forward bench seat with adjustable headrests	S	S <sup>12</sup>	-	-	-	-	-
Fabric-trimmed front bucket seats with passenger-side fold-flat seat, adjustable headrests and center console	-	S <sup>13</sup>	S	S	-	S	S
Driver's seat with adjustable lumbar support	-	-	P	P	-	S	S
Sport seats with Sport fabric trim and driver's-seat adjustable lumbar support (passenger-side fold-flat feature delete) (V6 only)	-	-	-	P	S	P	P
Fold-up rear seats with under-seat storage	-	-	S	S	S	-	-
60/40 split rear bench seat with adjustable headrests and under-seat storage	-	-	-	-	-	S	S
Rear bulkhead storage	-	-	-	-	-	S	S
Overhead console with maplamps, garage door opener bin and sunglasses holder	-	-	S	S	S	S	S
Full carpeting	S	S	S	S	S	S	S
Power windows and door locks	-	-	S	S	S	S	S
Remote keyless entry system	-	-	P	P	S	P	P
Leather-wrapped steering wheel and shift lever	-	-	P	P	S	P	P
LED-illuminated gauges with speedometer, tachometer, coolant temperature gauge, fuel gauge, digital clock and tripmeter	S	S	S	S	S	S	S
Tailgate-handle integrated backup camera <sup>7</sup> linked with an auto-dimming rearview mirror with monitor <sup>7</sup>	-	-	P	P	S	P	P
Tilt/telescopic steering wheel	S	S	S	S	S	S	S
AM/FM CD with MP3/WMA playback capability, six speakers (including two ceiling-mounted speakers on Access Cab, four speakers on Regular Cab) and auxiliary audio jack	S	S	S	S	-	S	S
AM/FM CD with MP3/WMA playback capability, seven speakers including two ceiling-mounted speakers and subwoofer, and auxiliary audio jack	-	-	O	O	S	-	-
AM/FM CD with 6-disc in-dash CD changer, MP3/WMA playback capability, seven speakers including two ceiling-mounted speakers and subwoofer, auxiliary audio jack and XM® Radio <sup>6</sup> (includes 90-day trial subscription)	-	-	O	O	O	-	-
AM/FM CD with 6-disc in-dash CD changer, MP3/WMA playback capability, six speakers, auxiliary audio jack and XM® Radio <sup>6</sup> (includes 90-day trial subscription)	-	-	-	-	-	O	O
JBL® audio with AM/FM CD with 6-disc in-dash CD changer, MP3/WMA playback capability, six speakers and subwoofer, auxiliary audio jack, Bluetooth <sup>®5</sup> and XM® Radio <sup>6</sup> (includes 90-day trial subscription) (V6 only)	-	-	-	-	-	-	O
Rear-seat heater vents	-	-	-	-	-	S	S

See numbered footnotes in Disclaimers section.

S = Standard O = Optional - = Not available P = Available as part of a package

**FEATURES** (continued)

	REGULAR CAB		ACCESS CAB			DOUBLE CAB	
	4x2	4x4	4x2	PRERUNNER/ 4x4	X-RUNNER	4x2	PRERUNNER/ 4x4
<b>INTERIOR</b>							
Dual 12V auxiliary power outlets (one, plus cigarette lighter)	S	S	S	S	S	S	S
Sun visors with passenger-side vanity mirror	S	S	S	S	S	S	S
Fabric-trimmed sun visors with sliding extensions and vanity mirror	-	-	P	P	S	P	O
Sculpted door trim with two bottle holders	S	S	S	S	S	S	S
Three front cup holders (two on Regular Cab with bench seat)	S	S	S	S	S	S	S
Dual rear cup holders	-	-	S	S	S	S	S
<b>SAFETY AND CONVENIENCE</b>							
<b>STAR SAFETY SYSTEM</b> ™ Star Safety System™ – includes Vehicle Stability Control (VSC), <sup>8</sup> Traction Control (TRAC), Anti-lock Brake System (ABS), Electronic Brake-force Distribution (EBD), Brake Assist (BA) <sup>14</sup> and Smart Stop Technology (SST) <sup>15</sup>	S	S	S	S	S	S	S
Driver and front passenger airbags with Advanced Airbag System <sup>16</sup>	S	S	S	S	S	S	S
Front passenger airbag cutoff switch <sup>17</sup>	-	-	S	S	S	-	-
Driver and front passenger seat-mounted side airbags, front and rear side curtain airbags <sup>16</sup>	S	S	S	S	S	S	S
Driver and front passenger active headrests <sup>18</sup>	-	-	S	S	S	S	S
3-point seatbelts for all seating positions; driver-side Emergency Locking Retractor (ELR) and Automatic/Emergency Locking Retractor (ALR/ELR) on all passenger belts	S	S	S	S	S	S	S
Side-impact door beams in all doors	S	S	S	S	S	S	S
LATCH (Lower Anchors and Tethers for CHildren) includes lower anchors for front passenger seat on Regular Cab 4x4 Automatic and Access Cab, and rear outboard seats on Double Cab	-	S	S	S	S	S	S
LATCH (Lower Anchors and Tethers for CHildren) includes top tether anchor for passenger and center front seat on Regular Cab with bench seat, front passenger seat on Regular Cab 4x4 Automatic and Access Cab, and all rear seating positions on Double Cab	S	S	S	S	S	S	S
Child-protector rear door locks	-	-	-	-	-	S	S
Power window lockout	-	-	-	-	-	S	S
Daytime Running Lights (DRL)	O	O	O	O	O	O	O
Engine immobilizer (V6 only) <sup>19</sup>	-	-	-	S	S	-	S
Tire Pressure Monitor System (TPMS) <sup>20</sup>	S	S	S	S	S	S	S

**SPECIFICATIONS**

**MECHANICAL/PERFORMANCE**

<b>ENGINE</b>							
2.7L DOHC 16-Valve 4-Cylinder with VVT-i, 159 hp @ 5200 rpm, 180 lb.-ft. @ 3800 rpm	S	S	S	O	-	S	S
4.0L DOHC 24-Valve V6 with VVT-i, 236 hp @ 5200 rpm, 266 lb.-ft. @ 4000 rpm	-	-	-	O	S	-	S
Emissions Rating: Low Emission Vehicle (LEV-II)	S	S	S	S	S	S	S
<b>TRANSMISSION</b>							
5-speed manual transmission	S	S	S	S	-	-	-
6-speed manual transmission (V6 only)	-	-	-	O	S	-	O
4-speed Electronically Controlled automatic Transmission with intelligence (ECT-i)	O	O	O	O	-	S	S
5-speed Electronically Controlled automatic Transmission with intelligence (ECT-i) (V6 only)	-	-	-	O	-	-	O
Clutch start-cancel switch (MT only)	-	S	-	S	-	-	S
4WDemand: part-time 4-Wheel Drive system with 2-speed electronically controlled transfer case	-	S	-	S	-	-	S
Automatic Limited-Slip Differential (Auto LSD)	S	S	S	S	S	S	S
Electronically controlled locking rear differential (V6 only)	-	-	-	P	-	-	P
Hill Start Assist Control (HAC) <sup>9</sup> and Downhill Assist Control (DAC) <sup>9</sup> (4x4 and AT only)	-	-	-	P	-	-	P
Active Traction Control (A-TRAC) (4x4 only)	-	-	-	P	-	-	P
Final axle ratio – MT (4-cylinder)	3.31	4.10	3.31	-/4.10	-	-	-/-
Final axle ratio – AT (4-cylinder)	3.58	4.10	3.58	3.58/4.10	-	3.58	3.58/-
Final axle ratio – MT (V6)	-	-	-	-/3.73	3.15	-	-/3.73
Final axle ratio – AT (V6)	-	-	-	3.73/3.73	-	-	3.73/3.73
<b>BODY CONSTRUCTION</b>							
One-piece frame rails with eight cross members and fully boxed front sub-frame	S	S	S	S	S	S	S
<b>SUSPENSION</b>							
Front suspension							
Coil-spring double-wishbone suspension	S	S	S	S	S	S	S
Rear suspension							
Leaf spring suspension with staggered outboard-mounted gas shock absorbers	S	S	S	S	S	S	S
Front stabilizer bar (dia., in.)	1.18	1.18	1.18	1.18	1.18	1.18	1.18
<b>STEERING</b>							
Variable-assist power rack-and-pinion steering	S	S	S	S	S	S	S
Steering wheel turns, lock-to-lock	3.43	3.64	3.43	3.64	3.43	3.43	3.64
<b>BRAKING</b>							
Front brakes							
Power-assisted ventilated front disc brakes	S	S	S	S	S	S	S
Rear brakes							
10-in. drum brakes with tandem booster	S	S	S	S	S	S	S

See numbered footnotes in Disclaimers section.

S = Standard O = Optional - = Not available P = Available as part of a package

**SPECIFICATIONS** (continued)

	REGULAR CAB		ACCESS CAB			DOUBLE CAB		
	4x2	4x4	4x2	PRERUNNER/ 4x4	X-RUNNER	4x2	PRERUNNER/ 4x4 SHORT BED	PRERUNNER/ 4x4 LONG BED
<b>EXTERIOR MEASUREMENTS</b>								
Overall height (in.)	65.8	69.9	66.1	70.3	65.6	66.1	70.1	70.1
Overall width (in.)	72.2	74.6	72.2	74.6	74.0	74.6	74.6	74.6
Overall length (in.)	190.4	190.4	208.1	208.1	208.1	208.1	208.1	221.3
Wheelbase (in.)	109.6	109.6	1274	1274	1274	1274	1274	140.6
Bed length (in.)	73.5	73.5	73.5	73.5	73.5	60.3	60.3	73.5
Bed height (in.)	18.0	18.0	18.0	18.0	18.0	18.0	18.0	18.0
Bed width (in., total/between wheelwells)	56.7/41.5	56.7/41.5	56.7/41.5	56.7/41.5	56.7/41.5	56.7/41.5	56.7/41.5	56.7/41.5
Track (in., front/rear)	61.0/61.0	63.0/63.4	61.0/61.0	63.0/63.4	62.2/62.2	61.0/61.0	63.0/63.4	63.0/63.4
Turning circle diameter, curb-to-curb (ft.)	36.7	36.1	42.3	40.7	42.0	40.7	40.7	44.0
<b>INTERIOR MEASUREMENTS</b>								
Head room (in., front/rear)	40.0	40.0	40.0/35.2	40.0/35.2	40.0/35.2	40.2/38.5	40.2/38.5	40.2/38.5
Hip room (in., front/rear)	53.6	53.6	53.6/53.6	53.6/53.6	53.6/53.6	53.6/55.2	53.6/55.2	53.6/55.2
Leg room (in., front/rear)	41.3	41.3	41.7/28.2	41.7/28.2	41.7/28.2	41.7/32.6	41.7/32.6	41.7/32.6
Shoulder room (in., front/rear)	58.1	58.1	57.7/57.7	57.7/57.7	57.7/57.7	57.7/59.3	57.7/59.3	57.7/59.3
Interior passenger volume (cu. ft., front/rear)	56.1	56.1	55.6/33.1	55.6/33.1	55.6/33.1	55.8/43.1	55.8/43.1	55.8/43.1
Maximum seating capacity	3	2 <sup>1</sup> /3	4	4	4	5	5	5
<b>OFF-HIGHWAY</b>								
Approach/departure angle (degrees)	27/20	35/26	27/20	35/26	19/19	27/20	35/26	35/25
Ramp breakover angle (degrees)	21	27	20	24	15	20	21	20
Minimum running ground clearance	8.1	9.3	8.1	9.3	7.5	8.1	9.3	9.3
4x4 transfer case ratio (high/low, 4x4 models)	-	1.00/2.57	-	1.00/2.57	-	-	1.00/2.57	1.00/2.57
<b>WEIGHTS AND PAYLOAD/TOWING CAPACITIES (lb.)</b>								
Curb weight (4-cylinder)								
Manual transmission	3250	3665	3560	-/3955	-	-	-	-
Automatic transmission	3270	3720	3580	3740	-	3665	3825/-	-
Curb weight (V6)								
Manual transmission	-	-	-	-/4045	3820	-	-/4130	-/-
Automatic transmission	-	-	-	3835/4070	-	-	3920/4155	3975/4190
Payload <sup>22</sup> (4-cylinder)								
Manual transmission	1350	1435	1340	-/1395	-	-	-/-	-
Automatic transmission	1380	1380	1320	1510/1375	-	1235	1425/-	-
Payload <sup>22</sup> (V6)								
Manual transmission	-	-	-	-/1305	880	-	-/1320	-
Automatic transmission	-	-	-	1415/1280	-	-	1430/1295	1375/1260
Tongue load (4-cylinder)	350	350	350	350	-	340	350/-	-
Tongue load (V6 with Tow Package <sup>4</sup> )	-	-	-	650	350 <sup>23</sup>	-	640	630
Maximum towing capacity <sup>4</sup>	3500	3500	3500	3500	3500	3400	3400 <sup>24</sup> /-	-
Maximum towing capacity <sup>4</sup> (V6 with Tow Package)	-	-	-	6500	-	-	6400	6300
Gross Combined Weight Rating (GCWR) (4-cylinder)	7500	8000	7500	8000	NA	7500	8000	-
V6 (with Tow Package <sup>4</sup> )	-	-	-	8100 (11,100)	NA	-	8100 (11,100)	8100 (11,100)
<b>MILEAGE ESTIMATES (mpg city/highway)<sup>25</sup> /CAPACITIES</b>								
2.7-liter engine with 5-speed manual	21/25	18/20	21/25	-	- (4x4: 18/20)	-	-	-
2.7-liter engine with 4-speed automatic	19/25	18/21	19/25	19/25	- (4x4: 18/21)	19/25	19/25	- (4x4: -)
4.0-liter V6 engine with 6-speed manual	-	-	-	15/19	15/19 (4x4: 14/18)	-	-	- (4x4: 14/18)
4.0-liter V6 engine with 5-speed automatic	-	-	-	17/21 (4x4: 16/20)	-	-	17/21 (4x4: 16/20)	17/21 (4x4: 16/20)
Fuel tank (gal.)	21.1	21.1	21.1	21.1	21.1	21.1	21.1	21.1





**BLACK** with Graphite or Sand Beige interior



**BARCELONA RED METALLIC** with Graphite or Sand Beige interior



**PYRITE MICA** with Graphite or Sand Beige interior  
(NA on X-Runner or TRD Sport Package)



**MAGNETIC GRAY METALLIC** with Graphite or Sand Beige interior  
(NA on X-Runner)



**SPEEDWAY BLUE** with Graphite interior  
(X-Runner, TRD Sport, Off-Road and SR5 Packages)



**SILVER STREAK MICA** with Graphite or Sand Beige interior  
(NA on X-Runner)




**TIMBERLAND MICA** with Graphite or Sand Beige interior  
(NA on X-Runner or TRD Sport Package)



**SUPER WHITE** with Graphite or Sand Beige interior  
(NA on X-Runner)




Regular Cab bench seat  
with Base Grade fabric  
in Graphite



Bucket seat with  
Base Grade fabric  
in Graphite



SR5 fabric available  
in Sand Beige



SR5 fabric available  
in Graphite



Sport seat with  
Sport fabric in Graphite

**TOYOTA CARE**



**ToyotaCare**

Covers normal factory scheduled service. Plan is 2 years or 25K miles, whichever comes first. The new Toyota vehicle cannot be part of a rental or commercial fleet, or a livery or taxi vehicle. See plan for complete coverage details. See participating Toyota dealer for details.

## WARRANTIES

Every Toyota Car, Truck and SUV is built to exceptional standards. And that's not idle boasting. We back it up with these Limited Warranty Coverages:

**Basic:** 36 months/36,000 miles (all components other than normal wear and maintenance items).

**Powertrain:** 60 months/60,000 miles (engine, transmission/transaxle, drive system, seatbelts and airbags).

**Rust-Through:** 60 months/unlimited miles (corrosion perforation of sheet metal).

**Emissions:** Coverages vary under Federal and California regulations. Refer to applicable *Warranty and Maintenance Guide* for details.

**Accessories:** For Genuine Toyota accessories purchased at the time of the new vehicle purchase, the Toyota Accessory Warranty coverage is in effect for 36 months/36,000 miles from the vehicle's in-service date, which is the same coverage as the Toyota New Vehicle Limited Warranty. For Genuine Toyota accessories purchased after the new vehicle purchase the coverage is 12 months, regardless of mileage, from the date the accessory was installed on the vehicle, or the remainder of any applicable new vehicle warranty, whichever provides greater coverage, with the exception of car covers. Car covers are warranted for 12 months from the date of purchase and do not assume any coverage under the Toyota New Vehicle Limited Warranty. You may be eligible for transportation assistance if it's necessary that your vehicle be kept overnight for repairs covered under warranty. Please see your authorized Toyota dealership for further details.

For complete details about Toyota's warranties, please visit [www.toyota.com](http://www.toyota.com), refer to the applicable *Warranty and Maintenance Guide* or see your Toyota dealer.

## DISCLAIMERS

**1.** Requires TRD Off-Road Package. **2.** Requires TRD Sport Package. **3.** Performance tires are expected to experience greater tire wear than conventional tires. Tire life may be substantially less than 24,000 miles, depending upon driving conditions. **4.** Before towing, confirm your vehicle and trailer are compatible, hooked up and loaded properly and that you have any necessary additional equipment. Do not exceed any Weight Ratings and follow all instructions in your *Owner's Manual*. The maximum you can tow depends on the total weight of any cargo, occupants and available equipment. Calculated with new SAE J2807 method. **5.** The Bluetooth® word mark and logos are registered trademarks owned by Bluetooth SIG, Inc. and any use of such marks by Toyota is under license. Other trademarks and trade names are those of their respective owners. The Bluetooth® wireless technology phones listed on [toyota.com](http://toyota.com) have been tested for compatibility with Toyota vehicles. Performance will vary based on phone software version, coverage and your wireless carrier. Phones are warranted by their manufacturer, not Toyota. **6.** XM services require a subscription after 90-day trial period. Subscriptions governed by XM Customer Agreement available at [xmradio.com](http://xmradio.com). **If you decide to continue your XM service at the end of your complimentary trial, the plan you choose will automatically renew and bill at then-current rates unless you call 1-800-967-2346 to cancel.** Fees and programming subject to change. Available only to those at least 18 years of age in the 48 contiguous United States and D.C. **7.** The backup camera does not provide a comprehensive view of the rear area of the vehicle. You should also look around outside your vehicle and use your mirrors to confirm rearward clearance. Cold weather will limit effectiveness and view may become cloudy. **8.** Vehicle Stability Control (VSC) is an electronic system designed to help the driver maintain vehicle control under adverse conditions. It is not a substitute for safe driving practices. Factors including speed, road conditions and driver steering input can all affect whether VSC will be effective in preventing a loss of control. Please see your *Owner's Manual* for further details. **9.** Downhill Assist Control (DAC) is designed to help the driver maintain vehicle control and speed on steep, downhill descents. Hill Start Assist Control (HAC) is designed to help minimize backward rolling on steep ascents. Neither system is a substitute for safe driving judgment and practices. Factors including speed, grade, surface conditions and driver input can all affect whether DAC and HAC will be effective in preventing a loss of control. Please see your *Owner's Manual* for further details. **10.** The Tacoma T|X and T|X Pro are not available in all areas. Check with your local dealer for more information. **11.** Toyota strives to build vehicles to match customer interest and thus they typically are built with popular options and option packages. Not all options packages are available separately and some may not be available in all regions of the country. See [toyota.com](http://toyota.com) for information about options/packages commonly available in your area. If you would prefer a vehicle without any or with different options, contact your dealer to check for current availability or the possibility of placing a special order. **12.** Manual transmission only. **13.** Automatic transmission only. **14.** Brake Assist is designed to help the driver take full advantage of the benefits of ABS. It is not a substitute for safe driving practices. Braking effectiveness also depends on proper brake-system maintenance and tire and road conditions. **15.** Smart Stop Technology operates only in the event of certain simultaneous brake and gas pedal applications. When engaged, the system will reduce engine power to help the brakes bring the vehicle to a stop. Factors including speed, road conditions and driver input can all impact stopping distance. Smart Stop Technology is not a substitute for safe and attentive driving and does not guarantee instant stopping. Please see your *Owner's Manual* for further details. **16.** All the airbag (AB) systems are Supplemental Restraint Systems. All ABs (if installed) are designed to inflate only under certain conditions and in certain types of severe collisions: frontal and knee ABs typically inflate in frontal collisions; side and side curtain ABs in side collisions; Roll-Sensing Curtain ABs at a severe tilt degree, roll or lateral G-force. In all other accidents, the ABs will not inflate. To decrease the risk of injury from an inflating AB, always wear seatbelts, sit upright in the middle of the seat as far back as possible and do not lean against the door. Do not put objects in front of an AB or around the seatback. Do not use a rearward-facing child seat in any front passenger seat. The force of an inflating AB may cause serious injury or death. See your *Owner's Manual* for further information/warnings. **17.** Do not use rearward-facing child seats in any front passenger seat without switching off the passenger-side airbag. Please see your *Owner's Manual* for details. **18.** Active front headrests can help reduce the extent of whiplash in certain types of rear-end collisions. **19.** The engine immobilizer is a state-of-the-art anti-theft system. When you insert your key into the ignition switch, the key transmits an electronic code to the vehicle. The engine will only start if the code in the transponder chip inside the key matches the code in the vehicle's immobilizer. Because the transponder chip is embedded in the key, it can be costly to replace. If you lose a key, your Toyota dealer can help, or you can find a qualified independent locksmith to replace your key or perform high-security key services at [www.aloa.org](http://www.aloa.org). **20.** The Toyota Tire Pressure Monitor alerts the driver when tire pressure is critically low. For optimal tire wear and performance, tire pressure should be checked regularly with a gauge; do not rely solely on the monitor system. See your *Owner's Manual* for details. **21.** With automatic transmission. **22.** Payload is the GVWR minus curb weight and includes weight of occupants, optional equipment and cargo, limited by weight distribution. Payload is not the Vehicle Capacity Weight as defined by FMVSS 110, which will vary according to installed optional equipment. Calculated with new SAE J2807 method. **23.** Not available with Tow Package. **24.** 4-cylinder only. **25.** 2011 EPA-estimated mileage. Actual mileage will vary.

Toyota Tacoma is designed to meet most off-road driving requirements. Abusive use may result in bodily harm or damage. Toyota encourages responsible operation to protect you, your vehicle and the environment. Seatbelts should be worn at all times. Please do not allow passengers to ride in the cargo area. Towing hitch receivers/ball mount kits are not intended to provide crash protection. For details on vehicle specifications, standard features and available equipment in your area, contact your Toyota dealer. A vehicle with particular equipment may not be available at the dealership. Ask your Toyota dealer to help locate a specifically equipped vehicle.

All information presented herein is based on data available at the time of printing, is subject to change without notice and pertains specifically to mainland U.S.A. vehicles only. Prototypes shown. Actual production vehicles may vary.



For Toyota Mobility program details, go to [www.toyota.com/mobility](http://www.toyota.com/mobility) or call the Toyota Customer Assistance Center at 1-800-331-4331

