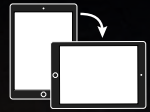


Best viewed in landscape mode



THE
2

ACTIVE TOURER.
GRAN TOURER.

THE BMW 2 SERIES ACTIVE TOURER AND GRAN TOURER.

RETURN BY CLICKING [🏠](#)
SELECT A TOPIC BELOW TO EXPLORE:



FEATURED MODELS.

BMW 2 SERIES 220i SPORT ACTIVE TOURER:

BMW TwinPower Turbo four-cylinder petrol engine, 192hp (141kW), 18" light alloy Star-spoke style 512 wheels, Sunset Orange metallic paint, Cloth / Sensatec seats in Anthracite with Orange highlight, Brushed Aluminium interior trim with Pearl Chrome finisher.

BMW 2 SERIES 220d xDRIVE M SPORT GRAN TOURER:

BMW TwinPower Turbo four-cylinder diesel engine, 190hp (140kW), 18" M light alloy Double-spoke style 486 wheels, Misano Blue metallic paint, Dakota leather seats in Black with Blue stitching, Aluminium Hexagon interior trim with Pearl Chrome finisher.

Content correct at time of publishing (as of July 2020). Prices and technical data subject to change. The models shown on these pages may feature optional equipment. Standard equipment may also vary depending on engine variant. For further details, please contact your local BMW Retailer.



LOVE AT THE FIRST MILE.



CONNECTING
YOUR WORLDS.

M SPORT.



The BMW 2 Series M Sport Gran Tourer model is shown above in Misano Blue metallic paint.

■ Standard equipment □ Optional equipment

M SPORT.

In addition / replacement to SE models

EXTERIOR

- M aerodynamic bodystyling
- 18" M light alloy Double-spoke style 486 M wheels
- Exterior trim, High-gloss Shadowline
- Kidney grille with extra-wide High-gloss Black vertical slats
- M logo designation – side, Chrome

INTERIOR

- Sport seats, driver and front passenger
- Dakota leather upholstery with perforation and contrast stitching
- Contrast stitching on instrument panel
- Ambient lighting – switchable
- Headlining, Anthracite
- Interior trim, Aluminium Hexagon with Pearl Chrome finisher
- Door sill finishers with M designation, front
- Gearshift lever with M designation, short-shift (manual transmission only)
- M Sport multi-function leather steering wheel with speed limiting function

SAFETY & TECHNOLOGY

- M Sport suspension
- Remote control including integrated key, with Silver highlight and M designation



LUXURY.



The BMW 2 Series Luxury Active Tourer model is shown above in Cashmere Silver metallic paint with optional 18" Star-spoke style 512 wheels in Orbit Grey.

■ Standard equipment □ Optional equipment

LUXURY.

In addition / replacement to SE models

EXTERIOR

- 17" light alloy Multi-spoke style 547 wheels
- Kidney grille with 12 Chrome fronted vertical slats
- Exterior trim, Chromeline
- Front air inlet with Chrome finisher
- Rear bumper with Chrome finisher

INTERIOR

- Contrast stitching on instrument panel
- Dakota leather upholstery with perforation and contrast stitching
- LED ambient lighting in door trim
- Interior trim, Fineline Stream wood with Pearl Chrome finisher
- Door sill finishers with BMW designation, front

SAFETY & TECHNOLOGY

- Remote control including integrated key, with Silver highlight



SPORT.



The BMW 2 Series Sport Gran Tourer model is shown above in Sunset Orange metallic paint.

■ Standard equipment □ Optional equipment

SPORT.

In addition / replacement to SE models

EXTERIOR


- Automatic tailgate
- 17" light alloy Double-spoke style 549 wheels
- Kidney grille with ten extra-wide High-gloss Black fronted vertical slats
- Front air inlet with High-gloss Black finisher
- Rear bumper with High-gloss Black finisher

INTERIOR

- Sport seats, driver and front passenger
- LED ambient lighting in door trim
- Cloth / Sensatec upholstery
- Interior trim, High-gloss Black with Pearl Chrome finisher
- Door sill finishers with BMW designation, front

SAFETY & TECHNOLOGY

- Sport automatic transmission, eight-speed (220d / 220d xDrive)
- Sport Dual-clutch automatic transmission (220i)
- Remote control including integrated key, with Silver finisher



SE.



The BMW 2 Series SE Active Tourer model is shown above in Mineral Grey metallic paint.

■ Standard equipment □ Optional equipment

SE.

EXTERIOR

- LED headlights
- LED foglights, front (excludes 225xe)
- Roof rails, Black (Gran Tourer models only)
- Heated exterior mirrors and windscreen washer jets (excludes 225xe)
- 16" light alloy V-spoke style 471 wheels
- 17" light alloy V-spoke style 479 wheels (218d SE Gran Tourer only)
- Kidney grille, Chrome with Black vertical slats
- Exhaust tailpipe finisher, Chrome - single, round, left
- Exhaust tailpipe finisher, Chrome - twin round, left and right split (220i / 218d / 220d / 220d xDrive Gran Tourer)

INTERIOR


- 40:20:40 manually split-folding rear seat with 60:40 manually sliding bench
- Extended storage
- Grid cloth upholstery
- Interior trim, Oxide Silver
- Automatic air conditioning, with two-zone control
- Extended lighting (Gran Tourer models only)
- Third row seating (Gran Tourer models only)
- Rear-view mirror, automatically dimming
- Sport multi-function leather steering wheel, with speed limiting function
- Door sill finishers with BMW designation, front

SAFETY & TECHNOLOGY

- Park Assist
- Park Distance Control (PDC), front and rear
- Drive Performance Control with ECO PRO, Comfort and Sport modes
- Sport automatic transmission, eight-speed (220d / 220d xDrive Active Tourer)
- Sport Dual-clutch automatic transmission (220i)
- Six-speed manual transmission
- Cruise control with braking function
- Servotronic
- Rain sensor, with automatic headlight activation
- xDrive all-wheel drive (220d xDrive)

AUDIO & COMMUNICATIONS

- Apple CarPlay® preparation
- Bluetooth hands-free facility with USB audio interface and Bluetooth audio streaming
- BMW ConnectedDrive Services, comprising:
 - BMW Emergency Call
 - BMW Online Services
 - BMW TeleServices
 - Real Time Traffic Information (RTTI)
 - Remote Services
- BMW Navigation System (iDrive 6)
- BMW Professional radio
- DAB tuner



THE BMW 225xe ACTIVE TOURER.

Featuring innovative BMW eDrive and EfficientDynamics technologies, the BMW 225xe Active Tourer provides impressive levels of performance and efficiency. Offering the best of both worlds, this Plug-in Hybrid Electric Vehicle (PHEV) combines a powerful petrol engine with an electric motor that is powered by a lithium-ion battery, overall providing an exceptionally pure electric driving range with the flexibility of a combustion engine. The BMW 225xe Active Tourer is everything you would expect from a BMW and more, with electrifying driving pleasure, this represents the future of the Ultimate Driving Machine.


The BMW 225xe Active Tourer – plug into the future today.



Pure electric range of up to 31.7-32.9 miles (51.0-53.0km)*



Charging time 0-80% in <2.4 hours (based on a current of 16A)^



Low CO₂ emissions from 41-38g/km*



The BMW 225xe Luxury Active Tourer model is shown above in Glacier Silver metallic paint.


^ = Dependent on the local electricity infrastructure. Charging time corresponds to a charge of 80% of maximum capacity and based on a single-phase supply current of max 32A. * = These figures were obtained using a combination of battery power and fuel. The BMW 225xe Active Tourer is a Plug-in Hybrid Electric Vehicle requiring mains electricity for charging. Figures shown are for comparability purposes. Only compare fuel consumption, CO₂ and electric range figures with other cars tested to the same technical procedures. These figures may not reflect real life driving results, which will depend upon a number of factors including, accessories fitted (post-registration), variations in weather, driving styles and vehicle load.

■ Standard equipment □ Optional equipment

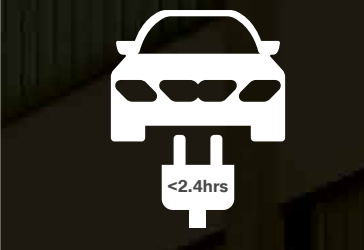
THE BMW 225xe ACTIVE TOURER.

Featuring innovative BMW eDrive and EfficientDynamics technologies, the BMW 225xe Active Tourer provides impressive levels of performance and efficiency. Offering the best of both worlds, this Plug-in Hybrid Electric Vehicle (PHEV) combines a powerful petrol engine with an electric motor that is powered by a lithium-ion battery, overall providing an exceptionally pure electric driving range with the flexibility of a combustion engine. The BMW 225xe Active Tourer is everything you would expect from a BMW and more, with electrifying driving pleasure, this represents the future of the Ultimate Driving Machine.


The BMW 225xe Active Tourer – plug into the future today.



Pure electric range of up to 51.0-53.0km*



Charging time 0-80% in <2.4 hours (based on a current of 16A)^



Low CO₂ emissions from 41-38g/km*

In addition / replacement to 218i models

EXTERIOR

- Exhaust tailpipe, Chrome – single, round, left

INTERIOR

- Door sill finishers with BMW designation, front
- eDrive badging on engine cover and gear selector
- eDrive-specific displays in instrument cluster
- Manual 40:20:40 split-folding rear seat (with removal of 60:40 sliding bench)

SAFETY & TECHNOLOGY

- Pre-conditioning of interior via BMW Remote app or setting time with iDrive menu
- Automatic transmission, six-speed
- eDrive Button activates AUTO eDrive, MAX eDrive and SAVE BATTERY modes
- xDrive electric drive

CHARGING & BATTERY

- Pre-conditioning of battery for optimum operating temperature
- Illuminated charging socket with visual display of charge status
- 2.4kW AC charging with 5m charge cable
- AC Fast Charge Cable
- Electric engine installed under rear seats driving the rear wheels




The BMW 225xe Luxury Active Tourer model is shown above in Glacier Silver metallic paint.

^ = Dependent on the local electricity infrastructure. Charging time corresponds to a charge of 80% of maximum capacity and based on a single-phase supply current of max 32A. * = These figures were obtained using a combination of battery power and fuel. The BMW 225xe Active Tourer is a Plug-in Hybrid Electric Vehicle requiring mains electricity for charging. Figures shown are for comparability purposes. Only compare fuel consumption, CO₂ and electric range figures with other cars tested to the same technical procedures. These figures may not reflect real life driving results, which will depend upon a number of factors including, accessories fitted (post-registration), variations in weather, driving styles and vehicle load.

■ Standard equipment □ Optional equipment

EXTERIOR COLOURS.


ALL MODELS.



Non-metallic Alpine White



Metallic Black Sapphire



Metallic Glacier Silver



Metallic Mineral White



Metallic Mineral Grey

EXCLUSIVELY FOR SE, SPORT & LUXURY MODELS.



Non-metallic Jet Black



Metallic Cashmere Silver



Metallic Sparkling Brown



Metallic Sunset Orange

EXCLUSIVELY FOR SE, SPORT & LUXURY ACTIVE TOURER MODELS.



Metallic Mediterranean Blue

EXCLUSIVELY AVAILABLE FOR SE, SPORT & LUXURY GRAN TOURER MODELS.



Metallic Phytonic Blue

EXCLUSIVELY FOR M SPORT ACTIVE TOURER MODELS.



Metallic Estoril Blue

EXCLUSIVELY FOR M SPORT GRAN TOURER MODELS.



Metallic Misano Blue

UPHOLSTERY & INTERIOR TRIMS.

CLOTH.



Grid cloth in Anthracite
Available with
■ SE

SENSATEC.



Sensatec in Black
Available with
□ SE

CLOTH/SENSATEC COMBINATION.



Cloth / Sensatec combination in Anthracite with Orange highlight
Available with
■ Sport



Cloth / Sensatec combination in Anthracite with Grey highlight
Available with
■ Sport

LEATHER.



Dakota leather in Black, with a Black interior world
Available with
□ SE



Dakota leather in Mocha with Chestnut stitching
Available with
□ Sport
■ Luxury
■ M Sport



Dakota leather in Black with Blue stitching
Available with
■ M Sport



Dakota leather in Oyster with Grey highlight and stitching
Available with
□ Sport
■ Luxury
■ M Sport



Dakota leather in Black with Grey stitching
Available with
□ Sport
■ Luxury
■ M Sport

INTERIOR TRIMS.



Oxide Silver with High-gloss Black finisher
Available with
■ SE



Aluminium Hexagon with Pearl Chrome finisher
Available with
■ M Sport



Fineline Stream wood with Pearl Chrome finisher
Available with
■ Luxury




Brushed Aluminium with Pearl Chrome finisher
Available with
□ Sport
□ Luxury
□ M Sport



Black High-gloss with Pearl Chrome finisher
Available with
■ Sport
□ Luxury
□ M Sport

HEADLINING.



Anthracite
Available with
■ M Sport

PACKAGES.

Optional packages offer an attractive combination of the most popular options at a reduced (combined) cost and will enhance any journey in the BMW 2 Series Active Tourer and Gran Tourer.

TECH PACK I.

- BMW Icon Adaptive LED Headlights
- Extended Bluetooth with wireless charging
- Reversing Assist camera



TECH PACK II.

- BMW Navigation Plus
- Head-up Display



COMFORT PACK I.

- Extended lighting
 - Exterior mirrors - electrically folding with anti-dazzle
 - Seat heating, driver and front passenger
- Additionally, SE models receive:
- Automatic tailgate



COMFORT PACK II.

- Comfort Access
- Seat adjustment – front, electric with driver memory
- Steering wheel heating



OPTIONAL EQUIPMENT HIGHLIGHTS.

PANORAMIC GLASS SUNROOF.

The electric Panoramic glass sunroof provides a better view and allows a great deal of light into the interior, lending it a particularly spacious and open ambience. It has an automatic integrated wind deflector, sun protection via heat reflecting glass and sliding headlining. It also has a slide and tilt function and is conveniently opened and closed via the remote key or one-touch function.



ENHANCED BLUETOOTH WITH WIRELESS CHARGING.

Enhanced Bluetooth with wireless charging offers comprehensive telephony with Bluetooth connectivity. For smartphones without an inductive charging function, charging cases are available to purchase via BMW Accessories.

Available as part of Tech Pack I.



BMW ICON ADAPTIVE LED HEADLIGHTS.

BMW Icon Adaptive LED Headlights include low and high-beam headlights (BI-LED), side lights and indicators. LED lights generate a bright light very similar to daylight and consume less energy than conventional light systems. The LED indicators are positioned above the characteristic LED daytime running lights which emit their light from three-dimensional light tubes typical of a BMW.

Available as part of Tech Pack I.



HEAD-UP DISPLAY.

The Head-up Display projects all relevant driving information onto a panel in the driver's field of vision which means they can remain focused on the road. Display of full content is dependent on optional equipment ordered.

Available as part of Tech Pack II.



DUAL-CLUTCH AUTOMATIC TRANSMISSION.

The seven-speed dual-clutch automatic transmission offers smooth gearshifts and outstanding driving comfort, all with low fuel consumption.

Exclusively for 218i and 216d models.



BMW NAVIGATION PLUS.

BMW Navigation Plus features the latest generation of BMW navigation systems with iDrive 6 (ID6) software. It features a built-in 8.8" touch display and is operated intuitively using either the iDrive Touch Controller, the direct-selection short cut keys, eight favourite buttons or the touchscreen with interactive tiles.

Available as part of Tech Pack II.



REVERSING ASSIST CAMERA.

The Reversing Assist camera enables improved orientation when reversing at speeds below 12mph (19km/h), for example, when parking. It shows the area behind the car on the Control Display. Interactive track lines for measuring distance and turning circles assist you when manoeuvring. Obstacles are marked in colour.

Available as part of Tech Pack I.



LOUDSPEAKER SYSTEM - HARMAN/KARDON

The harman/kardon loudspeaker system, with 12 speakers optimally designed to suit the interior's sound characteristics, guarantees an exceptional music experience. Tweeters and subwoofers deliver a brilliant, powerful range of sound. Elegant loudspeaker fronts feature harman/kardon lettering for a high-class look.



WHEELS & TYRES.

18" M LIGHT ALLOY DOUBLE-SPOKE STYLE 486 M WHEELS, FERRIC GREY.

18" M light alloy Double-spoke style 486 M wheels, Ferric Grey, 8J x 18 with 225/45 R18 tyres.

Standard for M Sport models.



18" LIGHT ALLOY STAR-SPOKE STYLE 512 WHEELS, ORBIT GREY.

18" light alloy Star-spoke style 512 wheels, Orbit Grey, 8J x 18 with 225/45 R18 tyres.

Optional for Sport and Luxury models.



17" LIGHT ALLOY MULTI-SPOKE STYLE 547 WHEELS, FERRIC GREY.

17" light alloy Multi-spoke style 547 wheels, Ferric Grey, 7.5J x 17 with 205/55 R17 tyres.

Standard for Luxury models.



17" LIGHT ALLOY MULTI-SPOKE STYLE 546 WHEELS, REFLEX SILVER.

17" light alloy Multi-spoke style 546 wheels, Reflex Silver, 7.5 x 17 with 205/55 R17 tyres.

Not available for M Sport models. Exclusively standard for 218d SE Gran Tourer models.



17" LIGHT ALLOY DOUBLE-SPOKE STYLE 549 WHEELS, ORBIT GREY.

17" light alloy Double-spoke style 549 wheels, Orbit Grey, 7.5J x 17 with 205/55 R17 tyres.

Standard for Sport models.



16" LIGHT ALLOY V-SPOKE STYLE 471 WHEELS, REFLEX SILVER.

16" light alloy V-spoke style 471 wheels, Reflex Silver, 7 J x 16 with 205/60 R16 tyres.

Standard for SE models. Not available on 218d SE Gran Tourer models.



GENUINE BMW ACCESSORIES.



ROOF BOX, BLACK.

The modern roof box in Black with titanium Silver side panels has a capacity of 420 litres and is compatible with all BMW roof rack systems. Due to the fact that it can be opened from both sides and has triple central locking on each side it is convenient to load and lock for theft protection. BMW roof boxes in other sizes also available.

LUGGAGE COMPARTMENT MAT.

The durable, anti-slip, water-resistant fitted luggage mat with raised borders on all sides protects the luggage compartment from dirt and moisture.



ALL-WEATHER FLOOR MATS.

The perfectly fitted, all-weather floor mats with a raised border and elegant design protect the front footwell.



TRAVEL & COMFORT SYSTEM.

The universal holder is adjustable in terms of size and it is snapped into position into the base carrier of the Travel & Comfort System that is available separately. It provides a secure hold for a wide range of Apple and Samsung tablets with Travel & Comfort tablet safety case. It can be rotated through 360°, tilted and fixed in the desired position.



BMW ROOF BARS.

BMW Roof Bars allow you to fit a range of items onto the roof of your car, including bike carriers and roof boxes.



REAR BIKE CARRIER.

The foldable Compact rear bike rack is light but sturdy and can carry up to 60kg. It can be quickly and securely mounted on the tow ball and transport up to two bicycles or e-bikes. When folded up, it can be stored in the luggage compartment tray, safe from spray and protected in the event of a collision.



19" M PERFORMANCE LIGHT ALLOY WHEELS.

19" BMW M Performance light alloy Double-spoke style 766 M wheels in Bicolour matt Black, bright turned.



TECHNICAL INFORMATION.

THE BMW 2 SERIES ACTIVE TOURER.
PETROL & PLUG-IN HYBRID



	218i SE	218i Sport	218i Luxury	218i M Sport	220i SE	220i Sport	220i Luxury	220i M Sport	225xe Sport	225xe Luxury	225xe M Sport
--	---------	------------	-------------	--------------	---------	------------	-------------	--------------	-------------	--------------	---------------

Power output (hp)	140	140	140	140	192	192	192	192	224^	224^	224^
0-62mph / 0-100km/h (secs)	9.3 (9.3)	9.3 (9.3)	9.3 (9.3)	9.3 (9.3)	(7.4)	(7.4)	(7.4)	(7.4)	(6.7)	(6.7)	(6.7)
Fuel consumption – combined (mpg)*	43.5-44.8 (42.2-43.5)	42.8-44.1 (42.2-43.5)	43.5-44.8 (42.2-43.5)	42.8-44.1 (42.2-43.5)	(41.5-42.2)	(40.9-42.2)	(40.9-42.2)	(40.9-42.2)	(156.9-166.2)**	(156.9-166.2)**	(156.9)**
Fuel consumption – combined (l/100km)*	6.5-6.3 (6.7-6.5)	6.6-6.4 (6.7-6.5)	6.5-6.3 (6.7-6.5)	6.6-6.4 (6.7-6.5)	(6.8-6.7)	(6.9-6.7)	(6.9-6.7)	(6.9-6.7)	(1.8-1.7)**	(1.8-1.7)**	(1.8)**
CO ₂ emissions – combined (g/km)*	148-143 (151-147)	149-144 (152-148)	148-144 (152-147)	149-145 (153-148)	(155-151)	(156-152)	(156-151)	(157-153)	(41-39)**	(41-38)**	(41-40)**
Electric energy consumption – weighted combined (miles/kWh)*	-	-	-	-	-	-	-	-	(4.2-4.3)	(4.2-4.3)	(4.1-4.2)
Electric energy consumption – weighted combined (km/kWh)*	-	-	-	-	-	-	-	-	(14.9-14.6)	(14.9-14.5)	(15.0-14.8)
Equivalent all-electric range (miles)*	-	-	-	-	-	-	-	-	(31.7-32.3)	(31.7-32.9)	(31.7-32.3)
Equivalent all electric range (km)*	-	-	-	-	-	-	-	-	(51.0-52.0)	(51.0-53.0)	(51.0-52.0)

* = For Plug-in Hybrid Electric Vehicles these figures were obtained using a combination of battery power and fuel. Plug-in Hybrid Electric Vehicles require mains electricity for charging. Figures shown are for comparability purposes. Only compare fuel consumption, CO₂ and electric range figures with other cars tested to the same technical procedures. These figures may not reflect real life driving results, which will depend upon a number of factors including the starting charge of the battery, accessories fitted (post-registration), variations in weather, driving styles and vehicle load. ** = Figures shown are weighted combined. ^ = Combined power from Petrol and Electric engines. Figures in () apply to cars with automatic transmission.

TECHNICAL INFORMATION.

THE BMW 2 SERIES ACTIVE TOURER.
DIESEL



	Z16d SE	Z16d Sport	Z16d Luxury	Z16d M Sport	Z18d SE	Z18d Sport	Z18d Luxury	Z18d M Sport	Z20d SE	Z20d Sport	Z20d Luxury	Z20d M Sport	Z20d xDrive SE	Z20d xDrive Sport	Z20d xDrive Luxury	Z20d xDrive M Sport
--	---------	------------	-------------	--------------	---------	------------	-------------	--------------	---------	------------	-------------	--------------	----------------	-------------------	--------------------	---------------------

Power output (hp)	116	116	116	116	150	150	150	150	190	190	190	190	190	190	190	190
0-62mph / 0-100km/h (secs)	11.1 (11.1)	11.1 (11.1)	11.1 (11.1)	11.1 (11.1)	9.0 (9.1)	9.0 (9.1)	9.0 (9.1)	9.0 (9.1)	(7.6)	(7.6)	(7.6)	(7.6)	(7.5)	(7.5)	(7.5)	(7.5)
Fuel consumption – combined (mpg)*	57.6-58.9 (56.5-58.9)	57.6-58.9 (56.5-57.6)	57.6-58.9 (56.5-57.6)	56.5-58.9 (55.4-57.6)	55.4-56.5 (53.3-54.3)	54.3-56.5 (52.3-54.3)	54.3-56.5 (52.3-54.3)	54.3-56.5 (52.3-54.3)	(53.3-54.3)	(52.3-54.3)	(52.3-54.3)	(52.3-54.3)	(50.4-51.4)	(49.6-51.4)	(49.6-51.4)	(49.6-51.4)
Fuel consumption – combined (l/100km)*	4.9-4.8 (5.0-4.8)	4.9-4.8 (5.0-4.9)	4.9-4.8 (5.0-4.9)	5.0-4.8 (5.1-4.9)	5.1-5.0 (5.3-5.2)	5.2-5.0 (5.4-5.2)	5.2-5.0 (5.4-5.2)	5.2-5.0 (5.4-5.2)	(5.3-5.2)	(5.4-5.2)	(5.4-5.2)	(5.4-5.2)	(5.6-5.5)	(5.7-5.5)	(5.7-5.5)	(5.7-5.5)
CO ₂ emissions – combined (g/km)*	129-125 (131-127)	129-125 (132-128)	129-125 (132-127)	130-126 (132-129)	134-130 (139-135)	135-131 (140-136)	135-131 (140-135)	136-132 (141-137)	(139-136)	(140-136)	(140-136)	(141-137)	(147-144)	(148-145)	(148-144)	(149-145)

* = For Plug-in Hybrid Electric Vehicles these figures were obtained using a combination of battery power and fuel. Plug-in Hybrid Electric Vehicles require mains electricity for charging. Figures shown are for comparability purposes. Only compare fuel consumption, CO₂ and electric range figures with other cars tested to the same technical procedures. These figures may not reflect real life driving results, which will depend upon a number of factors including the starting charge of the battery, accessories fitted (post-registration), variations in weather, driving styles and vehicle load. ** = Figures shown are weighted combined. Figures in () apply to cars with automatic transmission.

TECHNICAL INFORMATION.

THE BMW 2 SERIES GRAN TOURER.

PETROL



	218i SE	218i Sport	218i Luxury	218i M Sport	220i Sport	220i Luxury	220i M Sport
--	---------	------------	-------------	--------------	------------	-------------	--------------

Power output (hp)	140	140	140	140	192	192	192
0-62mph / 0-100km/h (secs)	9.8 (9.8)	9.8 (9.8)	9.8 (9.8)	9.8 (9.8)	(7.8)	(7.8)	(7.8)
Fuel consumption – combined (mpg)*	41.5-42.8 (40.9-41.5)	40.9-42.2 (40.4-41.5)	40.9-42.8 (40.4-41.5)	41.5-42.2 (40.4-41.5)	(39.2-40.4)	(39.2-40.9)	(39.8-40.4)
Fuel consumption – combined (l/100km)*	6.8-6.6 (6.9-6.8)	6.9-6.7 (7.0-6.8)	6.9-6.6 (7.0-6.8)	6.8-6.7 (7.0-6.8)	(7.2-7.0)	(7.2-6.9)	(7.1-7.0)
CO ₂ emissions – combined (g/km)*	154-150 (157-154)	156-151 (159-155)	155-151 (159-154)	155-152 (158-155)	(163-158)	(163-157)	(162-158)

* = Figures shown are for comparability purposes; only compare fuel consumption and CO₂ figures with other cars tested to the same technical procedures. These figures may not reflect real life driving results, which will depend upon a number of factors including the accessories fitted (post-registration), variations in weather, driving styles and vehicle load. Figures in () apply to cars with automatic transmission.

TECHNICAL INFORMATION.

THE BMW 2 SERIES GRAN TOURER.
DIESEL



	216d SE	216d Sport	216d Luxury	216d M Sport	218d SE	218d Sport	218d Luxury	218d M Sport	220d Sport	220d Luxury	220d M Sport	220d xDrive Sport	220d xDrive Luxury	220d xDrive M Sport
--	---------	------------	-------------	--------------	---------	------------	-------------	--------------	------------	-------------	--------------	-------------------	--------------------	---------------------

Power output (hp)	116	116	116	116	150	150	150	150	190	190	190	190	190	190
0-62mph / 0-100km/h (secs)	11.8 (11.8)	11.8 (11.8)	11.8 (11.8)	11.8 (11.8)	9.6 (9.6)	9.6 (9.6)	9.6 (9.6)	9.6 (9.6)	(8.2)	(8.2)	(8.2)	(8.0)	(8.0)	(8.0)
Fuel consumption – combined (mpg)*	54.3-56.5 (53.3-55.4)	54.3-55.4 (53.3-54.3)	54.3-56.5 (53.3-55.4)	54.3-55.4 (53.3-54.3)	52.3-53.3 (50.4-52.3)	52.3-53.3 (50.4-51.4)	52.3-54.3 (50.4-52.3)	52.3-53.3 (50.4-51.4)	(50.4-51.4)	(50.4-52.3)	(50.4-51.4)	(47.9-49.6)	(47.9-49.6)	(47.9-49.6)
Fuel consumption – combined (l/100km)*	5.2-5.0 (5.3-5.1)	5.2-5.1 (5.3-5.2)	5.2-5.0 (5.3-5.1)	5.2-5.1 (5.3-5.2)	5.4-5.3 (5.6-5.4)	5.4-5.3 (5.6-5.5)	5.4-5.2 (5.6-5.4)	5.4-5.3 (5.6-5.5)	(5.6-5.5)	(5.6-5.4)	(5.6-5.5)	(5.9-5.7)	(5.9-5.7)	(5.9-5.7)
CO ₂ emissions – combined (g/km)*	135-132 (138-134)	136-133 (139-135)	136-132 (139-135)	136-133 (139-136)	140-138 (145-142)	142-138 (147-143)	142-137 (147-142)	141-138 (146-143)	(147-143)	(147-143)	(147-144)	(154-150)	(154-150)	(153-150)

* = Figures shown are for comparability purposes; only compare fuel consumption and CO₂ figures with other cars tested to the same technical procedures. These figures may not reflect real life driving results, which will depend upon a number of factors including the accessories fitted (post-registration), variations in weather, driving styles and vehicle load. Figures in () apply to cars with automatic transmission.

OPTIONAL EQUIPMENT.



	Z18i SE	Z18i Sport	Z18i Luxury	Z18i M Sport	Z20i SE*	Z20i Sport	Z20i Luxury	Z20i M Sport	Z25xe Sport**	Z25xe Luxury*	Z25xe M Sport*	Z16d SE	Z16d Sport	Z16d Luxury	Z16d M Sport	Z18d SE	Z18d Sport	Z18d Luxury	Z18d M Sport	Z20d SE*	Z20d Sport	Z20d Luxury	Z20d M Sport	Z20d xDrive SE*	Z20d xDrive Sport	Z20d xDrive Luxury	Z20d xDrive M Sport
--	---------	------------	-------------	--------------	----------	------------	-------------	--------------	---------------	---------------	----------------	---------	------------	-------------	--------------	---------	------------	-------------	--------------	----------	------------	-------------	--------------	-----------------	-------------------	--------------------	---------------------

BMW EFFICIENT DYNAMICS

Auto Start-Stop	■	■	■	■	■	■	■	■	■	■	■	■	■	■	■	■	■	■	■	■	■	■	■	■	■	■	■
Brake Energy Regeneration	■	■	■	■	■	■	■	■	■	■	■	■	■	■	■	■	■	■	■	■	■	■	■	■	■	■	■
ECO PRO mode	■	■	■	■	■	■	■	■	■	■	■	■	■	■	■	■	■	■	■	■	■	■	■	■	■	■	■
Electric Power Steering (EPS)	■	■	■	■	■	■	■	■	■	■	■	■	■	■	■	■	■	■	■	■	■	■	■	■	■	■	■
Lightweight Engineering	■	■	■	■	■	■	■	■	■	■	■	■	■	■	■	■	■	■	■	■	■	■	■	■	■	■	■
Optimum Shift Indicator ¹	■	■	■	■	■	■	■	■	■	■	■	■	■	■	■	■	■	■	■	■	■	■	■	■	■	■	■
Reduced Rolling Resistance Tyres	■	■	■	■	■	■	■	■	■	■	■	■	■	■	■	■	■	■	■	■	■	■	■	■	■	■	■

Certain BMW EfficientDynamics features may be excluded depending on the optional equipment chosen. Your BMW Retailer will be pleased to provide you with more information.

PAINTWORK

Non-metallic paintwork Available in Alpine White or Jet Black ²	■	■	■	■	■	■	■	■	■	■	■	■	■	■	■	■	■	■	■	■	■	■	■	■	■	■	■
Metallic paintwork Available in Black Sapphire, Cashmere Silver ² , Estoril Blue ^{3,*} , Glacier Silver, Mediterranean Blue ^{2,*} , Mineral Grey, Mineral White, Misano Blue ⁴ , Phytone Blue ⁴ , Sparkling Brown ² or Sunset Orange ²	□	□	□	□	□	□	□	□	□	□	□	□	□	□	□	□	□	□	□	□	□	□	□	□	□	□	□

UPHOLSTERY

Grid cloth Available in Anthracite	■	-	-	-	■	-	-	-	-	-	-	■	-	-	-	■	-	-	-	■	-	-	-	■	-	-	-
Cloth / Sensatec Available in Anthracite with Grey highlight or Anthracite with Orange highlight	-	■	-	-	-	■	-	-	■	-	-	-	■	-	-	-	■	-	-	-	■	-	-	-	■	-	-
Sensatec Available in Black	□	-	-	-	□	-	-	-	-	-	-	□	-	-	-	□	-	-	-	□	-	-	-	□	-	-	-
Dakota leather ⁵ – SE models Available in Black	□	-	-	-	□	-	-	-	-	-	-	□	-	-	-	□	-	-	-	□	-	-	-	□	-	-	-
– Sport models Available in Black with Grey stitching, Mocha Brown with Chestnut stitching or Oyster with Grey highlight and stitching	-	□	-	-	-	□	-	-	□	-	-	-	□	-	-	-	□	-	-	-	□	-	-	-	□	-	-
– Luxury models Available in Black with Grey stitching, Mocha Brown with Chestnut stitching or Oyster with Grey highlight and stitching	-	-	■	-	-	-	■	-	-	■	-	-	-	■	-	-	■	-	-	-	■	-	-	-	■	-	-
– M Sport models Available in Black with Blue stitching, Black with Grey stitching, Mocha Brown with Chestnut stitching or Oyster with Grey highlight and stitching	-	-	-	■	-	-	-	■	-	-	■	-	-	-	■	-	-	-	■	-	-	-	■	-	-	-	■

* = BMW Active Tourer models only. ¹ = In conjunction with automatic transmission indicator active when in manual mode. ² = SE, Sport and Luxury models only. ³ = M Sport models only. ⁴ = Exclusively available for Gran Tourer models.
⁵ = Please note that some sections of the seat and interior feature synthetic leather.



	218i SE	218i Sport	218i Luxury	218i M Sport	220i SE*	220i Sport	220i Luxury	220i M Sport	225xe Sport**	225xe Luxury*	225xe M Sport*	216d SE	216d Sport	216d Luxury	216d M Sport	218d SE	218d Sport	218d Luxury	218d M Sport	220d SE*	220d Sport	220d Luxury	220d M Sport	220d xDrive SE*	220d xDrive Sport	220d xDrive Luxury	220d xDrive M Sport
--	---------	------------	-------------	--------------	----------	------------	-------------	--------------	---------------	---------------	----------------	---------	------------	-------------	--------------	---------	------------	-------------	--------------	----------	------------	-------------	--------------	-----------------	-------------------	--------------------	---------------------

PACKAGES

COMFORT PACK I Comprises: – Automatic tailgate – Extended lighting – Exterior mirrors – electrically folding with anti-dazzle – Seat heating, driver and front passenger Comprises: – Exterior mirrors – electrically folding with anti-dazzle – Extended lighting – Seat heating for driver and front passenger	<input type="checkbox"/>	-	-	-	<input type="checkbox"/>	-	-	-	-	-	-	<input type="checkbox"/>	-	-	-	<input type="checkbox"/>	-	-	-	<input type="checkbox"/>	-	-	-	<input type="checkbox"/>	-	-	-	-
COMFORT PACK II Comprises: – Comfort Access – Seat adjustment – front, electric with driver memory – Steering wheel heating ¹	-	<input type="checkbox"/>	<input type="checkbox"/>	<input type="checkbox"/>	-	<input type="checkbox"/>	<input type="checkbox"/>	<input type="checkbox"/>	<input type="checkbox"/>	<input type="checkbox"/>	<input type="checkbox"/>	-	<input type="checkbox"/>	<input type="checkbox"/>	<input type="checkbox"/>	-	<input type="checkbox"/>	<input type="checkbox"/>	<input type="checkbox"/>	-	<input type="checkbox"/>	<input type="checkbox"/>	<input type="checkbox"/>	<input type="checkbox"/>	<input type="checkbox"/>	<input type="checkbox"/>	<input type="checkbox"/>	<input type="checkbox"/>
TECH PACK I Comprises: – BMW Icon Adaptive LED Headlights – Extended Bluetooth with wireless charging – Reversing Assist camera	<input type="checkbox"/>	<input type="checkbox"/>	<input type="checkbox"/>	<input type="checkbox"/>	<input type="checkbox"/>	<input type="checkbox"/>	<input type="checkbox"/>	<input type="checkbox"/>	<input type="checkbox"/>	<input type="checkbox"/>	<input type="checkbox"/>	<input type="checkbox"/>	<input type="checkbox"/>	<input type="checkbox"/>	<input type="checkbox"/>	<input type="checkbox"/>	<input type="checkbox"/>	<input type="checkbox"/>	<input type="checkbox"/>	<input type="checkbox"/>	<input type="checkbox"/>	<input type="checkbox"/>	<input type="checkbox"/>	<input type="checkbox"/>	<input type="checkbox"/>	<input type="checkbox"/>	<input type="checkbox"/>	<input type="checkbox"/>
TECH PACK II Comprises: – BMW Navigation Plus – Head-up Display	<input type="checkbox"/>	<input type="checkbox"/>	<input type="checkbox"/>	<input type="checkbox"/>	<input type="checkbox"/>	<input type="checkbox"/>	<input type="checkbox"/>	<input type="checkbox"/>	<input type="checkbox"/>	<input type="checkbox"/>	<input type="checkbox"/>	<input type="checkbox"/>	<input type="checkbox"/>	<input type="checkbox"/>	<input type="checkbox"/>	<input type="checkbox"/>	<input type="checkbox"/>	<input type="checkbox"/>	<input type="checkbox"/>	<input type="checkbox"/>	<input type="checkbox"/>	<input type="checkbox"/>	<input type="checkbox"/>	<input type="checkbox"/>	<input type="checkbox"/>	<input type="checkbox"/>	<input type="checkbox"/>	<input type="checkbox"/>

* = BMW Active Tourer models only. ¹ = Available as a single cost option.

■ Standard equipment □ Optional equipment - Not available



	Z18i SE	Z18i Sport	Z18i Luxury	Z18i M Sport	Z20i SE*	Z20i Sport	Z20i Luxury	Z20i M Sport	Z25xe Sport**	Z25xe Luxury*	Z25xe M Sport*	Z16d SE	Z16d Sport	Z16d Luxury	Z16d M Sport	Z18d SE	Z18d Sport	Z18d Luxury	Z18d M Sport	Z20d SE*	Z20d Sport	Z20d Luxury	Z20d M Sport	Z20d xDrive SE*	Z20d xDrive Sport	Z20d xDrive Luxury	Z20d xDrive M Sport
--	---------	------------	-------------	--------------	----------	------------	-------------	--------------	---------------	---------------	----------------	---------	------------	-------------	--------------	---------	------------	-------------	--------------	----------	------------	-------------	--------------	-----------------	-------------------	--------------------	---------------------

INTERIOR TRIMS

Aluminium Hexagon with Pearl Chrome finisher	-	-	-	■	-	-	-	■	-	-	■	-	-	-	■	-	-	-	■	-	-	-	■	-	-	-	■
Fineline Stream wood with Pearl Chrome finisher	-	-	■	-	-	-	■	-	-	■	-	-	-	■	-	-	-	■	-	-	-	■	-	-	-	■	-
High-gloss Black with Pearl Chrome finisher	□	-	-	-	-	-	-	-	-	-	-	□	-	-	-	□	-	-	-	-	-	-	-	-	-	-	-
	-	■	-	-	-	■	-	-	■	-	-	-	■	-	-	-	■	-	-	-	■	-	-	-	■	-	-
Oxide Silver	-	-	□	□	-	-	□	□	-	□	□	-	-	□	□	-	-	□	□	-	-	□	□	-	-	□	□
	■	-	-	-	■	-	-	-	-	-	-	■	-	-	-	■	-	-	-	-	■	-	-	-	■	-	-
Brushed Aluminium with Pearl Chrome finisher	-	□	-	-	-	□	-	-	□	-	-	-	□	-	-	-	□	-	-	-	-	□	-	-	-	□	-
	-	-	□	□	-	-	□	□	-	□	□	-	-	□	□	-	-	□	□	-	-	□	□	-	-	□	□

TRANSMISSIONS

Dual-clutch automatic transmission	□	□	□	□	-	-	-	-	-	-	-	□	□	□	□	-	-	-	-	-	-	-	-	-	-	-	-
Sport automatic transmission	-	-	-	-	-	-	-	-	-	-	-	-	-	-	-	□	□	□	□	■	■	■	■	■	■	■	■

STEERING AND CHASSIS

Adaptive suspension Not with M Sport suspension	-	-	-	□	-	-	-	□	-	-	-	-	-	-	□	-	-	-	□	-	-	□	-	-	-	-	□
--	---	---	---	---	---	---	---	---	---	---	---	---	---	---	---	---	---	---	---	---	---	---	---	---	---	---	---

SEATS

Lumbar support, driver and front passenger	□	□	□	□	□	□	□	□	□	□	□	□	□	□	□	□	□	□	□	□	□	□	□	□	□	□	□
Sliding rear seat bench ²	□	□	□	□	□	□	□	□	□	□	□	□	□	□	□	□	□	□	□	□	□	□	□	□	□	□	□

Not with = these options are not available for ordering together. * = BMW Active Tourer models only. ¹ = Exclusively available on SE Gran Tourer models. ² = Standard on BMW Gran Tourer models.

■ Standard equipment □ Optional equipment - Not available



Z18i SE	Z18i Sport	Z18i Luxury	Z18i M Sport	Z20i SE*	Z20i Sport	Z20i Luxury	Z20i M Sport	Z25xe Sport**	Z25xe Luxury*	Z25xe M Sport*	Z16d SE	Z16d Sport	Z16d Luxury	Z16d M Sport	Z18d SE	Z18d Sport	Z18d Luxury	Z18d M Sport	Z20d SE*	Z20d Sport	Z20d Luxury	Z20d M Sport	Z20d xDrive SE*	Z20d xDrive Sport	Z20d xDrive Luxury	Z20d xDrive M Sport
---------	------------	-------------	--------------	----------	------------	-------------	--------------	---------------	---------------	----------------	---------	------------	-------------	--------------	---------	------------	-------------	--------------	----------	------------	-------------	--------------	-----------------	-------------------	--------------------	---------------------

SAFETY AND TECHNOLOGY

Active Cruise Control with Stop&Go function Only with Driving Assistant Plus + Automatic transmission / Sport automatic transmission / Dual-clutch automatic transmission / Sport dual-clutch automatic transmission	<input type="checkbox"/>	<input type="checkbox"/>	<input type="checkbox"/>	<input type="checkbox"/>	<input type="checkbox"/>	<input type="checkbox"/>	<input type="checkbox"/>	<input type="checkbox"/>	<input type="checkbox"/>	<input type="checkbox"/>	<input type="checkbox"/>	<input type="checkbox"/>	<input type="checkbox"/>	<input type="checkbox"/>	<input type="checkbox"/>	<input type="checkbox"/>	<input type="checkbox"/>	<input type="checkbox"/>	<input type="checkbox"/>	<input type="checkbox"/>	<input type="checkbox"/>	<input type="checkbox"/>	<input type="checkbox"/>	<input type="checkbox"/>	<input type="checkbox"/>	<input type="checkbox"/>
Driving Assistant Plus Comprises: – Camera-based Active Cruise control with Stop&Go function – City Collision Mitigation – Forward Collision Warning – High-beam Assistant – Lane Departure Warning – Preventive Pedestrian Protection – Speed-limit information – Traffic Jam Assist Only with Automatic transmission / Sport automatic transmission / Dual-clutch automatic transmission / Sport dual-clutch automatic transmission Not with Cruise Control with braking function	<input type="checkbox"/>	<input type="checkbox"/>	<input type="checkbox"/>	<input type="checkbox"/>	<input type="checkbox"/>	<input type="checkbox"/>	<input type="checkbox"/>	<input type="checkbox"/>	<input type="checkbox"/>	<input type="checkbox"/>	<input type="checkbox"/>	<input type="checkbox"/>	<input type="checkbox"/>	<input type="checkbox"/>	<input type="checkbox"/>	<input type="checkbox"/>	<input type="checkbox"/>	<input type="checkbox"/>	<input type="checkbox"/>	<input type="checkbox"/>	<input type="checkbox"/>	<input type="checkbox"/>	<input type="checkbox"/>	<input type="checkbox"/>	<input type="checkbox"/>	<input type="checkbox"/>
Larger fuel tank capacity Increased to 61 litres	<input type="checkbox"/>	<input type="checkbox"/>	<input type="checkbox"/>	<input type="checkbox"/>	<input type="checkbox"/>	<input type="checkbox"/>	<input type="checkbox"/>	<input type="checkbox"/>	-	-	-	<input type="checkbox"/>	<input type="checkbox"/>	<input type="checkbox"/>	<input type="checkbox"/>	<input type="checkbox"/>	<input type="checkbox"/>	<input type="checkbox"/>	<input type="checkbox"/>	<input type="checkbox"/>	<input type="checkbox"/>	<input type="checkbox"/>	<input type="checkbox"/>	<input type="checkbox"/>	<input type="checkbox"/>	<input type="checkbox"/>
Space-saver spare wheel with car jack*	<input type="checkbox"/>	<input type="checkbox"/>	<input type="checkbox"/>	<input type="checkbox"/>	<input type="checkbox"/>	<input type="checkbox"/>	<input type="checkbox"/>	<input type="checkbox"/>	-	-	-	<input type="checkbox"/>	<input type="checkbox"/>	<input type="checkbox"/>	<input type="checkbox"/>	<input type="checkbox"/>	<input type="checkbox"/>	<input type="checkbox"/>	<input type="checkbox"/>	<input type="checkbox"/>	<input type="checkbox"/>	<input type="checkbox"/>	<input type="checkbox"/>	<input type="checkbox"/>	<input type="checkbox"/>	<input type="checkbox"/>
Traffic Jam Assist Only with Driving Assistant Plus	<input type="checkbox"/>	<input type="checkbox"/>	<input type="checkbox"/>	<input type="checkbox"/>	<input type="checkbox"/>	<input type="checkbox"/>	<input type="checkbox"/>	<input type="checkbox"/>	<input type="checkbox"/>	<input type="checkbox"/>	<input type="checkbox"/>	<input type="checkbox"/>	<input type="checkbox"/>	<input type="checkbox"/>	<input type="checkbox"/>	<input type="checkbox"/>	<input type="checkbox"/>	<input type="checkbox"/>	<input type="checkbox"/>	<input type="checkbox"/>	<input type="checkbox"/>	<input type="checkbox"/>	<input type="checkbox"/>	<input type="checkbox"/>	<input type="checkbox"/>	<input type="checkbox"/>



	Z18i SE	Z18i Sport	Z18i Luxury	Z18i M Sport	Z20i SE*	Z20i Sport	Z20i Luxury	Z20i M Sport	Z25xe Sport**	Z25xe Luxury*	Z25xe M Sport*	Z16d SE	Z16d Sport	Z16d Luxury	Z16d M Sport	Z18d SE	Z18d Sport	Z18d Luxury	Z18d M Sport	Z20d SE*	Z20d Sport	Z20d Luxury	Z20d M Sport	Z20d xDrive SE*	Z20d xDrive Sport	Z20d xDrive Luxury	Z20d xDrive M Sport
--	---------	------------	-------------	--------------	----------	------------	-------------	--------------	---------------	---------------	----------------	---------	------------	-------------	--------------	---------	------------	-------------	--------------	----------	------------	-------------	--------------	-----------------	-------------------	--------------------	---------------------

EXTERIOR EQUIPMENT

Automatic tailgate	-	■	■	■	-	■	■	■	■	■	■	-	■	■	■	-	■	■	■	-	■	■	■	-	■	■	■
	□	-	-	-	□	-	-	-	-	-	-	□	-	-	-	□	-	-	-	□	-	-	-	□	-	-	-
Bike rack preparation Not with Towbar, detachable	□	□	□	□	□	□	□	□	-	-	-	□	□	□	□	□	□	□	□	□	□	□	□	□	□	□	□
eDrive exterior sound	-	-	-	-	-	-	-	-	□	□	□	-	-	-	-	-	-	-	-	-	-	-	-	-	-	-	
Roof rails, Black ¹ Not with Roof rails, Matt Aluminium	□	□	□	□	□	□	□	□	□	□	□	□	□	□	□	□	□	□	□	□	□	□	□	□	□	□	□
Roof rails, Matt Aluminium Not with Roof rails, Black	□	□	□	□	□	□	□	□	□	□	□	□	□	□	□	□	□	□	□	□	□	□	□	□	□	□	□
Towbar, detachable	□	□	□	□	□	□	□	□	-	-	-	□	□	□	□	□	□	□	□	□	□	□	□	□	□	□	□

INTERIOR EQUIPMENT

Luggage compartment separating net	□	□	□	□	□	□	□	□	□	□	□	□	□	□	□	□	□	□	□	□	□	□	□	□	□	□	□
Panoramic glass sunroof	□	□	□	□	□	□	□	□	□	□	□	□	□	□	□	□	□	□	□	□	□	□	□	□	□	□	□
Sun protection glass	□	□	□	□	□	□	□	□	□	□	□	□	□	□	□	□	□	□	□	□	□	□	□	□	□	□	□

STEERING WHEELS

Steering wheel heating	□	□	□	□	□	□	□	□	□	□	□	□	□	□	□	□	□	□	□	□	□	□	□	□	□	□	□
As part of Comfort Pack II	□	□	□	□	□	□	□	□	□	□	□	□	□	□	□	□	□	□	□	□	□	□	□	□	□	□	□

AUDIO AND COMMUNICATION

Apple CarPlay [®] preparation ^{2,3,4}	■	■	■	■	■	■	■	■	■	■	■	■	■	■	■	■	■	■	■	■	■	■	■	■	■	■	■
BMW Emergency Call ⁴	■	■	■	■	■	■	■	■	■	■	■	■	■	■	■	■	■	■	■	■	■	■	■	■	■	■	■
BMW Navigation	■	■	■	■	■	■	■	■	■	■	■	■	■	■	■	■	■	■	■	■	■	■	■	■	■	■	■
BMW Online Services ^{2,5}	■	■	■	■	■	■	■	■	■	■	■	■	■	■	■	■	■	■	■	■	■	■	■	■	■	■	■
BMW TeleServices ⁴	■	■	■	■	■	■	■	■	■	■	■	■	■	■	■	■	■	■	■	■	■	■	■	■	■	■	■
Connected eDrive Services ^{2,6}	-	-	-	-	-	-	-	-	■	■	■	-	-	-	-	-	-	-	-	-	-	-	-	-	-	-	
Loudspeaker system – harman/kardon	□	□	□	□	□	□	□	□	□	□	□	□	□	□	□	□	□	□	□	□	□	□	□	□	□	□	□
Real Time Traffic Information (RTTI) ^{2,5}	■	■	■	■	■	■	■	■	■	■	■	■	■	■	■	■	■	■	■	■	■	■	■	■	■	■	■
Remote Services ^{2,4}	■	■	■	■	■	■	■	■	-	-	-	■	■	■	■	■	■	■	■	■	■	■	■	■	■	■	■

Not with = these options are not available for ordering together. * = BMW 2 Series Active Tourer models only. ¹ = Standard for Gran Tourer models. ² = Requires a free BMW ConnectedDrive account. ³ = Compatibility and functions may vary due to the model year of the iPhone[®] and the version of software installed on it. Functions using a data connection will use data from the SIM card in the iPhone[®]. Additional data charges may be applied by the mobile network provider.

⁴ = Available and active without runtime limitations. Usage cannot be guaranteed permanently due to potential future technical developments (e.g. of the Service availability and/or Smartphone compatibility/operating systems).

⁵ = Active for 3 years, renewable thereafter. ⁶ = Features the full functionality of Remote Services, available and active without runtime limitations.

■ Standard equipment □ Optional equipment - Not available



Z18i SE	Z18i Sport	Z18i Luxury	Z18i M Sport	Z20i SE*	Z20i Sport	Z20i Luxury	Z20i M Sport	Z25xe Sport**	Z25xe Luxury*	Z25xe M Sport*	Z16d SE	Z16d Sport	Z16d Luxury	Z16d M Sport	Z18d SE	Z18d Sport	Z18d Luxury	Z18d M Sport	Z20d SE*	Z20d Sport	Z20d Luxury	Z20d M Sport	Z20d xDrive SE*	Z20d xDrive Sport	Z20d xDrive Luxury	Z20d xDrive M Sport
---------	------------	-------------	--------------	----------	------------	-------------	--------------	---------------	---------------	----------------	---------	------------	-------------	--------------	---------	------------	-------------	--------------	----------	------------	-------------	--------------	-----------------	-------------------	--------------------	---------------------

LIGHT ALLOY WHEELS

	16" V-spoke style 471	■	-	-	-	■	-	-	-	-	■	-	-	-	■ ¹	-	-	-	-	■	-	-	-	■	-	-	-
	17" Double-spoke style 549	-	■	-	-	-	■	-	-	■	-	-	-	-	-	■	-	-	-	-	■	-	-	■	-	-	-
	17" Multi-spoke style 546	□	-	-	-	□	-	-	-	-	□	-	-	-	-	□	-	-	-	□	-	-	-	□	-	-	-
	17" Multi-spoke style 547	-	-	■	-	-	-	■	-	-	■	-	-	-	-	-	■	-	-	-	-	■	-	-	-	■	-
	18" M Double-spoke style 486	-	-	-	■	-	-	-	■	-	-	-	-	■	-	-	-	-	■	-	-	-	■	-	-	-	■
	18" Star-spoke style 512	-	□	□	-	-	□	□	-	□	□	-	□	□	-	-	□	□	-	-	□	□	-	-	□	□	-

See [Wheels & Tyres](#) for further details. BMW Winter Tyre Packages are available on the BMW 2 Series Active Tourer and Gran Tourer. Please contact your local BMW Retailer for more information. * = BMW 2 Series Active Tourer models only.
¹ = Available for BMW Active Tourer models only. ² = Available for BMW Gran Tourer models only.

■ Standard equipment □ Optional equipment - Not available



READY TO TAKE THE NEXT STEP?