



THE X2

THE BMW X2

RETURN BY CLICKING [🏠](#)
SELECT A TOPIC BELOW TO EXPLORE:



FEATURED MODEL. BMW X2 xDRIVE20d M SPORT X:

BMW TwinPower Turbo four-cylinder diesel engine, 190hp (140kW), 20" M light alloy Double-spoke style 717 M wheels, Galvanic Gold metallic paint, Sport seats with Dakota leather in Black with Grey stitching, Aluminium Hexagon interior trim in Anthracite with Pearl Chrome finisher.

Content correct at time of publishing (as of July 2020). Prices and technical data subject to change. The models shown on these pages may feature optional equipment. Standard equipment may also vary depending on engine variant. For further details, please contact your local BMW Retailer.



I WANT IT ALL.

AND MORE.

BE THE ONE WHO DARES.



"THE BMW X2 IS AN SUV THAT BUCKS CONVENTION WITH ITS SPORTY LOOKS AND LOW-SLUNG SEAT POSITION."

Auto Express, August 2019

[Read the full review](#)



EURO NCAP RATING

[See results](#)

M35i.



The BMW X2 M35i model is shown above in Black Sapphire metallic paint.

■ Standard equipment □ Optional equipment

M35i.



In addition / replacement to M Sport models

EXTERIOR

- 20" M Double-spoke style 721 M wheels with run-flat tyres
- M Sport aerodynamic bodystyling, including the following M35i-specific features:
 - Air inlets, left and right, Cerium Grey
 - Kidney grille frames, Cerium Grey
 - Mirror caps, Cerium Grey
 - M designation, Cerium Grey
- Exhaust tailpipe – Cerium Grey, twin, round, left and right split

INTERIOR

- M Sport multi-function leather steering wheel with gearshift paddles
- M seat belts
- Door sill finishers with M35i designation, front

SAFETY & TECHNOLOGY

- Eight-speed Sport automatic transmission with electronic selector function
- M Sport suspension with M35i-specific setup
- M Sport braking system
- M Sport steering with M35i-specific setup
- Instrument cluster with Black optic display:
 - Superimposed dials
 - 5.7" colour display with M35i designation
- Engine cover with M Performance designation



The BMW X2 M35i model is shown above in Black Sapphire metallic paint.

■ Standard equipment □ Optional equipment

M SPORT X.



The BMW X2 M Sport X model is shown above in Galvanic Gold metallic paint with optional 20" M Double-spoke style 717 M wheels.

■ Standard equipment □ Optional equipment

M SPORT X.

In addition / replacement to M Sport models

EXTERIOR

- 19" M light alloy Y-spoke style 722 M wheels
- Roof rails, Satin Aluminium
- M Sport X aerodynamic bodystyling, including:
 - Front bumper, rear bumper and side sill covers with exclusive M Sport X design in body colour with inserts in Frozen Grey
 - Wheel arch trims and door cladding in Frozen Grey
- Exterior trim, Satin Aluminium

INTERIOR

- Interior trim, Aluminium Hexagon in Anthracite



M SPORT & SPORT.



The BMW X2 M Sport model is shown above in Misano Blue metallic paint with optional 20" M Double-spoke style 716 M wheels.

■ Standard equipment □ Optional equipment

M SPORT & SPORT.

M SPORT.

In addition / replacement to Sport models

EXTERIOR

- 19" M light alloy Double-spoke style 715 M wheels
- M Sport aerodynamic bodystyling, including:
 - Front bumper, rear bumper and side sill covers with exclusive M Sport design in body colour with inserts in Dark Shadow
 - Wheel arch trims and door cladding in body colour
- M rear spoiler
- M logo designation, side – Chrome

INTERIOR

- M Sport multi-function leather steering wheel
- Seat heating, front
- Floor mats with Black surround and M flag detail on front mats
- Interior trim, Aluminium Hexagon with Estoril Blue finisher
- Headlining, Anthracite
- Dakota leather upholstery with perforation and contrast stitching
- Door sill finishers with M designation, front

SAFETY & TECHNOLOGY

- M Sport suspension
- Remote key with M-specific detailing

SPORT.

In addition / replacement to SE models

EXTERIOR

- 18" light alloy Double-spoke style 578 wheels
- Exterior trim, High-gloss Shadowline
- Roof trims in body colour

INTERIOR

- Sport seats, front
- Floor mats with contrasting surround to match stitching on dashboard and centre console
- Ambient LED lighting
- Interior trim, High-gloss Black with Pearl Chrome finisher
- Race cloth upholstery in Anthracite with Grey highlight
- Contrast stitching on centre console and mid-section of dashboard to match upholstery seam



SE.



The BMW X2 SE model is shown above in Phytonic Blue metallic paint with optional 17" Double-spoke style 564 wheels.

■ Standard equipment □ Optional equipment

SE.

EXTERIOR

- 17" light alloy V-spoke style 560 wheels
- Exhaust tailpipe, dual with Chrome finisher
- Kidney grille, Chrome with 16 High-gloss Black vertical bars

INTERIOR

- Sport multi-function leather steering wheel, three-spoke
- Air conditioning, automatic with two-zone control
- Extended Storage
- Floor mats, velour
- Interior trim, Oxide Silver with Black, High-gloss finisher
- Grid cloth upholstery
- Rear-view mirror, automatically dimming

SAFETY & TECHNOLOGY

- LED headlights with extended contents
- Active Guard
- Drive Performance Control with ECO PRO, Comfort and Sport modes
- xDrive intelligent four-wheel drive system (excluding sDrive)
- Park Distance Control (PDC), rear
- Cruise Control with braking function
- Rain sensor with automatic headlight activation
- Automatic tailgate
- Eight-speed sport automatic transmission (xDrive20d / xDrive20i only)
- Seven-speed Sport Dual-clutch automatic transmission (sDrive20i only)

AUDIO & COMMUNICATION


- Apple CarPlay® Preparation
- BMW ConnectedDrive Services, comprising:
 - BMW Emergency Call
 - BMW Navigation system with 8.8" screen
 - BMW iDrive 6 System (iD6)
 - BMW Online Services (includes BMW Apps)
 - BMW TeleServices
 - Real Time Traffic Information (RTTI)
 - Remote Services
- Bluetooth hands-free facility with USB audio interface
- DAB digital radio



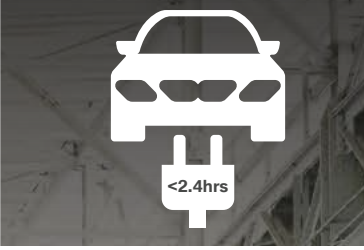
THE NEW BMW X2 xDRIVE25e.

Featuring innovative BMW eDrive and EfficientDynamics technologies, the new BMW X2 xDrive25e provides impressive levels of performance and efficiency. Offering the best of both worlds, this Plug-in Hybrid Electric Vehicle (PHEV) combines a powerful petrol engine with an electric motor that is powered by a lithium-ion battery, overall providing an exceptionally pure electric driving range with the flexibility of a combustion engine. The new BMW X2 xDrive25e is everything you would expect from a BMW and more, with electrifying driving pleasure, this represents the future of the Ultimate Driving Machine.


The new BMW X2 xDrive25e – plug into the future today.



Pure electric range of 51-53km*



Charging time 0-80% in <2.4 hours (based on a current of 16A)^



Low CO₂ emissions from 41-38g/km*



The new BMW X2 xDrive25e M Sport X is shown above in Phytonic Blue metallic paint with optional 19" M light alloy Y-spoke style 722 M wheels with Performance tyres. ^ = Dependent on the local electricity infrastructure. Charging time corresponds to a charge of 80% of maximum capacity and based on a single-phase supply current of max 32A. * = These figures were obtained using a combination of battery power and fuel. The new BMW X2 xDrive25e M Sport X is a Plug-in Hybrid Electric Vehicle requiring mains electricity for charging. Figures shown are for comparability purposes. Only compare fuel consumption, CO₂ and electric range figures with other cars tested to the same technical procedures. These figures may not reflect real life driving results, which will depend upon a number of factors including, accessories fitted (post-registration), variations in weather, driving styles and vehicle load. The CO₂ figures have been determined according to the WLTP test. The CO₂ figures were previously based on the NEDC equivalent.



[Click here](#) to discover the key benefits of the BMW PHEV range.

■ Standard equipment □ Optional equipment

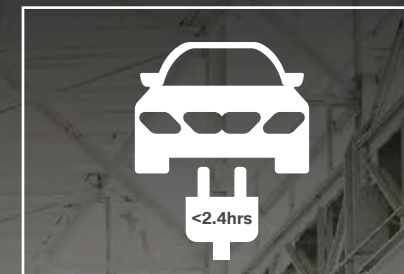
THE NEW BMW X2 xDRIVE25e.

Featuring innovative BMW eDrive and EfficientDynamics technologies, the new BMW X2 xDrive25e provides impressive levels of performance and efficiency. Offering the best of both worlds, this Plug-in Hybrid Electric Vehicle (PHEV) combines a powerful petrol engine with an electric motor that is powered by a lithium-ion battery, overall providing an exceptionally pure electric driving range with the flexibility of a combustion engine. The new BMW X2 xDrive25e is everything you would expect from a BMW and more, with electrifying driving pleasure, this represents the future of the Ultimate Driving Machine.


The new BMW X2 xDrive25e – plug into the future today.



Pure electric range of 51-53km*



Charging time 0-80% in <2.4 hours (based on a current of 16A)^



Low CO₂ emissions from 41-38g/km*

In addition / replacement to SE models

EXTERIOR

- eDrive exterior sound
- Illuminated charging socket with visual display of charge status

INTERIOR

- Pre-conditioning of interior via BMW Remote app or setting time within iDrive menu
- eDrive-specific displays in instrument cluster

SAFETY & TECHNOLOGY

- xDrive electric drive, after activation of the electric motor
- eDrive Button activates AUTO eDrive, MAX eDrive and SAVE BATTERY modes
- BMW TwinPower Turbo three-cylinder petrol engine
 - Double VANOS
 - High-precision injection

BATTERY & CHARGING

- AC Fast charge cable
- Charger Cable, 5 metres in length
- Connected eDrive Services
- Lithium-ion high-voltage battery



The new BMW X2 xDrive25e M Sport X is shown above in Phytonic Blue metallic paint with optional 19" M light alloy Y-spoke style 722 M wheels with Performance tyres. ^ = Dependent on the local electricity infrastructure. Charging time corresponds to a charge of 80% of maximum capacity and based on a single-phase supply current of max 32A. * = These figures were obtained using a combination of battery power and fuel. The new BMW X2 xDrive25e M Sport X is a Plug-in Hybrid Electric Vehicle requiring mains electricity for charging. Figures shown are for comparability purposes. Only compare fuel consumption, CO₂ and electric range figures with other cars tested to the same technical procedures. These figures may not reflect real life driving results, which will depend upon a number of factors including, accessories fitted (post-registration), variations in weather, driving styles and vehicle load. The CO₂ figures have been determined according to the WLTP test. The CO₂ figures were previously based on the NEDC equivalent.



[Click here](#) to discover the key benefits of the BMW PHEV range.


■ Standard equipment □ Optional equipment

EXTERIOR COLOURS.


ALL MODELS.




Non-metallic Alpine White



Metallic Black Sapphire



Metallic Sunset Orange




Metallic Mineral Grey

EXCLUSIVELY FOR SE & SPORT MODELS.



Non-metallic Jet Black




Metallic Mineral White




Metallic Glacier Silver

EXCLUSIVELY FOR SE, SPORT, M SPORT X & M35i MODELS.



Metallic Phytonic Blue

EXCLUSIVELY FOR M SPORT, M SPORT X & M35i MODELS.



Metallic Misano Blue



Metallic Galvanic Gold



Metallic Storm Bay

UPHOLSTERY & INTERIOR TRIMS.

CLOTH.



Grid cloth in Anthracite
Available with
■ SE



Race cloth in Anthracite with Grey highlight
Available with
■ Sport

TRIGON CLOTH / ALCANTARA.



Trigon cloth and Alcantara combination in Anthracite¹
Available with
□ M35i

LEATHER.



Dakota leather in Black with Grey stitching
Available with
□ SE
□ Sport
■ M Sport
■ M Sport X
■ M35i²



Dakota leather in Mocha with Walnut stitching
Available with
□ SE
□ Sport
■ M Sport
■ M Sport X
■ M35i



Dakota leather in Oyster with Grey stitching
Available with
□ SE
□ Sport
■ M Sport
■ M Sport X
■ M35i



Dakota leather in Magma Red with Grey stitching
Available with
□ Sport
■ M Sport
■ M Sport X
■ M35i²



Dakota leather in Black with Blue stitching
Available with
■ M Sport
■ M Sport X
■ M35i

INTERIOR TRIMS.



Oxide Silver with High-gloss Black finisher
Available with
■ SE



Aluminium Hexagon in Anthracite with Pearl Chrome finisher
Available with
□ M Sport
■ M Sport X
□ M35i



Fine Oak Matt wood with Pearl Chrome finisher
Available with
□ Sport
□ M Sport
□ M Sport X
□ M35i




Aluminium Hexagon with Estoril Blue finisher
Available with
■ M Sport
□ M Sport X
■ M35i



Fineline Stream wood with Pearl Chrome finisher
Available with
□ Sport
□ M Sport
□ M Sport X
□ M35i



High-gloss Black with Pearl Chrome finisher
Available with
■ Sport
□ M Sport
□ M Sport X
□ M35i



Brushed Aluminium with Pearl Chrome finisher
Available with
□ Sport
□ M Sport
□ M Sport X
□ M35i

PACKAGES.

Optional packages offer an attractive combination of the most popular options at a reduced (combined) cost and will enhance any journey in the BMW X2.

COMFORT PACK.

- Lumbar support, driver and front passenger
- Seat adjustment – front, electric with driver memory
- Steering wheel heating



DRIVER PACK.

- Driving Assistant
 - City Collision Mitigation
 - Forward Collision Warning
 - High-beam Assistant
 - Lane Departure Warning
 - Preventive Pedestrian Protection
 - Park Assist
 - Park Distance Control (PDC), front and rear
- Alternative to Driving Assistant:
- Driving Assistant Plus
 - Camera-based Cruise Control with Stop&Go function
 - Traffic Jam Assist



TECH PACK.

- BMW Navigation Plus
- Enhanced Bluetooth with wireless charging
- Head-up Display



VISION PACK.

- Exterior mirrors – electrically folding with anti-dazzle
- Reversing Assist camera



M35i PLUS PACK.

- Loudspeaker system – harman/kardon
- M Sport seats, front
- Sun protection glass

Only available with M35i models.



M SPORT X PLUS PACK.

- 20" M light alloy Double-spoke style 717 M wheels with run-flat tyres
- Extended lighting
- Loudspeaker system – harman/kardon
- Sun protection glass

Only available with M Sport X models.



M SPORT PLUS PACK.

- 20" M light alloy Double-spoke style 716 M wheels with run-flat tyres
- Extended lighting
- Loudspeaker system – harman/kardon
- Sun protection glass

Only available with M Sport models.



SPORT PLUS PACK.

- 19" light alloy wheels Y-spoke style 511 wheels
- Extended lighting
- Loudspeaker system – harman/kardon
- Sun protection glass

Only available with Sport models.

OPTIONAL EQUIPMENT HIGHLIGHTS.

SUN PROTECTION GLASS.

The sun protection glass for the rear window and tinted rear side windows reduces unwanted warming of the interior.

Also included in the Sport Plus Pack, M Sport Plus Pack, M Sport X Plus Pack and M35i Plus Pack.



TOWBAR, DETACHABLE.

The towbar with electrically adjustable tow ball and trailer stability control is approved for heavy loads of up to 2,000kg.

Not available with M35i models.



EXTERIOR TRIM, HIGH-GLOSS SHADOWLINE.

High-gloss Shadowline exterior trim features numerous design details in Black High-gloss to boost the vehicle's athletic and elegant character.

Standard with Sport, M Sport and M35i models. Optional with M Sport X models. Not available with SE models.



PANORAMIC GLASS SUNROOF.

When open, the electric panoramic glass roof provides a great deal of fresh air. Closed, it creates a bright, light-flooded atmosphere in the interior. It opens and closes completely automatically at the push of a button, or remotely, and is equipped with slide and lift functions, a roller sunblind and wind deflector.



EXTERIOR TRIM, SATIN ALUMINIUM.

Exterior trim finished in Satin Aluminium trim includes window recess covers, window-frame surround and embellisher surround on C-pillar.

Standard with M Sport X models. Optional with Sport, M Sport and M35i models. Not available with SE models.



EIGHT-SPEED SPORT AUTOMATIC TRANSMISSION.

The eight-speed Sport automatic transmission offers sporty gear changes, whether automatic or manual, using gearshift paddles or gear lever.

Standard with xDrive20i, xDrive20d and M35i models. Optional with sDrive18d and xDrive18d models.



COMFORT ACCESS.

Comfort Access allows keyless entry to the vehicle via both the driver and passenger doors as well as the bootlid.



ADAPTIVE SUSPENSION.

The Adaptive suspension with a lowering of 10mm makes it possible to adjust the damper characteristics to suit the driving situation and combines ride comfort and driving dynamics with the best possible safety. The driver can choose between the standard Comfort mode or the Sport mode.

Only with M Sport and M Sport X models.



WHEELS & TYRES.

20" M LIGHT ALLOY DOUBLE-SPOKE STYLE 721 M WHEELS, ORBIT GREY.

20" M light alloy Double-spoke style 721 M wheels in Orbit Grey, 8J x 20 with 225/40 R20 run-flat tyres.

Standard on M35i models.



19" M LIGHT ALLOY DOUBLE-SPOKE STYLE 715 M WHEELS, ORBIT GREY.

19" M light alloy Double-spoke style 715 M wheels in Orbit Grey, 8J x 19 with 225/45 R19 tyres.

Standard on M Sport models. Optionally available with Performance tyres.



20" M LIGHT ALLOY DOUBLE-SPOKE STYLE 717 M WHEELS, ORBIT GREY MATT.

20" M light alloy Double-spoke style 717 M wheels in Orbit Grey Matt, 8J x 20 with 225/40 R20 run-flat tyres.

Optional on M Sport X models.



17" LIGHT ALLOY V-SPOKE STYLE 560 WHEELS, REFLEX SILVER.

17" light alloy V-spoke style 560 wheels in Reflex Silver, 7.5J x 17 with 225/55 R17 tyres.

Standard on SE models.



20" M LIGHT ALLOY DOUBLE-SPOKE STYLE 716 M WHEELS.

20" M light alloy Double-spoke style 716 M wheels, 8J x 20 with 225/45 run-flat tyres.

Optional on M Sport models.



18" LIGHT ALLOY Y-SPOKE STYLE 566 WHEELS, FERRIC GREY.

18" light alloy Y-spoke style 566 wheels in Ferric Grey, 7.5J x 18 with 225/50 R18 tyres.

Optional on Sport models.



WHEELS & TYRES.

19" LIGHT ALLOY Y-SPOKE STYLE 511 WHEELS, ORBIT GREY.

19" light alloy Y-spoke style 511 wheels in Orbit Grey, 8J x 19 with 225/45 R19 tyres.

Optional on Sport models. Optionally available with Performance tyres.



19" M LIGHT ALLOY Y-SPOKE STYLE 722 M WHEELS, ORBIT GREY.

19" M light alloy Y-spoke style 722 M wheels in Orbit Grey, 8J x 19 with 225/45 R19 tyres.

Standard on M Sport X models. Optionally available with Performance tyres.



17" LIGHT ALLOY DOUBLE-SPOKE STYLE 564 WHEELS, REFLEX SILVER.

17" light alloy Double-spoke style 564 wheels in Reflex Silver, 7.5J x 17 with 225/55 R17 tyres.

Optional on SE models.



18" LIGHT ALLOY Y-SPOKE STYLE 579 WHEELS, BICOLOUR ORBIT GREY.

18" light alloy Y-spoke style 579 wheels in Bicolour Orbit Grey, 7.5J x 18, 225/50 R18 tyres.

Optional on Sport models.



18" LIGHT ALLOY DOUBLE-SPOKE STYLE 578 WHEELS, JET BLACK.

18" light alloy Double-spoke style 578 wheels in Jet Black, 7.5J x 18 with 225/50 R18 tyres.

Standard on Sport models.



GENUINE BMW ACCESSORIES.

COMPACT REAR BIKE CARRIER.

Compact Rear Bike Carrier is light, yet stable and has a maximum load capacity of up to 60kg. It can be quickly and securely attached to the towbar and can accommodate two bicycles/e-bikes. Once folded, the cycle carrier can be stored in the luggage compartment tray away from spray and crash-safe.



BMW ROOF BOX 420 IN BLACK WITH TITANIUM SILVER SIDE PANELS.

The modern roof box in black with titanium silver side panels has a capacity of 420 litres and is compatible with all BMW roof rack systems. Due to the fact that it can be opened from both sides and has triple central locking on each side it is convenient to load and lock for theft protection.



18" ALLOY Y-SPOKE STYLE 566 WHEELS, BLACK.

The high-quality 18" alloy Y-spoke style 566 wheels are designed in Black and lend the vehicle a very sporty appearance. TPMS summer complete wheel with run-flat tyre, wheel size 7.5J x 18 with tyre size 225/50 R18 95W RSC.



ADVANCED CAR EYE 2.0.

The highly sensitive full-HD Advanced Car Eye 2.0 records automatically in order to capture events as seen from the vehicle, even when it is parked.



FITTED LUGGAGE COMPARTMENT MAT.

The durable, anti-slip, water-resistant fitted mat with raised borders on all sides protects the luggage compartment from dirt and moisture. Finished in black with an X2 inlay it perfectly complements the interior.



TRAVEL & COMFORT SYSTEM UNIVERSAL HOLDER WITH TABLET SAFETY CASE.

The Travel & Comfort System Universal Holder with Tablet Safety Case allows rear seat passengers to easily use their tablet within the car. Available for a range of tablets.



TECHNICAL INFORMATION.

PETROL & PLUG-IN HYBRID ELECTRIC VEHICLES



| | sDrive18i SE | sDrive18i Sport | sDrive18i M Sport | sDrive18i M Sport X | sDrive20i SE | sDrive20i Sport | sDrive20i M Sport | sDrive20i M Sport X | xDrive20i SE | xDrive20i Sport | xDrive20i M Sport | xDrive20i Sport | xDrive25e Sport | xDrive25e M Sport | xDrive25e M Sport X | M35i |
|--|--------------|-----------------|-------------------|---------------------|--------------|-----------------|-------------------|---------------------|--------------|-----------------|-------------------|-----------------|-----------------|-------------------|---------------------|------|
|--|--------------|-----------------|-------------------|---------------------|--------------|-----------------|-------------------|---------------------|--------------|-----------------|-------------------|-----------------|-----------------|-------------------|---------------------|------|

| | | | | | | | | | | | | | | | | |
|--|--------------------------|--------------------------|--------------------------|--------------------------|-------------|-------------|-------------|-------------|-------------|-------------|-------------|-------------|------------------|------------------|------------------|-------------|
| Power output (hp) | 140 | 140 | 140 | 140 | 192 | 192 | 192 | 192 | 192 | 192 | 192 | 192 | 220 [^] | 220 [^] | 220 [^] | 306 |
| 0-62mph / 0-100km/h (secs) | 9.6 (9.6) | 9.6 (9.6) | 9.6 (9.6) | 9.6 (9.6) | (7.7) | (7.7) | (7.7) | (7.7) | (7.4) | (7.4) | (7.4) | (7.4) | (6.8) | (6.8) | (6.8) | (4.9) |
| Fuel consumption – combined (mpg)* | 42.2-43.5 (41.5-42.2) | 39.2-42.8 (38.7-42.2) | 38.7-41.5 (38.2-40.9) | 39.2-43.5 (38.2-42.2) | (40.4-41.5) | (37.7-40.9) | (37.7-40.4) | (37.7-41.5) | (38.2-39.2) | (35.8-38.7) | (35.3-37.7) | (35.8-39.2) | (156.9-166.2)** | (156.9)** | (156.9-166.2)** | (33.6-34.4) |
| Fuel consumption – combined (l/100km)* | 6.7-6.5 (6.8-6.7) | 7.2-6.6 (7.3-6.7) | 7.3-6.8 (7.4-6.9) | 7.2-6.5 (7.4-6.7) | (7.0-6.8) | (7.5-6.9) | (7.5-7.0) | (7.5-6.8) | (7.4-7.2) | (7.9-7.3) | (8.0-7.5) | (8.0-7.2) | (1.8-1.7)** | (1.8)** | (1.8-1.7)** | (8.4-8.2) |
| CO ₂ emissions – combined (g/km)* | 152-148 (155-151) | 163-150 (166-153) | 165-154 (168-157) | 164-148 (167-151) | (158-154) | (169-155) | (171-160) | (170-154) | (168-164) | (180-165) | (182-170) | (181-164) | (41-39) | (41-40) | (41-38) | (189-187) |
| Electric energy consumption – weighted combined (miles/kWh)* | - | - | - | - | - | - | - | - | - | - | - | - | (4.1) | (4.1) | (4.1-4.2) | - |
| Electric energy consumption – weighted combined (km/kWh)* | - | - | - | - | - | - | - | - | - | - | - | - | (15.1-15.0) | (15.1-15.0) | (15.1-14.9) | - |
| Equivalent all-electric range (miles)* | - | - | - | - | - | - | - | - | - | - | - | - | (31.7-32.3) | (31.7-32.3) | (31.7-32.9) | - |
| Equivalent all-electric range (km)* | - | - | - | - | - | - | - | - | - | - | - | - | (51.0-52.0) | (51.0-52.0) | (51.0-53.0) | - |

- = Not available Figures in () apply to cars with automatic transmission. * = Figures shown are for comparability purposes. Only compare fuel consumption, CO₂ and electric range figures with other cars tested to the same technical procedures. These figures may not reflect real life driving results, which will depend upon a number of factors including the starting charge of the battery, accessories fitted (post-registration), variations in weather, driving styles and vehicle load. The CO₂ figures shown above have been determined according to the WLTP test. The CO₂ figures were previously based on the NEDC equivalent. ** = Figures are weighted combined. ^ = Combined power from Petrol and Electric engines.

TECHNICAL INFORMATION.

DIESEL



| | | | | | | | | | | | |
|--------------|-----------------|-------------------|---------------------|--------------|-----------------|-------------------|---------------------|--------------|-----------------|-------------------|---------------------|
| sDrive18d SE | sDrive18d Sport | sDrive18d M Sport | sDrive18d M Sport X | xDrive18d SE | xDrive18d Sport | xDrive18d M Sport | xDrive18d M Sport X | xDrive20d SE | xDrive20d Sport | xDrive20d M Sport | xDrive20d M Sport X |
|--------------|-----------------|-------------------|---------------------|--------------|-----------------|-------------------|---------------------|--------------|-----------------|-------------------|---------------------|

| | | | | | | | | | | | | |
|--|--------------------------|--------------------------|--------------------------|--------------------------|--------------------------|--------------------------|--------------------------|--------------------------|-------------|-------------|-------------|-------------|
| Power output (hp) | 150 | 150 | 150 | 150 | 150 | 150 | 150 | 190 | 190 | 190 | 190 | |
| 0-62mph / 0-100km/h (secs) | 9.3 (9.3) | 9.3 (9.3) | 9.3 (9.3) | 9.3 (9.3) | 9.2 (9.4) | 9.2 (9.4) | 9.2 (9.4) | (7.7) | (7.7) | (7.7) | (7.7) | |
| Fuel consumption – combined (mpg)* | 54.3-55.4 (51.4-53.3) | 50.4-55.4 (47.9-52.3) | 50.4-53.3 (47.9-50.4) | 50.4-55.4 (47.9-52.3) | 50.4-51.4 (49.6-50.4) | 47.1-50.4 (46.3-50.4) | 46.3-49.6 (45.6-48.7) | 46.3-51.4 (46.3-50.4) | (49.6-50.4) | (46.3-49.6) | (45.6-48.7) | (46.3-48.7) |
| Fuel consumption – combined (l/100km)* | 5.2-5.1 (5.5-5.3) | 5.6-5.1 (5.9-5.4) | 5.6-5.3 (5.9-5.6) | 5.6-5.1 (5.9-5.4) | 5.6-5.5 (5.7-5.6) | 6.0-5.6 (6.1-5.6) | 6.1-5.7 (6.2-5.8) | 6.1-5.5 (6.1-5.6) | (5.7-5.6) | (6.1-5.7) | (6.2-5.8) | (6.1-5.8) |
| CO ₂ emissions – combined (g/km)* | 136-132 (143-140) | 146-134 (154-141) | 148-138 (155-145) | 147-133 (155-140) | 147-144 (149-146) | 158-146 (160-147) | 160-150 (162-152) | 159-144 (161-146) | (150-147) | (160-148) | (162-152) | (161-152) |

- = Not available Figures in () apply to cars with automatic transmission. * = Figures shown are for comparability purposes. Only compare fuel consumption, CO₂ and electric range figures with other cars tested to the same technical procedures. These figures may not reflect real life driving results, which will depend upon a number of factors including the starting charge of the battery, accessories fitted (post-registration), variations in weather, driving styles and vehicle load. The CO₂ figures shown above have been determined according to the WLTP test. The CO₂ figures were previously based on the NEDC equivalent.

OPTIONAL EQUIPMENT.



| | sDrive18i SE | sDrive18i Sport | sDrive18i M Sport | sDrive18i M Sport X | sDrive20i SE | sDrive20i Sport | sDrive20i M Sport | sDrive20i M Sport X | xDrive20i SE | xDrive20i Sport | xDrive20i M Sport | xDrive20i M Sport X | xDrive25e Sport | xDrive25e M Sport | xDrive25e M Sport X | M35i | sDrive18d SE | sDrive18d Sport | sDrive18d M Sport | sDrive18d M Sport X | xDrive18d SE | xDrive18d Sport | xDrive18d M Sport | xDrive18d M Sport X | xDrive20d SE | xDrive20d Sport | xDrive20d M Sport | xDrive20d M Sport X |
|--|--------------|-----------------|-------------------|---------------------|--------------|-----------------|-------------------|---------------------|--------------|-----------------|-------------------|---------------------|-----------------|-------------------|---------------------|------|--------------|-----------------|-------------------|---------------------|--------------|-----------------|-------------------|---------------------|--------------|-----------------|-------------------|---------------------|
|--|--------------|-----------------|-------------------|---------------------|--------------|-----------------|-------------------|---------------------|--------------|-----------------|-------------------|---------------------|-----------------|-------------------|---------------------|------|--------------|-----------------|-------------------|---------------------|--------------|-----------------|-------------------|---------------------|--------------|-----------------|-------------------|---------------------|

BMW EFFICIENT DYNAMICS

| | | | | | | | | | | | | | | | | | | | | | | | | | | | | |
|--|---|---|---|---|---|---|---|---|---|---|---|---|---|---|---|---|---|---|---|---|---|---|---|---|---|---|---|---|
| Aero Curtain | ■ | ■ | ■ | ■ | ■ | ■ | ■ | ■ | ■ | ■ | ■ | ■ | ■ | ■ | ■ | ■ | ■ | ■ | ■ | ■ | ■ | ■ | ■ | ■ | ■ | ■ | ■ | ■ |
| Auto Start-Stop | ■ | ■ | ■ | ■ | ■ | ■ | ■ | ■ | ■ | ■ | ■ | ■ | ■ | ■ | ■ | ■ | ■ | ■ | ■ | ■ | ■ | ■ | ■ | ■ | ■ | ■ | ■ | ■ |
| Brake Energy Regeneration | ■ | ■ | ■ | ■ | ■ | ■ | ■ | ■ | ■ | ■ | ■ | ■ | ■ | ■ | ■ | ■ | ■ | ■ | ■ | ■ | ■ | ■ | ■ | ■ | ■ | ■ | ■ | ■ |
| ECO PRO mode | ■ | ■ | ■ | ■ | ■ | ■ | ■ | ■ | ■ | ■ | ■ | ■ | ■ | ■ | ■ | ■ | ■ | ■ | ■ | ■ | ■ | ■ | ■ | ■ | ■ | ■ | ■ | ■ |
| Electric Power Steering (EPS) with Servotronic | ■ | ■ | ■ | ■ | ■ | ■ | ■ | ■ | ■ | ■ | ■ | ■ | ■ | ■ | ■ | ■ | ■ | ■ | ■ | ■ | ■ | ■ | ■ | ■ | ■ | ■ | ■ | ■ |
| Lightweight Engineering | ■ | ■ | ■ | ■ | ■ | ■ | ■ | ■ | ■ | ■ | ■ | ■ | ■ | ■ | ■ | ■ | ■ | ■ | ■ | ■ | ■ | ■ | ■ | ■ | ■ | ■ | ■ | ■ |
| Optimum Shift Indicator | ■ | ■ | ■ | ■ | ■ | ■ | ■ | ■ | ■ | ■ | ■ | ■ | ■ | ■ | ■ | ■ | ■ | ■ | ■ | ■ | ■ | ■ | ■ | ■ | ■ | ■ | ■ | ■ |
| Reduced rolling resistance tyres | ■ | ■ | ■ | ■ | ■ | ■ | ■ | ■ | ■ | ■ | ■ | ■ | ■ | ■ | ■ | ■ | ■ | ■ | ■ | ■ | ■ | ■ | ■ | ■ | ■ | ■ | ■ | ■ |

Individual BMW EfficientDynamics features may be excluded, depending on the optional equipment chosen. Your BMW Retailer will be pleased to provide you with more information.

PAINTWORK

| | | | | | | | | | | | | | | | | | | | | | | | | | | | | |
|--|---|---|---|---|---|---|---|---|---|---|---|---|---|---|---|---|---|---|---|---|---|---|---|---|---|---|---|---|
| Non-metallic Available in Alpine White or Jet Black ¹ | ■ | ■ | ■ | ■ | ■ | ■ | ■ | ■ | ■ | ■ | ■ | ■ | ■ | ■ | ■ | ■ | ■ | ■ | ■ | ■ | ■ | ■ | ■ | ■ | ■ | ■ | ■ | ■ |
| Metallic Available in Black Sapphire, Galvanic Gold ² , Glacier Silver ¹ , Mineral Grey, Mineral White ¹ , Misano Blue ² , Phytomic Blue ³ , Storm Bay ² or Sunset Orange | □ | □ | □ | □ | □ | □ | □ | □ | □ | □ | □ | □ | □ | □ | □ | □ | □ | □ | □ | □ | □ | □ | □ | □ | □ | □ | □ | □ |

UPHOLSTERY

| | | | | | | | | | | | | | | | | | | | | | | | | | | | |
|--|---|---|---|---|---|---|---|---|---|---|---|---|---|---|---|---|---|---|---|---|---|---|---|---|---|---|---|
| Grid cloth Available in Anthracite | ■ | - | - | - | ■ | - | - | - | ■ | - | - | - | - | - | - | - | ■ | - | - | - | ■ | - | - | - | - | - | - |
| Race cloth Available in Anthracite with Grey highlight | - | ■ | - | - | - | ■ | - | - | - | ■ | - | - | ■ | - | - | - | - | ■ | - | - | - | ■ | - | - | - | - | - |
| Trigon Cloth / Alcantara in Anthracite Available in Trigon cloth / Alcantara in Anthracite Only with M Sport seats, front | - | - | - | - | - | - | - | - | - | - | - | - | - | - | - | - | □ | - | - | - | - | - | - | - | - | - | - |
| Dakota leather with perforation and contrast stitching – SE models Available in Black with Grey stitching, Mocha with Walnut stitching or Oyster with Grey stitching | □ | - | - | - | □ | - | - | - | □ | - | - | - | - | - | - | - | □ | - | - | - | □ | - | - | - | □ | - | - |
| – Sport models Available in Black with Grey stitching, Magma Red with Grey stitching, Mocha with Walnut stitching or Oyster with Grey stitching | - | □ | - | - | - | □ | - | - | - | □ | - | - | - | - | - | - | - | □ | - | - | - | □ | - | - | - | - | - |
| – M Sport / M Sport X / M35i models Available in Black with Blue stitching, Black with Grey stitching, Magma Red with Grey stitching, Mocha with Walnut stitching or Oyster with Grey stitching | - | - | ■ | ■ | - | - | ■ | ■ | - | - | ■ | ■ | - | ■ | ■ | ■ | - | - | ■ | ■ | - | - | ■ | ■ | - | - | ■ |
| – M35i models Available in Black with Grey stitching or Magma Red with Grey stitching Only with M Sport seats, front | - | - | - | - | - | - | - | - | - | - | - | - | - | - | - | - | □ | - | - | - | - | - | - | - | - | - | - |

Not with = these options are not available for ordering together ¹ = Not available for M Sport, M Sport X or M35i models. ² = Exclusively available for M Sport, M Sport X and M35i models. ³ = Not available for M Sport models.

■ Standard equipment □ Optional equipment - Not available



| | sDrive18i SE | sDrive18i Sport | sDrive18i M Sport | sDrive18i M Sport X | sDrive20i SE | sDrive20i Sport | sDrive20i M Sport | sDrive20i M Sport X | xDrive20i SE | xDrive20i Sport | xDrive20i M Sport | xDrive20i M Sport X | xDrive25e Sport | xDrive25e M Sport | xDrive25e M Sport X | M35i | sDrive18d SE | sDrive18d Sport | sDrive18d M Sport | sDrive18d M Sport X | xDrive18d SE | xDrive18d Sport | xDrive18d M Sport | xDrive18d M Sport X | xDrive20d SE | xDrive20d Sport | xDrive20d M Sport | xDrive20d M Sport X |
|--|--------------|-----------------|-------------------|---------------------|--------------|-----------------|-------------------|---------------------|--------------|-----------------|-------------------|---------------------|-----------------|-------------------|---------------------|------|--------------|-----------------|-------------------|---------------------|--------------|-----------------|-------------------|---------------------|--------------|-----------------|-------------------|---------------------|
|--|--------------|-----------------|-------------------|---------------------|--------------|-----------------|-------------------|---------------------|--------------|-----------------|-------------------|---------------------|-----------------|-------------------|---------------------|------|--------------|-----------------|-------------------|---------------------|--------------|-----------------|-------------------|---------------------|--------------|-----------------|-------------------|---------------------|

PACKAGES

Packages provide an intelligent selection of individual options at a lower combined price, as well as contributing to the resale value of the vehicle. Further options can still be specified even when a package is chosen.

| | | | | | | | | | | | | | | | | | | | | | | | | | | | | | |
|--|--------------------------|--------------------------|--------------------------|--------------------------|--------------------------|--------------------------|--------------------------|--------------------------|--------------------------|--------------------------|--------------------------|--------------------------|--------------------------|--------------------------|--------------------------|--------------------------|--------------------------|--------------------------|--------------------------|--------------------------|--------------------------|--------------------------|--------------------------|--------------------------|--------------------------|--------------------------|--------------------------|--------------------------|--------------------------|
| Comfort Pack Comprises: – Lumbar support, driver and front passenger ¹ – Seat adjustment – front, electric with driver memory – Steering wheel heating | <input type="checkbox"/> | <input type="checkbox"/> | <input type="checkbox"/> | <input type="checkbox"/> | <input type="checkbox"/> | <input type="checkbox"/> | <input type="checkbox"/> | <input type="checkbox"/> | <input type="checkbox"/> | <input type="checkbox"/> | <input type="checkbox"/> | <input type="checkbox"/> | <input type="checkbox"/> | <input type="checkbox"/> | <input type="checkbox"/> | <input type="checkbox"/> | <input type="checkbox"/> | <input type="checkbox"/> | <input type="checkbox"/> | <input type="checkbox"/> | <input type="checkbox"/> | <input type="checkbox"/> | <input type="checkbox"/> | <input type="checkbox"/> | <input type="checkbox"/> | <input type="checkbox"/> | <input type="checkbox"/> | <input type="checkbox"/> | <input type="checkbox"/> |
| Driver Pack Comprises: – Driving Assistant – Park Assist – Park Distance Control (PDC), front and rear Comprises: – City Collision Mitigation – Forward Collision Warning – High-beam Assistant – Lane Departure Warning – Preventive Pedestrian Protection | <input type="checkbox"/> | <input type="checkbox"/> | <input type="checkbox"/> | <input type="checkbox"/> | <input type="checkbox"/> | <input type="checkbox"/> | <input type="checkbox"/> | <input type="checkbox"/> | <input type="checkbox"/> | <input type="checkbox"/> | <input type="checkbox"/> | <input type="checkbox"/> | <input type="checkbox"/> | <input type="checkbox"/> | <input type="checkbox"/> | <input type="checkbox"/> | <input type="checkbox"/> | <input type="checkbox"/> | <input type="checkbox"/> | <input type="checkbox"/> | <input type="checkbox"/> | <input type="checkbox"/> | <input type="checkbox"/> | <input type="checkbox"/> | <input type="checkbox"/> | <input type="checkbox"/> | <input type="checkbox"/> | <input type="checkbox"/> | <input type="checkbox"/> |
| With Driving Assistant Plus instead of Driving Assistant | <input type="checkbox"/> | <input type="checkbox"/> | <input type="checkbox"/> | <input type="checkbox"/> | <input type="checkbox"/> | <input type="checkbox"/> | <input type="checkbox"/> | <input type="checkbox"/> | <input type="checkbox"/> | <input type="checkbox"/> | <input type="checkbox"/> | <input type="checkbox"/> | <input type="checkbox"/> | <input type="checkbox"/> | <input type="checkbox"/> | <input type="checkbox"/> | <input type="checkbox"/> | <input type="checkbox"/> | <input type="checkbox"/> | <input type="checkbox"/> | <input type="checkbox"/> | <input type="checkbox"/> | <input type="checkbox"/> | <input type="checkbox"/> | <input type="checkbox"/> | <input type="checkbox"/> | <input type="checkbox"/> | <input type="checkbox"/> | <input type="checkbox"/> |
| M35i Plus Pack – Loudspeaker system – harman/kardon – M Sport seats, front – Sun protection glass ¹ | - | - | - | - | - | - | - | - | - | - | - | - | - | - | - | <input type="checkbox"/> | - | - | - | - | - | - | - | - | - | - | - | - | |
| M Sport X Plus Pack Comprises: – 20" M light alloy Double-spoke style 717 M wheels with run-flat tyres – Extended lighting – Loudspeaker system – harman/kardon – Sun protection glass ¹ | - | - | - | <input type="checkbox"/> | - | - | - | <input type="checkbox"/> | - | - | - | <input type="checkbox"/> | - | - | - | - | - | - | - | <input type="checkbox"/> | - | - | - | <input type="checkbox"/> | - | - | - | <input type="checkbox"/> | |
| M Sport Plus Pack Comprises: – 20" M light alloy Double-spoke style 716 M wheels with run-flat tyres – Extended lighting – Loudspeaker system – harman/kardon – Sun protection glass ¹ | - | - | <input type="checkbox"/> | - | - | - | <input type="checkbox"/> | - | - | - | <input type="checkbox"/> | - | - | - | - | - | - | - | <input type="checkbox"/> | - | - | - | <input type="checkbox"/> | - | - | - | <input type="checkbox"/> | - | |
| Sport Plus Pack Comprises: – 19" light alloy wheels Y-spoke style 511 wheels – Extended lighting – Loudspeaker system – harman/kardon – Sun protection glass ¹ | - | <input type="checkbox"/> | - | - | - | <input type="checkbox"/> | - | - | - | <input type="checkbox"/> | - | - | - | - | - | - | - | <input type="checkbox"/> | - | - | - | <input type="checkbox"/> | - | - | - | <input type="checkbox"/> | - | - | |
| Tech Pack Comprises: – BMW Navigation Plus – Enhanced Bluetooth with wireless charging – Head-up Display | <input type="checkbox"/> | <input type="checkbox"/> | <input type="checkbox"/> | <input type="checkbox"/> | <input type="checkbox"/> | <input type="checkbox"/> | <input type="checkbox"/> | <input type="checkbox"/> | <input type="checkbox"/> | <input type="checkbox"/> | <input type="checkbox"/> | <input type="checkbox"/> | <input type="checkbox"/> | <input type="checkbox"/> | <input type="checkbox"/> | <input type="checkbox"/> | <input type="checkbox"/> | <input type="checkbox"/> | <input type="checkbox"/> | <input type="checkbox"/> | <input type="checkbox"/> | <input type="checkbox"/> | <input type="checkbox"/> | <input type="checkbox"/> | <input type="checkbox"/> | <input type="checkbox"/> | <input type="checkbox"/> | <input type="checkbox"/> | |
| Vision Pack Comprises: – Exterior mirrors – electrically folding with anti-dazzle – Reversing Assist camera Includes Electric folding exterior mirrors | <input type="checkbox"/> | <input type="checkbox"/> | <input type="checkbox"/> | <input type="checkbox"/> | <input type="checkbox"/> | <input type="checkbox"/> | <input type="checkbox"/> | <input type="checkbox"/> | <input type="checkbox"/> | <input type="checkbox"/> | <input type="checkbox"/> | <input type="checkbox"/> | <input type="checkbox"/> | <input type="checkbox"/> | <input type="checkbox"/> | <input type="checkbox"/> | <input type="checkbox"/> | <input type="checkbox"/> | <input type="checkbox"/> | <input type="checkbox"/> | <input type="checkbox"/> | <input type="checkbox"/> | <input type="checkbox"/> | <input type="checkbox"/> | <input type="checkbox"/> | <input type="checkbox"/> | <input type="checkbox"/> | <input type="checkbox"/> | |

¹ = Also available as a single cost option.



| | sDrive18i SE | sDrive18i Sport | sDrive18i M Sport | sDrive18i M Sport X | sDrive20i SE | sDrive20i Sport | sDrive20i M Sport | sDrive20i M Sport X | xDrive20i SE | xDrive20i Sport | xDrive20i M Sport | xDrive20i M Sport X | xDrive25e Sport | xDrive25e M Sport | xDrive25e M Sport X | M35i | sDrive18d SE | sDrive18d Sport | sDrive18d M Sport | sDrive18d M Sport X | xDrive18d SE | xDrive18d Sport | xDrive18d M Sport | xDrive18d M Sport X | xDrive20d SE | xDrive20d Sport | xDrive20d M Sport | xDrive20d M Sport X |
|--|--------------|-----------------|-------------------|---------------------|--------------|-----------------|-------------------|---------------------|--------------|-----------------|-------------------|---------------------|-----------------|-------------------|---------------------|------|--------------|-----------------|-------------------|---------------------|--------------|-----------------|-------------------|---------------------|--------------|-----------------|-------------------|---------------------|
|--|--------------|-----------------|-------------------|---------------------|--------------|-----------------|-------------------|---------------------|--------------|-----------------|-------------------|---------------------|-----------------|-------------------|---------------------|------|--------------|-----------------|-------------------|---------------------|--------------|-----------------|-------------------|---------------------|--------------|-----------------|-------------------|---------------------|

INTERIOR TRIMS

| | | | | | | | | | | | | | | | | | | | | | | | | | | | | |
|--|---|---|---|---|---|---|---|---|---|---|---|---|---|---|---|---|---|---|---|---|---|---|---|---|---|---|---|---|
| Aluminium Hexagon in Anthracite with Pearl Chrome finisher | - | - | □ | ■ | - | - | □ | ■ | - | - | □ | ■ | - | □ | ■ | □ | - | - | □ | ■ | - | - | □ | ■ | - | - | □ | ■ |
| Aluminium Hexagon with Estoril Blue finisher | - | - | ■ | □ | - | - | ■ | □ | - | - | ■ | □ | - | ■ | □ | ■ | - | - | ■ | □ | - | - | ■ | □ | - | - | ■ | □ |
| Brushed Aluminium with Pearl Chrome finisher | - | □ | - | - | - | □ | - | - | - | □ | - | - | □ | - | - | - | - | □ | - | - | □ | - | - | □ | - | - | □ | - |
| Fineline Stream wood with Pearl Chrome finisher | - | □ | - | - | - | □ | - | - | - | □ | - | - | □ | - | - | - | - | □ | - | - | □ | - | - | □ | - | - | □ | - |
| | - | - | □ | □ | - | - | □ | □ | - | - | □ | □ | - | □ | □ | - | - | - | - | - | - | - | - | - | - | - | - | - |
| Fine Oak Matt wood with Pearl Chrome finisher | - | □ | - | - | - | □ | - | - | - | □ | - | - | □ | - | - | - | - | □ | - | - | □ | - | - | □ | - | - | □ | - |
| | - | - | □ | □ | - | - | □ | □ | - | - | □ | □ | - | □ | □ | - | - | - | - | - | - | - | - | - | - | - | - | - |
| High-gloss Black with Pearl Chrome finisher | - | ■ | □ | □ | - | ■ | □ | □ | - | ■ | □ | □ | ■ | □ | □ | □ | - | ■ | - | ■ | □ | □ | □ | - | ■ | - | ■ | □ |
| Oxide Silver with Black, High-gloss finisher ¹ | ■ | - | - | - | ■ | - | - | - | ■ | - | - | - | - | - | - | - | ■ | - | - | ■ | - | - | - | - | - | - | - | - |

TRANSMISSIONS

| | | | | | | | | | | | | | | | | | | | | | | | | | | | | |
|--|---|---|---|---|---|---|---|---|---|---|---|---|---|---|---|---|---|---|---|---|---|---|---|---|---|---|---|---|
| Automatic transmission | - | - | - | - | - | - | - | - | - | - | - | - | ■ | ■ | ■ | - | - | - | - | - | - | - | - | - | - | - | - | - |
| Double Clutch automatic transmission | □ | □ | □ | □ | - | - | - | - | - | - | - | - | - | - | - | - | - | - | - | - | - | - | - | - | - | - | - | - |
| Eight-speed Sport automatic transmission | - | - | - | - | - | - | - | - | ■ | ■ | ■ | ■ | - | - | - | ■ | - | - | - | - | - | - | - | - | - | - | - | - |
| Sport Double Clutch automatic transmission | - | - | - | - | ■ | ■ | ■ | ■ | - | - | - | - | - | - | - | - | - | - | - | - | - | - | - | - | - | - | - | - |

STEERING AND CHASSIS

| | | | | | | | | | | | | | | | | | | | | | | | | | | | | | |
|--|---|---|---|---|---|---|---|---|---|---|---|---|---|---|---|---|---|---|---|---|---|---|---|---|---|---|---|---|---|
| Adaptive suspension Not with M Sport suspension or 20" light alloy wheels | - | - | □ | □ | - | - | □ | □ | - | - | □ | □ | - | □ | □ | - | - | - | □ | □ | - | - | □ | □ | - | - | □ | □ | |
| M Sport steering | - | - | □ | □ | - | - | □ | □ | - | - | □ | □ | - | □ | □ | ■ | - | - | - | □ | □ | - | - | □ | □ | - | - | □ | □ |

SAFETY AND TECHNOLOGY

| | | | | | | | | | | | | | | | | | | | | | | | | | | | | |
|--|---|---|---|---|---|---|---|---|---|---|---|---|---|---|---|---|---|---|---|---|---|---|---|---|---|---|---|---|
| Driving Assistant Plus Comprises all functionality of Driving Assistant, plus: – Camera-based Cruise Control with Stop&Go function – Traffic Jam Assist Only with and offered as alternative to Driving Assistant in the Driver Pack | □ | □ | □ | □ | □ | □ | □ | □ | □ | □ | □ | □ | □ | □ | □ | □ | □ | □ | □ | □ | □ | □ | □ | □ | □ | □ | □ | □ |
| Larger fuel tank capacity Increased to 59 litres | □ | □ | □ | □ | □ | □ | □ | □ | □ | □ | □ | □ | □ | □ | □ | ■ | - | - | - | - | - | - | - | - | - | - | - | - |
| Park Distance Control (PDC), front and rear | □ | □ | □ | □ | □ | □ | □ | □ | □ | □ | □ | □ | □ | □ | □ | □ | - | - | - | - | - | - | - | - | - | - | - | - |
| Space-saver wheel with car jack | □ | □ | □ | □ | □ | □ | □ | □ | □ | □ | □ | □ | □ | □ | □ | - | - | - | - | - | - | - | - | - | - | - | - | - |



| | sDrive18i SE | sDrive18i Sport | sDrive18i M Sport | sDrive18i M Sport X | sDrive20i SE | sDrive20i Sport | sDrive20i M Sport | sDrive20i M Sport X | xDrive20i SE | xDrive20i Sport | xDrive20i M Sport | xDrive20i M Sport X | xDrive25e Sport | xDrive25e M Sport | xDrive25e M Sport X | M35i | sDrive18d SE | sDrive18d Sport | sDrive18d M Sport | sDrive18d M Sport X | xDrive18d SE | xDrive18d Sport | xDrive18d M Sport | xDrive18d M Sport X | xDrive20d SE | xDrive20d Sport | xDrive20d M Sport | xDrive20d M Sport X |
|--|--------------|-----------------|-------------------|---------------------|--------------|-----------------|-------------------|---------------------|--------------|-----------------|-------------------|---------------------|-----------------|-------------------|---------------------|------|--------------|-----------------|-------------------|---------------------|--------------|-----------------|-------------------|---------------------|--------------|-----------------|-------------------|---------------------|
|--|--------------|-----------------|-------------------|---------------------|--------------|-----------------|-------------------|---------------------|--------------|-----------------|-------------------|---------------------|-----------------|-------------------|---------------------|------|--------------|-----------------|-------------------|---------------------|--------------|-----------------|-------------------|---------------------|--------------|-----------------|-------------------|---------------------|

SEATS

| | | | | | | | | | | | | | | | | | | | | | | | | | | | | | |
|---|--------------------------|--------------------------|-------------------------------------|-------------------------------------|--------------------------|--------------------------|-------------------------------------|-------------------------------------|--------------------------|--------------------------|-------------------------------------|-------------------------------------|--------------------------|-------------------------------------|-------------------------------------|-------------------------------------|--------------------------|--------------------------|-------------------------------------|-------------------------------------|--------------------------|--------------------------|-------------------------------------|-------------------------------------|--------------------------|--------------------------|-------------------------------------|-------------------------------------|--------------------------|
| Lumbar support, front Included in Comfort Pack | <input type="checkbox"/> | <input type="checkbox"/> | <input type="checkbox"/> | <input type="checkbox"/> | <input type="checkbox"/> | <input type="checkbox"/> | <input type="checkbox"/> | <input type="checkbox"/> | <input type="checkbox"/> | <input type="checkbox"/> | <input type="checkbox"/> | <input type="checkbox"/> | <input type="checkbox"/> | <input type="checkbox"/> | <input type="checkbox"/> | <input type="checkbox"/> | <input type="checkbox"/> | <input type="checkbox"/> | <input type="checkbox"/> | <input type="checkbox"/> | <input type="checkbox"/> | <input type="checkbox"/> | <input type="checkbox"/> | <input type="checkbox"/> | <input type="checkbox"/> | <input type="checkbox"/> | <input type="checkbox"/> | <input type="checkbox"/> | <input type="checkbox"/> |
| Seat heating, front | <input type="checkbox"/> | <input type="checkbox"/> | <input checked="" type="checkbox"/> | <input checked="" type="checkbox"/> | <input type="checkbox"/> | <input type="checkbox"/> | <input checked="" type="checkbox"/> | <input checked="" type="checkbox"/> | <input type="checkbox"/> | <input type="checkbox"/> | <input checked="" type="checkbox"/> | <input checked="" type="checkbox"/> | <input type="checkbox"/> | <input checked="" type="checkbox"/> | <input checked="" type="checkbox"/> | <input checked="" type="checkbox"/> | <input type="checkbox"/> | <input type="checkbox"/> | <input checked="" type="checkbox"/> | <input checked="" type="checkbox"/> | <input type="checkbox"/> | <input type="checkbox"/> | <input checked="" type="checkbox"/> | <input checked="" type="checkbox"/> | <input type="checkbox"/> | <input type="checkbox"/> | <input checked="" type="checkbox"/> | <input checked="" type="checkbox"/> | |

EXTERIOR EQUIPMENT

| | | | | | | | | | | | | | | | | | | | | | | | | | | | | |
|--|--------------------------|-------------------------------------|-------------------------------------|-------------------------------------|--------------------------|-------------------------------------|-------------------------------------|-------------------------------------|--------------------------|-------------------------------------|-------------------------------------|-------------------------------------|-------------------------------------|-------------------------------------|-------------------------------------|-------------------------------------|--------------------------|-------------------------------------|-------------------------------------|-------------------------------------|--------------------------|-------------------------------------|-------------------------------------|-------------------------------------|--------------------------|-------------------------------------|-------------------------------------|-------------------------------------|
| Bike rack preparation Not with Towbar, detachable | <input type="checkbox"/> | <input type="checkbox"/> | <input type="checkbox"/> | <input type="checkbox"/> | <input type="checkbox"/> | <input type="checkbox"/> | <input type="checkbox"/> | <input type="checkbox"/> | <input type="checkbox"/> | <input type="checkbox"/> | <input type="checkbox"/> | <input type="checkbox"/> | - | - | - | <input type="checkbox"/> | <input type="checkbox"/> | <input type="checkbox"/> | <input type="checkbox"/> | <input type="checkbox"/> | <input type="checkbox"/> | <input type="checkbox"/> | <input type="checkbox"/> | <input type="checkbox"/> | <input type="checkbox"/> | <input type="checkbox"/> | <input type="checkbox"/> | <input type="checkbox"/> |
| Comfort Access | <input type="checkbox"/> | <input type="checkbox"/> | <input type="checkbox"/> | <input type="checkbox"/> | <input type="checkbox"/> | <input type="checkbox"/> | <input type="checkbox"/> | <input type="checkbox"/> | <input type="checkbox"/> | <input type="checkbox"/> | <input type="checkbox"/> | <input type="checkbox"/> | <input type="checkbox"/> | <input type="checkbox"/> | <input type="checkbox"/> | <input type="checkbox"/> | <input type="checkbox"/> | <input type="checkbox"/> | <input type="checkbox"/> | <input type="checkbox"/> | <input type="checkbox"/> | <input type="checkbox"/> | <input type="checkbox"/> | <input type="checkbox"/> | <input type="checkbox"/> | <input type="checkbox"/> | <input type="checkbox"/> | <input type="checkbox"/> |
| Exterior trim, High-gloss Shadowline | - | <input checked="" type="checkbox"/> | <input checked="" type="checkbox"/> | <input type="checkbox"/> | - | <input checked="" type="checkbox"/> | <input checked="" type="checkbox"/> | <input type="checkbox"/> | - | <input checked="" type="checkbox"/> | <input checked="" type="checkbox"/> | <input type="checkbox"/> | <input checked="" type="checkbox"/> | <input checked="" type="checkbox"/> | <input type="checkbox"/> | <input checked="" type="checkbox"/> | - | <input checked="" type="checkbox"/> | <input checked="" type="checkbox"/> | <input type="checkbox"/> | - | <input checked="" type="checkbox"/> | <input checked="" type="checkbox"/> | <input type="checkbox"/> | - | <input checked="" type="checkbox"/> | <input checked="" type="checkbox"/> | <input type="checkbox"/> |
| Exterior trim, Satin Aluminium | - | <input type="checkbox"/> | <input type="checkbox"/> | <input checked="" type="checkbox"/> | - | <input type="checkbox"/> | <input type="checkbox"/> | <input checked="" type="checkbox"/> | - | <input type="checkbox"/> | <input type="checkbox"/> | <input checked="" type="checkbox"/> | <input type="checkbox"/> | <input type="checkbox"/> | <input checked="" type="checkbox"/> | <input type="checkbox"/> | - | <input type="checkbox"/> | <input type="checkbox"/> | <input checked="" type="checkbox"/> | - | <input type="checkbox"/> | <input type="checkbox"/> | <input checked="" type="checkbox"/> | - | <input type="checkbox"/> | <input type="checkbox"/> | <input checked="" type="checkbox"/> |
| M rear spoiler | - | - | <input checked="" type="checkbox"/> | <input type="checkbox"/> | - | - | <input checked="" type="checkbox"/> | <input type="checkbox"/> | - | - | <input checked="" type="checkbox"/> | <input type="checkbox"/> | - | <input checked="" type="checkbox"/> | <input type="checkbox"/> | <input checked="" type="checkbox"/> | - | - | <input checked="" type="checkbox"/> | <input type="checkbox"/> | - | - | <input checked="" type="checkbox"/> | <input type="checkbox"/> | - | - | <input checked="" type="checkbox"/> | <input type="checkbox"/> |
| Roof rails, High-gloss Shadowline Not with Roof rails, Satin Aluminium | <input type="checkbox"/> | <input type="checkbox"/> | <input type="checkbox"/> | - | <input type="checkbox"/> | <input type="checkbox"/> | <input type="checkbox"/> | - | <input type="checkbox"/> | <input type="checkbox"/> | <input type="checkbox"/> | - | <input type="checkbox"/> | <input type="checkbox"/> | - | - | <input type="checkbox"/> | <input type="checkbox"/> | <input type="checkbox"/> | - | <input type="checkbox"/> | <input type="checkbox"/> | <input type="checkbox"/> | - | <input type="checkbox"/> | <input type="checkbox"/> | <input type="checkbox"/> | - |
| Roof rails, Satin Aluminium ¹ Not with Roof rails, High-gloss Shadowline | - | <input type="checkbox"/> | <input type="checkbox"/> | <input checked="" type="checkbox"/> | - | <input type="checkbox"/> | <input type="checkbox"/> | <input checked="" type="checkbox"/> | - | <input type="checkbox"/> | <input type="checkbox"/> | <input checked="" type="checkbox"/> | <input type="checkbox"/> | <input type="checkbox"/> | <input checked="" type="checkbox"/> | - | - | <input type="checkbox"/> | <input type="checkbox"/> | <input checked="" type="checkbox"/> | - | <input type="checkbox"/> | <input type="checkbox"/> | <input checked="" type="checkbox"/> | - | <input type="checkbox"/> | <input type="checkbox"/> | <input checked="" type="checkbox"/> |
| Towbar, detachable | <input type="checkbox"/> | <input type="checkbox"/> | <input type="checkbox"/> | <input type="checkbox"/> | <input type="checkbox"/> | <input type="checkbox"/> | <input type="checkbox"/> | <input type="checkbox"/> | <input type="checkbox"/> | <input type="checkbox"/> | <input type="checkbox"/> | <input type="checkbox"/> | - | - | - | - | <input type="checkbox"/> | <input type="checkbox"/> | <input type="checkbox"/> | <input type="checkbox"/> | <input type="checkbox"/> | <input type="checkbox"/> | <input type="checkbox"/> | <input type="checkbox"/> | <input type="checkbox"/> | <input type="checkbox"/> | <input type="checkbox"/> | <input type="checkbox"/> |

INTERIOR EQUIPMENT

| | | | | | | | | | | | | | | | | | | | | | | | | | | | | |
|--|--------------------------|--------------------------|--------------------------|--------------------------|--------------------------|--------------------------|--------------------------|--------------------------|--------------------------|--------------------------|--------------------------|--------------------------|--------------------------|--------------------------|--------------------------|-------------------------------------|--------------------------|--------------------------|--------------------------|--------------------------|--------------------------|--------------------------|--------------------------|--------------------------|--------------------------|--------------------------|--------------------------|--------------------------|
| Extended lighting Only with Sport Plus Pack / M Sport Plus Pack / M Sport X Pack | - | - | - | - | - | - | - | - | - | - | - | - | <input type="checkbox"/> | <input type="checkbox"/> | <input type="checkbox"/> | <input checked="" type="checkbox"/> | - | - | - | - | - | - | - | - | - | - | - | - |
| Panoramic glass sunroof | <input type="checkbox"/> | <input type="checkbox"/> | <input type="checkbox"/> | <input type="checkbox"/> | <input type="checkbox"/> | <input type="checkbox"/> | <input type="checkbox"/> | <input type="checkbox"/> | <input type="checkbox"/> | <input type="checkbox"/> | <input type="checkbox"/> | <input type="checkbox"/> | <input type="checkbox"/> | <input type="checkbox"/> | <input type="checkbox"/> | <input type="checkbox"/> | <input type="checkbox"/> | <input type="checkbox"/> | <input type="checkbox"/> | <input type="checkbox"/> | <input type="checkbox"/> | <input type="checkbox"/> | <input type="checkbox"/> | <input type="checkbox"/> | <input type="checkbox"/> | <input type="checkbox"/> | <input type="checkbox"/> | <input type="checkbox"/> |
| Sun protection glass Included in Sport Plus Pack / M Sport Plus Pack / M Sport X Plus Pack / M35i Plus Pack | <input type="checkbox"/> | <input type="checkbox"/> | <input type="checkbox"/> | <input type="checkbox"/> | <input type="checkbox"/> | <input type="checkbox"/> | <input type="checkbox"/> | <input type="checkbox"/> | <input type="checkbox"/> | <input type="checkbox"/> | <input type="checkbox"/> | <input type="checkbox"/> | <input type="checkbox"/> | <input type="checkbox"/> | <input type="checkbox"/> | <input type="checkbox"/> | <input type="checkbox"/> | <input type="checkbox"/> | <input type="checkbox"/> | <input type="checkbox"/> | <input type="checkbox"/> | <input type="checkbox"/> | <input type="checkbox"/> | <input type="checkbox"/> | <input type="checkbox"/> | <input type="checkbox"/> | <input type="checkbox"/> | <input type="checkbox"/> |



| sDrive18i SE | sDrive18i Sport | sDrive18i M Sport | sDrive18i M Sport X | sDrive20i SE | sDrive20i Sport | sDrive20i M Sport | sDrive20i M Sport X | xDrive20i SE | xDrive20i Sport | xDrive20i M Sport | xDrive20i M Sport X | xDrive25e Sport | xDrive25e M Sport | xDrive25e M Sport X | M35i | sDrive18d SE | sDrive18d Sport | sDrive18d M Sport | sDrive18d M Sport X | xDrive18d SE | xDrive18d Sport | xDrive18d M Sport | xDrive18d M Sport X | xDrive20d SE | xDrive20d Sport | xDrive20d M Sport | xDrive20d M Sport X | Run-flat tyres |
|--------------|-----------------|-------------------|---------------------|--------------|-----------------|-------------------|---------------------|--------------|-----------------|-------------------|---------------------|-----------------|-------------------|---------------------|------|--------------|-----------------|-------------------|---------------------|--------------|-----------------|-------------------|---------------------|--------------|-----------------|-------------------|---------------------|----------------|
|--------------|-----------------|-------------------|---------------------|--------------|-----------------|-------------------|---------------------|--------------|-----------------|-------------------|---------------------|-----------------|-------------------|---------------------|------|--------------|-----------------|-------------------|---------------------|--------------|-----------------|-------------------|---------------------|--------------|-----------------|-------------------|---------------------|----------------|








LIGHT ALLOY WHEELS

| | | | | | | | | | | | | | | | | | | | | | | | | | | | | |
|--|--|---|---|---|---|---|---|---|---|---|---|---|---|---|---|---|---|---|---|---|---|---|---|---|---|---|---|---|
| | 17" V-spoke style 560 | ■ | - | - | - | ■ | - | - | - | ■ | - | - | - | - | - | ■ | - | - | - | ■ | - | - | - | ■ | - | - | - | - |
| | 17" Double-spoke style 564 | □ | - | - | - | □ | - | - | - | □ | - | - | - | - | - | □ | - | - | - | □ | - | - | - | □ | - | - | - | - |
| | 18" Double-spoke style 578 wheels, Jet Black | - | ■ | - | - | - | ■ | - | - | - | ■ | - | - | - | - | - | ■ | - | - | - | ■ | - | - | - | ■ | - | - | - |
| | 18" Y-spoke style 566 | - | □ | - | - | - | □ | - | - | - | □ | - | - | - | - | - | □ | - | - | - | □ | - | - | - | □ | - | - | - |
| | 18" Y-spoke style 579 wheels, Bicolour | - | □ | - | - | - | □ | - | - | - | □ | - | - | - | - | - | □ | - | - | - | □ | - | - | - | □ | - | - | - |
| | 19" Y-spoke style 511 with Performance tyres | - | □ | - | - | - | □ | - | - | - | □ | - | - | - | - | - | □ | - | - | - | □ | - | - | - | □ | - | - | - |
| | In conjunction with Sport Plus Pack | - | □ | - | - | - | □ | - | - | - | □ | - | - | - | - | - | □ | - | - | - | □ | - | - | - | □ | - | - | - |
| | 19" Y-spoke style 511 | - | □ | - | - | - | □ | - | - | - | □ | - | - | - | - | - | □ | - | - | - | □ | - | - | - | □ | - | - | - |
| | Included in Sport Plus Pack | - | □ | - | - | - | □ | - | - | - | □ | - | - | - | - | - | □ | - | - | - | □ | - | - | - | □ | - | - | - |



| sDrive18i SE | sDrive18i Sport | sDrive18i M Sport | sDrive18i M Sport X | sDrive20i SE | sDrive20i Sport | sDrive20i M Sport | sDrive20i M Sport X | xDrive20i SE | xDrive20i Sport | xDrive20i M Sport | xDrive20i M Sport X | xDrive25e Sport | xDrive25e M Sport | xDrive25e M Sport X | M35i | sDrive18d SE | sDrive18d Sport | sDrive18d M Sport | sDrive18d M Sport X | xDrive18d SE | xDrive18d Sport | xDrive18d M Sport | xDrive18d M Sport X | xDrive20d SE | xDrive20d Sport | xDrive20d M Sport | xDrive20d M Sport X | Run-flat tyres |
|--------------|-----------------|-------------------|---------------------|--------------|-----------------|-------------------|---------------------|--------------|-----------------|-------------------|---------------------|-----------------|-------------------|---------------------|------|--------------|-----------------|-------------------|---------------------|--------------|-----------------|-------------------|---------------------|--------------|-----------------|-------------------|---------------------|----------------|
|--------------|-----------------|-------------------|---------------------|--------------|-----------------|-------------------|---------------------|--------------|-----------------|-------------------|---------------------|-----------------|-------------------|---------------------|------|--------------|-----------------|-------------------|---------------------|--------------|-----------------|-------------------|---------------------|--------------|-----------------|-------------------|---------------------|----------------|

LIGHT ALLOY WHEELS (CONT.)

| | | | | | | | | | | | | | | | | | | | | | | | | | | | | |
|---|---|---|---|---|---|---|---|---|---|---|---|---|---|---|---|---|---|---|---|---|---|---|---|---|---|---|---|---|
|  | 19" M Double-spoke style 715 M with Performance tyres | - | - | □ | - | - | - | □ | - | - | - | - | - | - | - | - | - | □ | - | - | - | □ | - | - | - | - | - | - |
|  | 19" M Double-spoke style 715 M | - | - | ■ | - | - | - | ■ | - | - | - | ■ | - | - | - | - | - | ■ | - | - | - | ■ | - | - | - | - | - | - |
|  | 19" M Y-spoke style 722 M with Performance tyres | - | - | - | □ | - | - | - | □ | - | - | - | - | - | - | - | - | - | □ | - | - | - | □ | - | - | - | - | - |
|  | 19" M Y-spoke style 722 M | - | - | - | ■ | - | - | - | ■ | - | - | - | - | - | - | - | - | - | ■ | - | - | - | ■ | - | - | - | - | - |
|  | 20" M Double-spoke style 716 M ¹ | - | - | □ | - | - | - | □ | - | - | - | - | - | - | - | - | - | - | □ | - | - | - | □ | - | - | - | - | ■ |
| | Included in M Sport Plus Pack | | | | | | | | | | | | | | | | | | | | | | | | | | | |
|  | 20" M Double-spoke style 717 M ¹ | - | - | - | □ | - | - | - | □ | - | - | - | - | - | - | - | - | - | □ | - | - | - | □ | - | - | - | - | ■ |
| | Included in M Sport X Plus Pack | | | | | | | | | | | | | | | | | | | | | | | | | | | |
|  | 20" M Double-spoke style 721 M | - | - | - | - | - | - | - | - | - | - | - | - | - | - | - | - | - | - | - | - | - | - | - | - | - | - | ■ |

See [Wheels & Tyres](#) for further details. ¹ = Not with Adaptive suspension.

■ Standard equipment □ Optional equipment - Not available



READY TO TAKE THE NEXT STEP?

