

T H E



X3

Best viewed in
landscape mode



THE BMW X3.

RETURN BY CLICKING 
SELECT A TOPIC BELOW TO EXPLORE:



FEATURED MODEL. BMW X3 M40i:

BMW M Performance TwinPower Turbo six-cylinder in-line petrol engine, 360hp (265kW), 21" BMW M light alloy Double-spoke style 718 M wheels, Cerium Grey with mixed tyres, Phytonic Blue metallic paint, Sport seats for driver and front passenger in Vernasca leather upholstery in Cognac with contrast stitching, Aluminium Rhombicle interior trim with Pearl Chrome finisher, instrument panel in Sensatec.

Content correct at time of publishing (as of August 2020). Prices and technical data subject to change. The models shown on these pages may feature optional equipment. Standard equipment may also vary depending on engine variant. For further details, please contact your local BMW Retailer.



"EXTRA REFINEMENT, SPACE AND CLASS."

Autocar

[Read the full review](#)



"OVERALL THE X3 IS STILL A STRONG CONTENDER IN THE COMPACT PREMIUM SUV CLASS, THANKS TO ITS EFFICIENT YET POWERFUL ENGINES, SPACIOUS INTERIOR AND INVOLVING DRIVING EXPERIENCE."

Auto Express
[Read the full review](#)



"THE X3 COMES WITH BUNDLES OF HANDY FEATURES TO MAKE IT EASY TO LIVE WITH – THERE'S EVEN A HANDY STRUT TO HOLD UP THE BOOT FLOOR WHILE YOU FIDDLE AROUND WITH YOUR LUGGAGE."

What Car?

[Read the full review](#)

M40i/d.



The BMW X3 M40i model is shown above in Phytonic Blue metallic paint.

■ Standard equipment □ Optional equipment

M40i/d.



In addition / replacement to M Sport models

EXTERIOR

- 20" M light alloy Double-spoke style 699 M wheels, Bicolour Orbit Grey
- BMW Icon Adaptive LED Headlights with High-beam Assistant
- Kidney grille, Cerium Grey with Black, High-gloss vertical slats
- Mirror caps, Air Breather and front air inlets in Cerium Grey
- Exhaust tailpipe –dual, quadrilateral, with Black Chrome finisher

INTERIOR

- Seat adjustment, electric with memory
- Sensatec dashboard
- Headlining, Anthracite

SAFETY & TECHNOLOGY

- M Sport braking system
- M Sport differential
- M Sport suspension
- Sport automatic transmission
- Variable Sport steering



The BMW X3 M40i model is shown above in Phytonic Blue metallic paint.

■ Standard equipment □ Optional equipment

M SPORT.



M SPORT.

In addition / replacement to SE

EXTERIOR

- 19" M light alloy Double-spoke style 698 M wheels, Bicolour Ferric Grey
- LED foglights, front
- Exterior trim, High-gloss Shadowline
- Roof rails, High-gloss Shadowline
- Kidney grille, Chrome with Black, High-gloss vertical slats
- M aerodynamic bodystyling
- Side exterior M designation badges

INTERIOR

- Sport seats, front
- Interior trim, Aluminium Rhombicile with Pearl Chrome finisher
- M Sport multi-function leather steering wheel
- Headlining, Anthracite
- Remote control, including integrated key, with inset in Blue

SAFETY & TECHNOLOGY

- Larger fuel tank (xDrive20d and xDrive30d only)
- M Sport braking system (xDrive30d only)
- M Sport suspension (excluding xDrive30e)
- Performance Control

AUDIO & COMMUNICATION

- BMW Live Cockpit Professional, comprising:
 - 10.25" Control Display with Touch Functionality
 - 12.3" Digital Instrument Display
 - BMW Operating System 7.0
 - iDrive Controller with Touch Function
- Connected Package Professional



xLINE.



The BMW X3 xLine model is shown above in Sophisto Grey metallic paint with optional 20" Y-spoke style 695 wheels, Bicolour Orbit Grey.

■ Standard equipment □ Optional equipment

xLINE.

In addition / replacement to SE

EXTERIOR

- 19" light alloy Y-spoke style 694 wheels, Ferric Grey
- LED foglights, front
- Exterior trim, Satin Aluminium
- Kidney grille, Chrome with Matt Aluminium vertical slats
- Side sills in Matt Glacier Silver Metallic
- xLine exterior styling with underbody protection

INTERIOR

- Sports seats, front
- Interior trim, Black, High-gloss with Pearl Chrome finisher
- Luggage compartment loading sill in stainless steel
- Door sill finishers with BMW xLine designation, front

SAFETY & TECHNOLOGY

- Larger fuel tank (xDrive20d / xDrive30d only)



The BMW X3 xLine model is shown above in Sophisto Grey metallic paint with optional 20" Y-spoke style 695 wheels, Bicolour Orbit Grey.

■ Standard equipment □ Optional equipment

SE.



The BMW X3 SE model is shown above in Glacier Silver metallic paint.

■ Standard equipment □ Optional equipment

SE.

EXTERIOR

- 18" light alloy V-spoke style 618 wheels (xDrive20i / xDrive20d only)
- 18" light alloy Double-spoke style 688 wheels (xDrive30e / xDrive30d only)
- Adaptive LED headlights
- Dynamic brake lights
- Roof rails, Satin Aluminium
- Tailgate operation, automatic
- Exterior mirrors –electrically folding with anti-dazzle
- Exterior trim, Matt Black
- Kidney grille, Chrome with Black vertical slats

INTERIOR

- Seat heating, front
- Sport multi-function leather steering wheel, three-spoke
- Air conditioning, automatic with three-zone control
- Acoustic glazing
- Ambient lighting
- Interior rear-view mirror with automatic anti-dazzle function
- Interior trim, Black, High-gloss with Pearl Chrome finisher
- Through-loading system (with 40:20:40 split-folding rear seats)

SAFETY & TECHNOLOGY

- 48V System (xDrive20d only)
- Active Guard
- Cruise control with braking function
- Drive Performance Control (ECO PRO, Comfort and Sport modes)
- Park Distance Control, front and rear
- Reversing Assist camera
- xDrive four-wheel-drive with fully variable torque split
- Variable Sport Steering
- Eight-speed automatic transmission with electronic gear selector and Steptronic (xDrive30e / xDrive30d only)
- Eight-speed automatic transmission, with gearshift paddles (xDrive20i / xDrive20d only)
- Servotronic
- BMW mobility kit
- Tyre Pressure Monitoring

AUDIO & COMMUNICATION

- Bluetooth hands-free facility with USB audio interface (including Bluetooth audio streaming)
- BMW Live Cockpit Plus, comprising:
 - 5.7" Digital Instrument Display
 - 8.8" Control Display with Touch Functionality
 - BMW iDrive 6 System (iD6)
 - iDrive controller with Touch Function
- Connected Package Plus
- DAB tuner




The BMW X3 SE model is shown above in Glacier Silver metallic paint.

■ Standard equipment □ Optional equipment

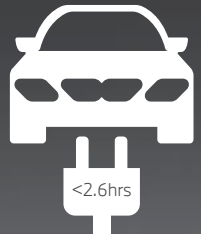
THE BMW X3 xDRIVE30e.

Featuring innovative BMW eDrive and EfficientDynamics technologies, the BMW X3 xDrive30e provides impressive levels of performance and efficiency. Offering the best of both worlds, this Plug-in Hybrid Electric Vehicle (PHEV) combines a powerful petrol engine with an electric motor that is powered by a lithium-ion battery, overall providing an exceptional pure electric driving range with the flexibility of a combustion engine. The BMW X3 xDrive30e is everything you would expect from a BMW and more, with electrifying driving pleasure, this represents the future of the Ultimate Driving Machine.


The BMW X3 xDrive30e – plug into the future today.



Pure electric range of 48-51km*



Charging time 0-80% in <2.6 hours
(based on a current of 16A)^



Low CO₂ emissions of 49-44g/km*



The BMW X3 xDrive30e xLine model is shown above in Mineral White metallic paint.

^ = Dependent on the local electricity infrastructure. Charging time corresponds to a charge of 80% of maximum capacity and based on a single-phase supply current of max 32A. * = For Plug-in Hybrid Electric Vehicles these figures were obtained using a combination of battery power and fuel. Plug-in Hybrid Electric Vehicles require mains electricity for charging. Figures shown are for comparability purposes. Only compare fuel consumption, CO₂ and electric range figures with other cars tested to the same technical procedures. These figures may not reflect real life driving results, which will depend upon a number of factors including the starting charge of the battery, accessories fitted (post-registration), variations in weather, driving styles and vehicle load.

EXTERIOR COLOURS.


ALL MODELS.




Alpine White



Glacier Silver



Sophisto Grey




Black Sapphire




Phytonic Blue

EXCLUSIVELY FOR SE & xLINE MODELS.



Mineral White


EXCLUSIVELY FOR M SPORT, M40i & M40d MODELS.



Carbon Black


UPHOLSTERY & INTERIOR TRIMS.

LEATHER.



Vernasca leather in Black with Blue contrast stitching and interior colour in Black

- Available with
- ☐ M Sport
 - ☐ M40i
 - ☐ M40d
- Only with Instrument panel in Sensatec.




Vernasca leather in Black with contrast stitching and interior colour in Black

- Available with
- SE
 - xLine
 - M Sport
 - M40i
 - M40d



Vernasca leather in Cognac with contrast stitching and interior colour in Black

- Available with
- xLine
 - M Sport
 - M40i
 - M40d



Vernasca leather in Mocha with contrast stitching and interior colour in Black

- Available with
- xLine
 - M Sport
 - M40i
 - M40d



Vernasca leather in Oyster with contrast stitching including extended contents and interior colour in Black

- Available with
- xLine
 - M Sport
 - M40i
 - M40d

INTERIOR TRIMS.



Aluminium Rhombicle with Pearl Chrome

- Available with
- M Sport
 - M40i
 - M40d



Aluminium fine cutting with Pearl Chrome finisher

- Available with
- ☐ SE
 - ☐ xLine
 - ☐ M Sport
 - ☐ M40i
 - ☐ M40d



Poplar grain Grey fine-wood with Pearl Chrome finisher

- Available with
- ☐ SE
 - ☐ xLine
 - ☐ M Sport
 - ☐ M40i
 - ☐ M40d



Black, High-gloss with Pearl Chrome finisher

- Available with
- SE
 - xLine



Dark Oak Wood, High-gloss with Pearl Chrome finisher

- Available with
- ☐ SE
 - ☐ xLine
 - ☐ M Sport
 - ☐ M40i
 - ☐ M40d



Carbon Fibre

- Available with
- ☐ M40i
 - ☐ M40d


BMW INDIVIDUAL.



Piano Black

- Available with
- ☐ M Sport
 - ☐ M40i
 - ☐ M40d

HEADLINING.



Anthracite

- Available with
- M Sport
 - M40i
 - M40d

PACKAGES.

Optional packages offer an attractive combination of the most popular options at a reduced (combined) cost and will enhance any journey in the BMW X3.


COMFORT PACKAGE.

☐ Steering wheel heating

☐ Comfort Access with smart-opener

☐ Seat backrest adjustment for rear seats

☐ Extended storage




PREMIUM PACKAGE.

☐ Panoramic glass sunroof

☐ Seat adjustment – electric with memory function

☐ Lumbar support, for driver and front passenger




Exclusively for SE, xLine and M Sport models.

VISIBILITY PACKAGE.

☐ BMW Icon Adaptive LED Headlights

☐ High-beam Assistant



Standard for M40i and M40d models.

M SPORT PLUS PACKAGE.

☐ 21" M light alloy Double-spoke style 718 M wheels, Cerium Grey with mixed and run-flat tyres

☐ Adaptive M Suspension

☐ Sun protection glass

☐ Lumbar support, for driver and front passenger

☐ M seat belts

☐ Active Protection

☐ M seats

☐ Extended High-gloss Shadowline exterior trim

Exclusively for M40i and M40d models.



M SPORT PLUS PACKAGE.

☐ 20" M light alloy Double-spoke style 699 M wheels, Bicolour Orbit Grey

☐ M Sport braking system

☐ Adaptive Suspension

☐ Variable Sport Steering

☐ Sun protection glass

☐ M seat belts

☐ Active Protection

☐ Extended High-gloss Shadowline exterior trim

Alternative content:

☐ 21" M BMW Individual light alloy V-spoke style 726 wheels with run-flat tyres

Exclusively for M Sport models.



TECHNOLOGY PACKAGE.

☐ Head-up Display

☐ BMW Gesture Control

☐ Loudspeaker system - harman/kardon

☐ Enhanced Bluetooth with wireless charging

☐ WiFi hotspot preparation

Exclusively for M Sport, M40i and M40d models.



OPTIONAL EQUIPMENT HIGHLIGHTS.

☐

TOWBAR, FULLY ELECTRIC.

The towbar with electrically adjustable tow ball and trailer stability control is approved for heavy loads of up to 2,400kg.



☐

LOUDSPEAKER SYSTEM - HARMAN/KARDON.

The outstanding harman/kardon loudspeaker system features a 600 watt digital amplifier, 9 channels and 16 loudspeakers with Chrome detailing. Its sophisticated sound perfectly fills the interior space.


Exclusively for M Sport, M40i and M40d.



☐

PARKING ASSISTANT PLUS.

Parking Assistant Plus makes parking and manoeuvring the vehicle easier. It features Surround-view including Top-view, Remote 3D view, Panorama view, PDC and Park Assist with linear guidance, which parks the vehicle parallel or perpendicular automatically. The system works by measuring potential spaces while driving past at a low speed.



☐

ENHANCED BLUETOOTH WITH WIRELESS CHARGING.

Enhanced Bluetooth with wireless charging offers a comprehensive telephony package with Bluetooth connectivity and the technical capacity for a WiFi hotspot. For Smartphones without an inductive charging function, special charging cases are available to purchase via BMW Parts and Accessories.

Also included as part of Technology Package for M Sport, M40i and M40d models.



☐

EXTENDED STORAGE.

Extended storage offers increased functionality and practicality by offering more organisational and storage space. This feature comprises:

- ☐ Sunglasses storage compartment
- ☐ Lockable glovebox
- ☐ 12V power socket in rear centre console
- ☐ Storage nets behind front seats
- ☐ Lashing rails for luggage compartment
- ☐ USB adapter
- ☐ Multi-functional hooks in luggage compartment

Exclusively available as part of Comfort Package.



☐

DRIVING ASSISTANT PLUS.

Driving Assistant Plus offers greater comfort and security during monotonous or complex driving situations. These can include traffic jams, stop-and-go traffic or long journeys through the city, on country roads or motorways, along with navigating junctions and lane changes. This features comprises:

- ☐ Driving Assistant
- ☐ Active Cruise Control with Stop&Go Function
- ☐ Steering and lane control assistant
- ☐ Lane keeping assistant with active collision protection
- ☐ Lane change assistant
- ☐ Crossing traffic warning, front
- ☐ Evasion aid
- ☐ Crossroads warning
- ☐ Wrong-way warning

The system scopes contained in the Driving Assistant Plus only provide assistance within defined system limits. It remains the responsibility of the respective driver to react to the actual traffic situation.



☐

BMW GESTURE CONTROL.

With BMW Gesture Control, certain functions can be operated by means of defined hand movements. For certain operations the system will, for example, recognise gestures such as 'swiping' or 'pointing' for accepting or rejecting an incoming call, or circular motions of the index finger to adjust volume.

Exclusively available as part of Technology Package for M Sport, M40i and M40d models.



☐

HEAD-UP DISPLAY.

The full-colour Head-up Display projects all information relevant to the journey directly into the driver's field of vision. Display of full content is dependent on optional equipment ordered.

Exclusively available for M Sport, M40i and M40d models as part of Technology Package.




WHEELS & TYRES.

21" BMW INDIVIDUAL LIGHT ALLOY V-SPOKE STYLE 726 I WHEELS, BICOLOUR.

21" BMW Individual light alloy V-spoke style 726 I wheels, Bicolour, Orbit Grey, front 8.5 J x 21 with 245/40 R21, rear 9.5 J x 21 with 275/35 R21 run-flat tyres.

Exclusively for xLine and M Sport models.



21" M LIGHT ALLOY DOUBLE-SPOKE STYLE 718 M WHEELS, MATT CERIUM GREY.

21" M light alloy Double-spoke style 718 M wheels, Matt Cerium Grey, front 8.5J x 21 with 245/40 R21, rear 9.5J x 21 with 275/35 R21 run-flat tyres.


Optional for M40d and M40i models, as part of the M Sport Plus Package only.



20" M LIGHT ALLOY DOUBLE-SPOKE STYLE 699 M WHEELS, ORBIT GREY.

20" M light alloy Double-spoke style 699 M wheels, Orbit Grey with mixed tyres, front 8J x 20 with 245/45 R20, rear 9.5J x 20 with 275/40 R20 tyres.

Standard for M40i and M40d models. Optionally available for M Sport models as part of M Sport Plus Package.



19" LIGHT ALLOY Y-SPOKE STYLE 694 WHEELS, FERRIC GREY.

19" light alloy Y-spoke style 694 wheels, Ferric Grey, front and rear 7.5J x 19 with 245/50 R19 tyres.

Standard for xLine.



20" LIGHT ALLOY Y-SPOKE STYLE 695 WHEELS, BICOLOUR ORBIT GREY.

20" light alloy Y-spoke style 695 wheels, Bicolour Orbit Grey, front 8 J x 20 with 245/45, rear 9.5 J x 20 with 275/40 tyres.


Optional for xLine.



19" M LIGHT ALLOY DOUBLE-SPOKE STYLE 698 M WHEELS, BICOLOUR FERRIC GREY.

19" M light alloy Double-spoke style 698 M wheels, Bicolour Ferric Grey, 7.5 J x 19 with 245/50 R19 tyres.

Standard for M Sport models.



18" LIGHT ALLOY V-SPOKE STYLE 618 WHEELS.

18" light alloy V-spoke style 618 wheels, wheel size 7J x 18, with 225/60 R18 tyres.

Standard for xDrive20i and xDrive20d SE models.



19" LIGHT ALLOY V-SPOKE STYLE 692 WHEELS, BICOLOUR FERRIC GREY.

19" light alloy V-spoke style 692 wheels, Bicolour Ferric Grey, front and rear 7.5J x 19 with 245/50 R19 tyres.

Optional for SE models.



18" LIGHT ALLOY DOUBLE-SPOKE STYLE 688 WHEELS.

18" light alloy Double-spoke style 688 wheels, wheel size 7J x 18 with 225/60 R18 tyres.

Standard for xDrive30e and xDrive30d SE models. Optionally available for xDrive20i and xDrive20d SE models.



GENUINE BMW ACCESSORIES.



ROOF BOX, BLACK.

This contemporary BMW Roof box in Black with titanium silver side trims has a 520-litre capacity and fits all BMW Roof rack systems. It can be opened from both sides and features triple central locking on each side which makes it easy to load and provides anti-theft locking. BMW Roof boxes in other sizes are also available.



BMW REAR BIKE CARRIER.

The Rear Bike Carrier is lightweight yet sturdy and can carry up to 60kg. Exceptionally easy to use, it carries two bicycles or e-bikes. Its tilt function also allows easy access to the luggage compartment at all times.

20" LIGHT ALLOY Y-SPOKE STYLE 695 WHEELS, MATT BLACK.

The premium-quality 20" light alloy Y-spoke style 695 wheels are in Matt Black. Complete summer wheel set with mixed, run-flat tyres. Also available as a complete winter wheel set.



LUGGAGE COMPARTMENT MAT.

Fitted luggage compartment mat: anti-slip, water-resistant, durable mat for protecting the luggage compartment from dirt and moisture. In Black and with an X3 stainless steel inlay.



ROOF BARS.

BMW Roof Bars allow you to carry a number of items on the roof of your car, including roof boxes and bike carriers.




WIRELESS CHARGING CASE.

Wireless charging case: for inductive charging of the Apple iPhone™. The case also doubles as a protective cover.



ALL-WEATHER FLOOR MATS.

All-weather floor mats: precisely fitting protection against moisture and dirt in the front footwells. In Black, the mats are a perfect match with the interior.



TECHNICAL INFORMATION.



Power output (hp)	184	184	184	292^	292^	292^	360	190	190	190	286	286	286	340
0-62mph / 0-100km/h (secs)	8.3	8.3	8.3	6.1	6.1	6.1	4.8	7.9	7.9	7.9	5.7	5.7	5.7	4.9
Fuel consumption – combined (mpg)*	34.9-35.8	33.6-35.8	33.2-35.3	134.5-148.7**	134.5-148.7**	128.4-141.2**	30.1-31.4	46.3-47.9	44.8-47.9	44.1-47.1	44.1-45.6	42.8-45.6	42.2-45.6	40.4-43.5
Fuel consumption – combined (l/100km)*	8.1-7.9	8.4-7.9	8.5-8.0	2.1-1.9**	2.1-1.9**	2.2-2.0**	9.4-9.0	6.1-5.9	6.3-5.9	6.4-6.0	6.4-6.2	6.6-6.2	6.7-6.2	7.0-6.5
CO ₂ emissions – combined (g/km)*	185-179	191-179	193-181	48-44**	48-44**	49-46**	215-204	160-154	166-154	167-156	167-161	174-161	175-163	184-171
Electric energy consumption – weighted combined (miles/kWh)**	-	-	-	3.3	3.3	3.3-3.2	-	-	-	-	-	-	-	-
Electric energy consumption – weighted combined (km/kWh)**	-	-	-	19.1-18.6	19.1-18.7	19.3-18.9	-	-	-	-	-	-	-	-
Equivalent all-electric range (miles)*	-	-	-	29.8-31.7	29.8-31.7	29.8-31.1	-	-	-	-	-	-	-	-
Equivalent all-electric range (km)*	-	-	-	48.0-51.0	48.0-51.0	48.0-50.0	-	-	-	-	-	-	-	-
Mild Hybrid Technology [†] (Y / N)	N	N	N	N	N	N	N	Y	Y	Y	Y	Y	Y	Y

* = For Plug-in Hybrid Electric Vehicles these figures were obtained using a combination of battery power and fuel. Plug-in Hybrid Electric Vehicles require mains electricity for charging. Figures shown are for comparability purposes. Only compare fuel consumption, CO₂ and electric range figures with other cars tested to the same technical procedures. These figures may not reflect real life driving results, which will depend upon a number of factors including the starting charge of the battery, accessories fitted (post-registration), variations in weather, driving styles and vehicle load. The CO₂ figures have been determined according to the WLTP test. The CO₂ figures were previously based on the NEDC equivalent. ** = Figures are weighted combined. ^ = Combined power from Petrol and Electric engines. [†] = 48V Mild Hybrid Technology provides many benefits including improved recovery of kinetic energy during braking and support of the combustion engine when accelerating. This helps to reduce CO₂ emissions whilst improving fuel consumption and performance.

OPTIONAL EQUIPMENT.



xDrive20i SE	xDrive20i xLine	xDrive20i M Sport	xDrive30e SE	xDrive30e xLine	xDrive30e M Sport	M40i	xDrive20d SE	xDrive20d xLine	xDrive20d M Sport	xDrive30d SE	xDrive30d xLine	xDrive30d M Sport	M40d
--------------	-----------------	-------------------	--------------	-----------------	-------------------	------	--------------	-----------------	-------------------	--------------	-----------------	-------------------	------

BMW EFFICIENT DYNAMICS

Auto Start-Stop	■	■	■	■	■	■	■	■	■	■	■	■	■
Brake Energy Regeneration	■	■	■	■	■	■	■	■	■	■	■	■	■
Drive Performance Control	■	■	■	■	■	■	■	■	■	■	■	■	■
ECO PRO mode	■	■	■	■	■	■	■	■	■	■	■	■	■
Electric Power Steering (EPS)	■	■	■	■	■	■	■	■	■	■	■	■	■
Individual BMW EfficientDynamics features may be excluded, depending on the optional equipment chosen. Your BMW Retailer will be pleased to provide you with more information.													

PAINTWORK

Non-metallic Available in Alpine White	■	■	■	■	■	■	■	■	■	■	■	■	■
Metallic Available in Black Sapphire, Carbon Black ¹ , Glacier Silver, Mineral White ² , Phytonic Blue or Sophisto Grey	□	□	□	-	-	-	-	□	□	□	□	□	□
	-	-	-	□	□	□	□	-	-	-	□	□	□

UPHOLSTERY

Vernasca leather – SE models Available in Black with contrast stitching	■	-	-	■	-	-	-	■	-	-	■	-	-
– xLine models Available in Black with contrast stitching, Cognac with contrast stitching, Oyster with contrast stitching and extended content or Mocha with contrast stitching	-	■	-	-	■	-	-	-	■	-	■	-	-
– M Sport and M40i / M40d models Available in Black with contrast stitching, Cognac with contrast stitching, Oyster with contrast stitching and extended content or Mocha with contrast stitching	-	-	■	-	-	■	■	-	-	■	■	■	■
Available in Black with Blue contrast stitching Only with Instrument panel in Sensatec	-	-	□	-	-	□	□	-	-	□	□	□	□



xDrive20i SE															
xDrive20i xLine															
xDrive20i M Sport															
xDrive30e SE															
xDrive30e xLine															
xDrive30e M Sport															
M40i															
xDrive20d SE															
xDrive20d xLine															
xDrive20d M Sport															
xDrive30d SE															
xDrive30d xLine															
xDrive30d M Sport															
M40d															

PACKAGES

Packages provide an intelligent selection of individual options at a lower combined price, as well as contributing to the resale value of the vehicle. Further options can still be specified even when a package is chosen.

Comfort Package Comprises: – Comfort Access with smart-opener – Extended Storage – Seat backrest adjustment, rear – Steering wheel heating	<input type="checkbox"/>	<input type="checkbox"/>	<input type="checkbox"/>	<input type="checkbox"/>	<input type="checkbox"/>	<input type="checkbox"/>	<input type="checkbox"/>	<input type="checkbox"/>	<input type="checkbox"/>	<input type="checkbox"/>	<input type="checkbox"/>	<input type="checkbox"/>	<input type="checkbox"/>	<input type="checkbox"/>	<input type="checkbox"/>
M Sport Plus Package For M Sport models comprises: – 20" M light alloy Double-spoke style 699 M wheels, Bicolour Orbit Grey – Active Protection – Adaptive suspension – Extended High-gloss Shadowline – M seat belts – M Sport braking system – Sun protection glass – Variable sport steering	-	-	<input type="checkbox"/>	-	-	-	-	-	-	-	<input type="checkbox"/>	-	-	-	-
Alternative content – 21" BMW Individual light alloy V-spoke style 726 wheels, Bicolour Orbit Grey, with run-flat tyres	-	-	<input type="checkbox"/>	-	-	-	-	-	-	-	<input type="checkbox"/>	-	-	-	-
For M40i / M40d models comprises: – 21" M light alloy Double-spoke style 718 M wheels, Cerium Grey matt, with run-flat tyres – Active Protection – Adaptive M suspension – Extended High-gloss Shadowline ¹ – Lumbar support, driver and front passenger – M seat belts – M seats ² – Sun protection glass	-	-	-	-	-	-	-	<input type="checkbox"/>	-	-	-	-	-	-	<input type="checkbox"/>

/ = Indicates 'or'. ¹ = Deselectable if Cerium Grey elements are preferred. ² = Only with Vernasca leather in Black with Blue contrast stitching or Cognac with Mocha contrast stitching upholstery.

■ Standard equipment □ Optional equipment - Not available



xDrive20i SE	xDrive20i xLine	xDrive20i M Sport	xDrive30e SE	xDrive30e xLine	xDrive30e M Sport	M40i	
xDrive20d SE	xDrive20d xLine	xDrive20d M Sport	xDrive30d SE	xDrive30d xLine	xDrive30d M Sport	M40d	

PACKAGES (CONT.)

Premium Package Comprises: – Lumbar support, driver and front passenger – Panoramic glass sunroof – Seat adjustment, electric, with memory	<input type="checkbox"/>	<input type="checkbox"/>	<input type="checkbox"/>	<input type="checkbox"/>	<input type="checkbox"/>	<input type="checkbox"/>	-	<input type="checkbox"/>	<input type="checkbox"/>	<input type="checkbox"/>	<input type="checkbox"/>	<input type="checkbox"/>	<input type="checkbox"/>	-
Technology Package Comprises: – BMW Gesture Control – Enhanced Bluetooth with wireless charging – Head-up Display – Loudspeaker system – harman/kardon – WiFi hotspot preparation	-	-	<input type="checkbox"/>	-	-	<input type="checkbox"/>	<input type="checkbox"/>	-	-	<input type="checkbox"/>	-	-	<input type="checkbox"/>	<input type="checkbox"/>
Visibility Package Comprises: – BMW Icon Adaptive LED Headlights – High-beam Assistant	<input type="checkbox"/>	<input type="checkbox"/>	<input type="checkbox"/>	<input type="checkbox"/>	<input type="checkbox"/>	<input type="checkbox"/>	<input checked="" type="checkbox"/>	<input type="checkbox"/>	<input type="checkbox"/>	<input type="checkbox"/>	<input type="checkbox"/>	<input type="checkbox"/>	<input type="checkbox"/>	<input checked="" type="checkbox"/>

INTERIOR TRIMS

Black, High-gloss with Pearl Chrome finisher	<input checked="" type="checkbox"/>	<input checked="" type="checkbox"/>	-	<input checked="" type="checkbox"/>	<input checked="" type="checkbox"/>	-	-	<input checked="" type="checkbox"/>	<input checked="" type="checkbox"/>	-	-
Aluminium Rhombicle with Pearl Chrome finisher	-	-	<input checked="" type="checkbox"/>	-	-	<input checked="" type="checkbox"/>	<input checked="" type="checkbox"/>	-	-	<input checked="" type="checkbox"/>	<input checked="" type="checkbox"/>
Aluminium fine cutting with Pearl Chrome finisher	<input type="checkbox"/>	<input type="checkbox"/>	-	<input type="checkbox"/>	<input type="checkbox"/>	-	-	<input type="checkbox"/>	<input type="checkbox"/>	-	-
	-	-	<input type="checkbox"/>	-	-	<input type="checkbox"/>	<input type="checkbox"/>	-	-	<input type="checkbox"/>	<input type="checkbox"/>
Carbon Fibre	-	-	-	-	-	-	<input type="checkbox"/>	-	-	-	<input type="checkbox"/>
Dark Oak Wood, High-gloss with Pearl Chrome finisher	<input type="checkbox"/>	<input type="checkbox"/>	-	<input type="checkbox"/>	<input type="checkbox"/>	-	-	<input type="checkbox"/>	<input type="checkbox"/>	-	-
	-	-	<input type="checkbox"/>	-	-	<input type="checkbox"/>	<input type="checkbox"/>	-	-	<input type="checkbox"/>	<input type="checkbox"/>
Poplar grain Grey fine-wood with Pearl Chrome finisher	<input type="checkbox"/>	<input type="checkbox"/>	-	<input type="checkbox"/>	<input type="checkbox"/>	-	-	<input type="checkbox"/>	<input type="checkbox"/>	-	-
	-	-	<input type="checkbox"/>	-	-	<input type="checkbox"/>	<input type="checkbox"/>	-	-	<input type="checkbox"/>	<input type="checkbox"/>

BMW INDIVIDUAL INTERIOR TRIM

Piano Black	-	-	<input type="checkbox"/>	-	-	<input type="checkbox"/>	<input type="checkbox"/>	-	-	<input type="checkbox"/>	<input type="checkbox"/>
-------------	---	---	--------------------------	---	---	--------------------------	--------------------------	---	---	--------------------------	--------------------------



SAFETY AND TECHNOLOGY

	xDrive20i SE	xDrive20i xLine	xDrive20i M Sport	xDrive30e SE	xDrive30e xLine	xDrive30e M Sport	M40i	xDrive20d SE	xDrive20d xLine	xDrive20d M Sport	xDrive30d SE	xDrive30d xLine	xDrive30d M Sport	M40d
Active Cruise Control (ACC) with Stop&Go function Only with Galvanic embellisher for controls	□	□	□	□	□	□	□	□	□	□	□	□	□	□
Driving Assistant Comprises: – Approach Control warning – Crossing-traffic warning, rear – Lane Change warning – Lane Departure warning – Prevention of rear collision – Speed Limit Info	□	□	□	□	□	□	□	□	□	□	□	□	□	□
Driving Assistant Plus Comprises all functionality of Driving Assistant, plus: – Active Cruise Control (ACC) with Stop&Go function – Crossroads Warning – Crossing Traffic Warning, front – Evasion aid – Lane Change Assistant – Lane Keeping Assistant with active side collision protection – Steering and Lane Control Assistant – Wrong-way Warning Only with Galvanic embellisher for controls	□	□	□	□	□	□	□	□	□	□	□	□	□	□
Larger fuel tank Increased to 68 litres	-	-	-	-	-	-	-	□	■	■	■	■	■	-
Parking Assistant – Parking Assistant for parallel and lateral parking spaces – Active Park Distance Control – Reversing Assist camera	■	■	■	■	■	■	■	■	■	■	■	■	■	■
Parking Assistant Plus Comprises all functionality of Parking Assistant, plus: – Remote 3D View – Surround View	□	□	□	□	□	□	□	□	□	□	□	□	□	□
Run-flat tyres	-	□	□	-	-	-	□	-	□	□	-	□	□	□

Only with = these options must be ordered together.

■ Standard equipment □ Optional equipment - Not available



EXTERIOR EQUIPMENT

Exterior trim, High-gloss Shadowline	<input type="checkbox"/>	<input type="checkbox"/>	<input checked="" type="checkbox"/>	<input type="checkbox"/>	<input type="checkbox"/>	<input checked="" type="checkbox"/>	<input checked="" type="checkbox"/>	<input type="checkbox"/>	<input type="checkbox"/>	<input checked="" type="checkbox"/>	<input checked="" type="checkbox"/>
Exterior trim, Satin Aluminium	<input type="checkbox"/>	<input checked="" type="checkbox"/>	-	<input type="checkbox"/>	<input checked="" type="checkbox"/>	-	-	<input type="checkbox"/>	<input checked="" type="checkbox"/>	-	-
Towbar, fully electric	<input type="checkbox"/>	<input type="checkbox"/>	<input type="checkbox"/>	<input type="checkbox"/>	<input type="checkbox"/>	<input type="checkbox"/>	<input type="checkbox"/>	<input type="checkbox"/>	<input type="checkbox"/>	<input type="checkbox"/>	<input type="checkbox"/>

INTERIOR EQUIPMENT

Galvanic embellisher for controls	<input type="checkbox"/>	<input type="checkbox"/>	<input type="checkbox"/>	<input type="checkbox"/>	<input type="checkbox"/>	<input type="checkbox"/>	<input type="checkbox"/>	<input type="checkbox"/>	<input type="checkbox"/>	<input type="checkbox"/>	<input type="checkbox"/>
Instrument panel in Sensatec	-	<input type="checkbox"/>	<input type="checkbox"/>	-	<input type="checkbox"/>	<input type="checkbox"/>	<input type="checkbox"/>	-	<input type="checkbox"/>	<input type="checkbox"/>	<input type="checkbox"/>
Sun protection glass Included in M Sport Plus Package	<input type="checkbox"/>	<input type="checkbox"/>	<input type="checkbox"/>	<input type="checkbox"/>	<input type="checkbox"/>	<input type="checkbox"/>	<input type="checkbox"/>	<input type="checkbox"/>	<input type="checkbox"/>	<input type="checkbox"/>	<input type="checkbox"/>

SEATS

Lumbar support, driver and front passenger Included in Premium Package	<input type="checkbox"/>	<input type="checkbox"/>	<input type="checkbox"/>	<input type="checkbox"/>	<input type="checkbox"/>	<input type="checkbox"/>	<input type="checkbox"/>	<input type="checkbox"/>	<input type="checkbox"/>	<input type="checkbox"/>	<input type="checkbox"/>
Seat heating, front and rear Only with Vernasca leather	<input type="checkbox"/>	<input type="checkbox"/>	<input type="checkbox"/>	<input type="checkbox"/>	<input type="checkbox"/>	<input type="checkbox"/>	<input type="checkbox"/>	<input type="checkbox"/>	<input type="checkbox"/>	<input type="checkbox"/>	<input type="checkbox"/>

Only with = these options must be ordered together.

☒ Standard equipment ☐ Optional equipment - Not available



xDrive20i SE	xDrive20i xLine	xDrive20i M Sport	xDrive30e SE	xDrive30e xLine	xDrive30e M Sport	M40i	xDrive20d SE	xDrive20d xLine	xDrive20d M Sport	xDrive30d SE	xDrive30d xLine	xDrive30d M Sport	M40d
--------------	-----------------	-------------------	--------------	-----------------	-------------------	------	--------------	-----------------	-------------------	--------------	-----------------	-------------------	------

AUDIO AND COMMUNICATION

BMW Emergency Call ¹	■	■	■	■	■	■	■	■	■	■	■	■	■
BMW Live Cockpit Plus Comprises: – 5.7" Digital Instrument Display – 8.8" Control Display with Touch Functionality – BMW iDrive 6 System (iD6) – iDrive controller with Touch Function	■	■	-	■	■	-	-	■	■	■	■	-	-
BMW Live Cockpit Professional Comprises: – 10.25" Control Display with Touch Functionality – 12.3" Digital Instrument Display – BMW Operating System 7.0 – iDrive Controller with Touch Function	-	-	■	-	-	■	■	-	-	■	■	■	■
BMW Online Services ^{2, 3} Comprises: – BMW Apps – BMW Online Services – Intelligent Voice Control – Last State Call ^{1, 3} – USB and Over-the-air Map Updates	■	■	■	■	■	■	■	■	■	■	■	■	■
BMW TeleServices ¹	■	■	■	■	■	■	■	■	■	■	■	■	■

¹ = Available and active without runtime limitations. Usage cannot be guaranteed permanently due to potential future technical developments (of the Service availability and/or Smartphone compatibility/operating systems).
thereafter at an additional cost.

² = Active for 3 years, renewable

³ = Requires a free BMW ConnectedDrive account.

■ Standard equipment □ Optional equipment - Not available



xDrive20i SE	xDrive20i xLine	xDrive20i M Sport	xDrive30e SE	xDrive30e xLine	xDrive30e M Sport	M40i	xDrive20d SE	xDrive20d xLine	xDrive20d M Sport	xDrive30d SE	xDrive30d xLine	xDrive30d M Sport	M40d
--------------	-----------------	-------------------	--------------	-----------------	-------------------	------	--------------	-----------------	-------------------	--------------	-----------------	-------------------	------

AUDIO AND COMMUNICATION (CONT.)






Connected Package Plus Comprises: – Apple CarPlay ^{1,2} – Concierge Services ^{3,4} – Real Time Traffic Information ^{3,4} – Remote 3D View ⁵ – Remote Services ⁴	■	■	-	■	■	-	-	■	■	-	-	■	■	-
Connected Package Professional Comprises the full functionality of Connected Package Plus, as well as: – Connected Charging ^{3,6} – Connected Music ^{3,4} – Connected Navigation ^{3,4} – Connected Parking ^{3,4} – Connected Teaser ⁷ – Smartphone Integration ^{1,3}	-	-	■	-	-	■	■	-	-	■	-	-	■	■
DAB tuner	■	■	■	■	■	■	■	■	■	■	■	■	■	■
Enhanced Bluetooth with wireless charging Included in Technology Package Only with WiFi hotspot preparation	□	□	□	□	□	□	□	□	□	□	□	□	□	□
Loudspeaker system – harman/kardon Included in Technology Package	-	-	□	-	-	□	□	-	-	□	-	□	□	□
WiFi hotspot preparation ⁸ Included in Technology Package Only with Enhanced Bluetooth with wireless charging	□	□	□	□	□	□	□	□	□	□	□	□	□	□

Only with = these options must be ordered together. ¹ = Available and active without runtime limitations. Usage cannot be guaranteed permanently due to potential future technical developments (of the Service availability and/or Smartphone compatibility/ operating systems). ² = Functions using a data connection will use data from the SIM card in the phone. Additional data charges may be applied by the mobile network provider. Compatibility and functions may vary due to the make and model year of the phone and the version of software installed on it. ³ = Requires a free BMW ConnectedDrive account. ⁴ = Active for 3 years, renewable thereafter at an additional cost. ⁵ = Only in combination with Parking Assistant Plus. ⁶ = Exclusively available on xDrive30e models for three years. ⁷ = Available and active for three months. Can be extended or renewed thereafter at an extra cost. ⁸ =Data subscription costs apply and must be purchased separately.



xDrive20i SE	xDrive20i xLine	xDrive20i M Sport	xDrive30e SE	xDrive30e xLine	xDrive30e M Sport	M40i	xDrive20d SE	xDrive20d xLine	xDrive20d M Sport	xDrive30d SE	xDrive30d xLine	xDrive30d M Sport	M40d	Snow chains	Run-flat tyres ¹
--------------	-----------------	-------------------	--------------	-----------------	-------------------	------	--------------	-----------------	-------------------	--------------	-----------------	-------------------	------	-------------	-----------------------------

LIGHT ALLOY WHEELS

	18" V-spoke style 618	■	-	-	-	-	-	■	-	-	-	-	-	□	-
	18" Double-spoke style 688	□	-	-	■	-	-	□	-	-	■	-	-	□	-
	19" V-spoke style 692, Bicolour Ferric Grey	□	-	-	□	-	-	□	-	-	□	-	-	□	-
	19" Y-spoke style 694, Ferric Grey	-	■	-	-	■	-	-	■	-	-	■	-	□	-
	19" M Double-spoke style 698 M, Bicolour Ferric Grey	-	-	■	-	-	■	-	-	-	■	-	-	□	-

¹ = Mobility kit is standard where run-flat tyres are not available.

BMW Winter Tyre Packages available on BMW X3. Please contact your local BMW Retailer for more information.

■ Standard equipment □ Optional equipment - Not available



xDrive20i SE	xDrive20i xLine	xDrive20i M Sport	xDrive30e SE	xDrive30e xLine	xDrive30e M Sport	M40i	xDrive20d SE	xDrive20d xLine	xDrive20d M Sport	xDrive30d SE	xDrive30d xLine	xDrive30d M Sport	M40d	Snow chains	Run-flat tyres ¹
--------------	-----------------	-------------------	--------------	-----------------	-------------------	------	--------------	-----------------	-------------------	--------------	-----------------	-------------------	------	-------------	-----------------------------

LIGHT ALLOY WHEELS

	20" Y-spoke style 695, Bicolour Orbit Grey	-	□	-	-	□	-	-	■	-	□	-	-	-	-
	20" M Double-spoke style 699 M, Bicolour Orbit Grey	-	-	□	-	-	□	■	-	-	-	□	■	-	-
	Only with M Sport Plus Package														
	21" M Double-spoke style 718 M, Cerium Grey Matt	-	-	-	-	-	-	□	-	-	-	-	□	-	■
	21" BMW Individual V-spoke style 726, Bicolour Orbit Grey	-	□	□	-	-	-	-	-	□	□	□	-	-	■
	In conjunction with M Sport Plus Package	-	-	□	-	-	-	-	-	-	□	□	-	-	■

¹ = Mobility kit is standard where run-flat tyres are not available.

BMW Winter Tyre Packages available on BMW X3. Please contact your local BMW Retailer for more information.

■ Standard equipment □ Optional equipment - Not available



READY TO TAKE THE NEXT STEP?